



US00D618583S

(12) **United States Design Patent**  
**Slowinski**

(10) **Patent No.:** **US D618,583 S**  
(45) **Date of Patent:** **\*\* Jun. 29, 2010**

(54) **ROUND CUT**

(76) **Inventor:** **Christopher Slowinski**, c/o Christopher Designs, Inc., 42 W. 48th St., Room 401, New York, NY (US) 10036

(\*\*) **Term:** **14 Years**

(21) **Appl. No.:** **29/317,881**

(22) **Filed:** **May 8, 2008**

**Related U.S. Application Data**

(63) Continuation-in-part of application No. 29/317,426, filed on Apr. 29, 2008.

(51) **LOC (9) Cl.** ..... **11-01**

(52) **U.S. Cl.** ..... **D11/90**

(58) **Field of Classification Search** ..... D11/1-2, D11/26-29, 89-92; 63/26-28, 32  
See application file for complete search history.

(56) **References Cited**

**U.S. PATENT DOCUMENTS**

D545,237 S \* 6/2007 Weitman ..... D11/90  
D545,718 S \* 7/2007 Weitman ..... D11/90

D565,994 S \* 4/2008 Weitman ..... D11/90  
D566,613 S \* 4/2008 Weitman ..... D11/90  
D568,777 S \* 5/2008 Weitman ..... D11/90  
D569,298 S \* 5/2008 Smith ..... D11/90  
D570,726 S \* 6/2008 Weitman ..... D11/90

\* cited by examiner

*Primary Examiner*—Ralf Seifert

(74) *Attorney, Agent, or Firm*—Ostrolenk Faber LLP

(57) **CLAIM**

The ornamental design for a round cut, as shown and described.

**DESCRIPTION**

FIG. 1 is a top view of the round cut showing my new design; FIG. 2 is a side elevational view, the other side being symmetrical; and, FIG. 3 is a bottom view.

**1 Claim, 1 Drawing Sheet**

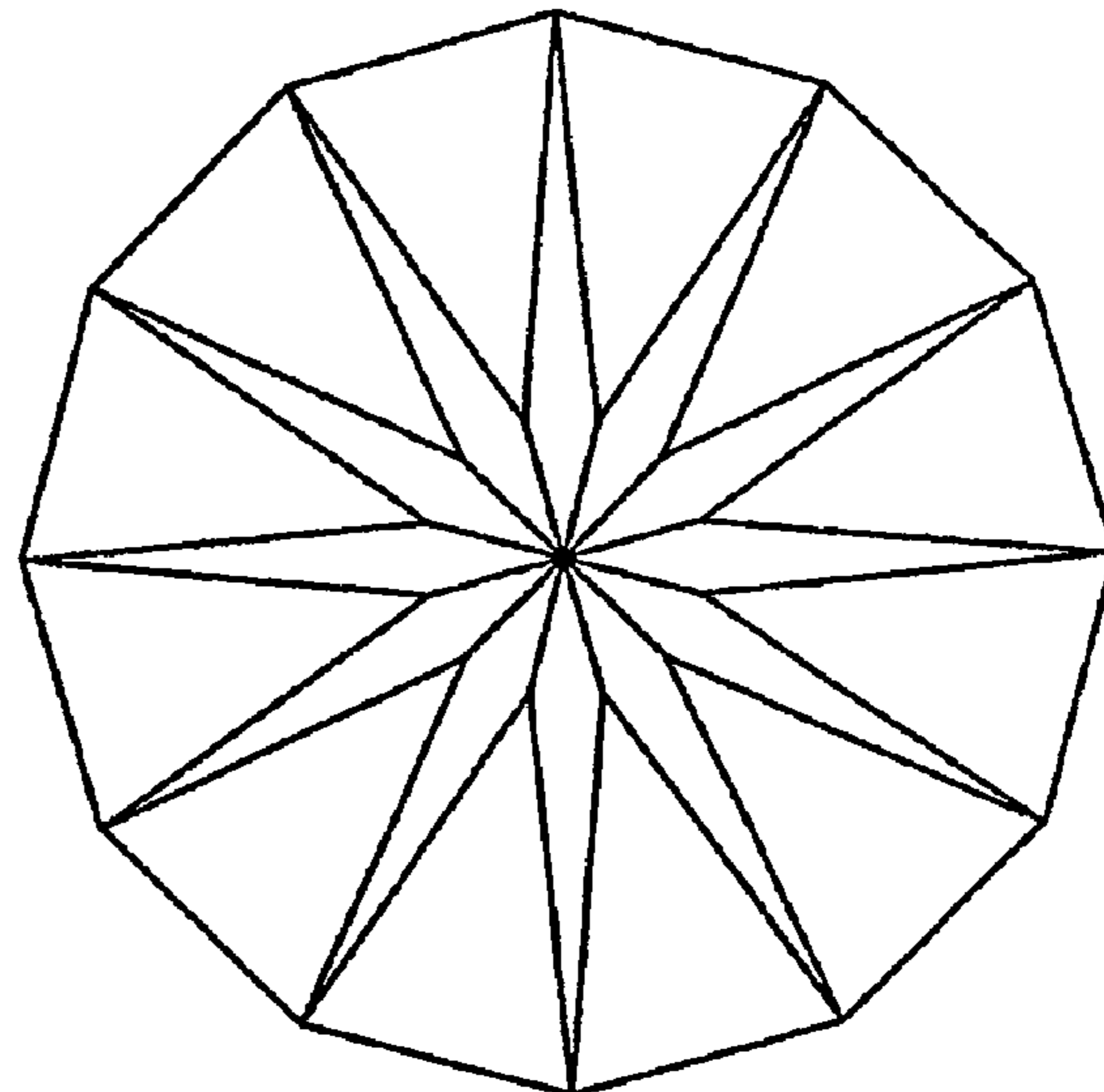
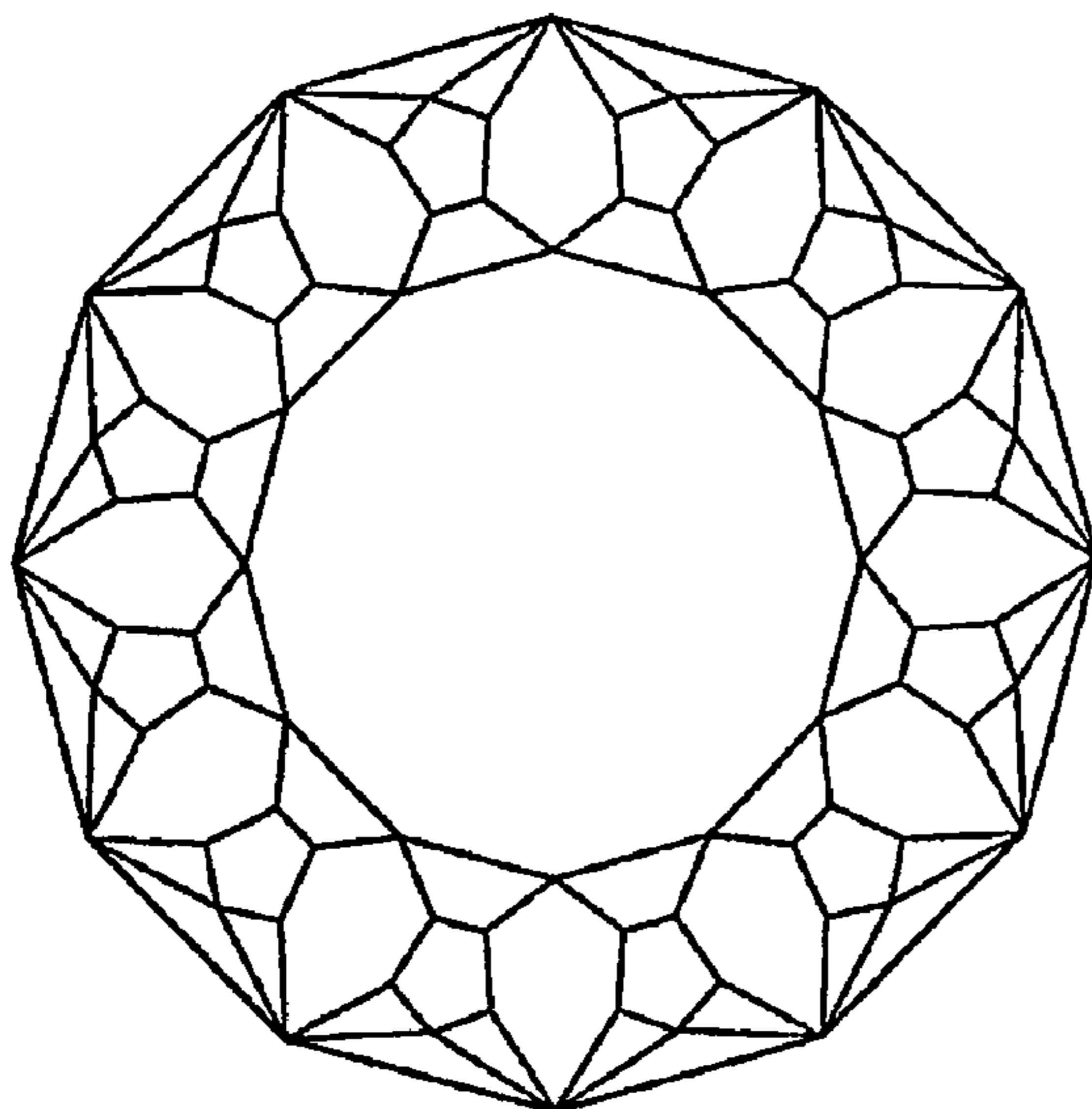


Fig. 1

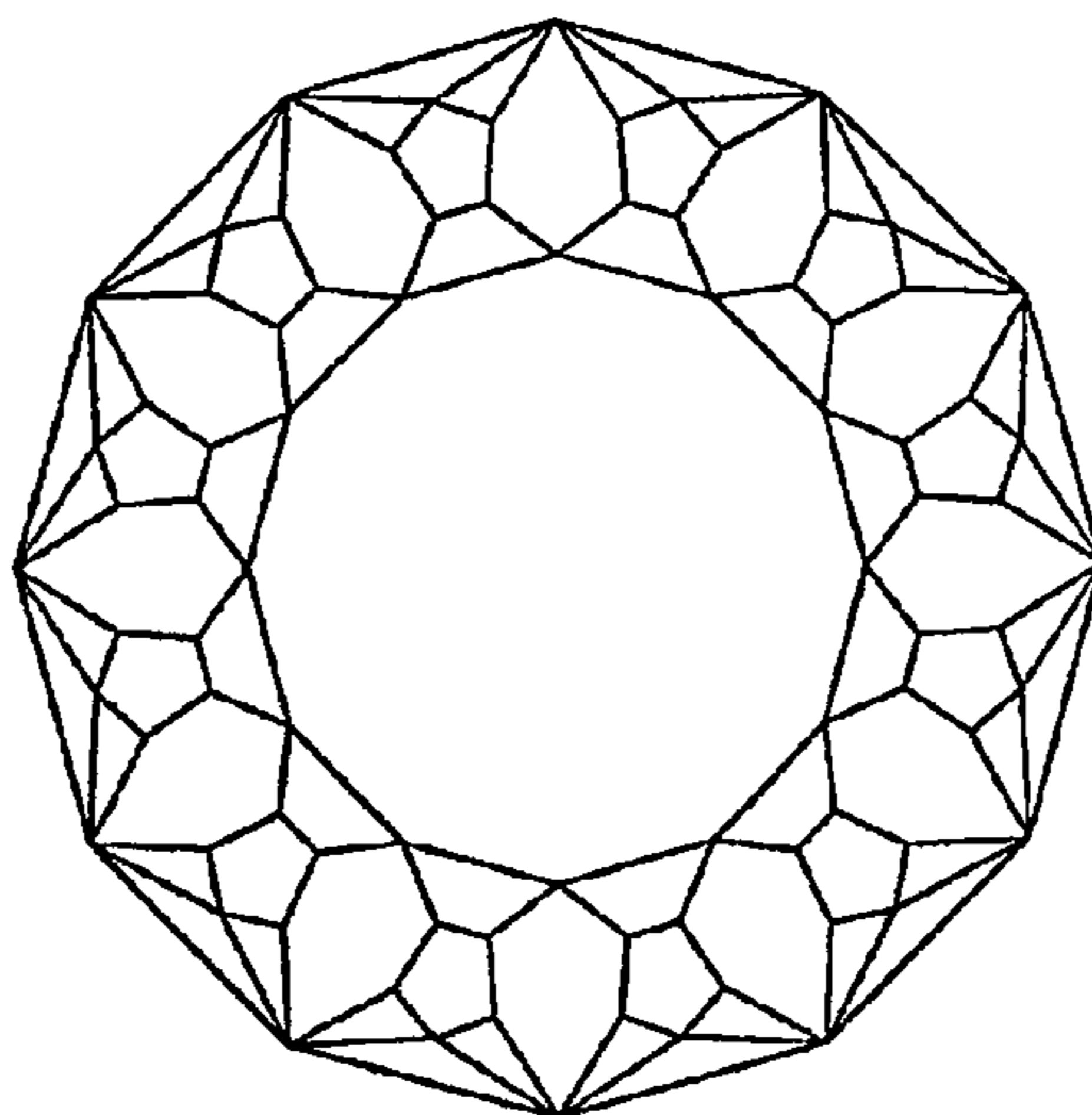


Fig. 2

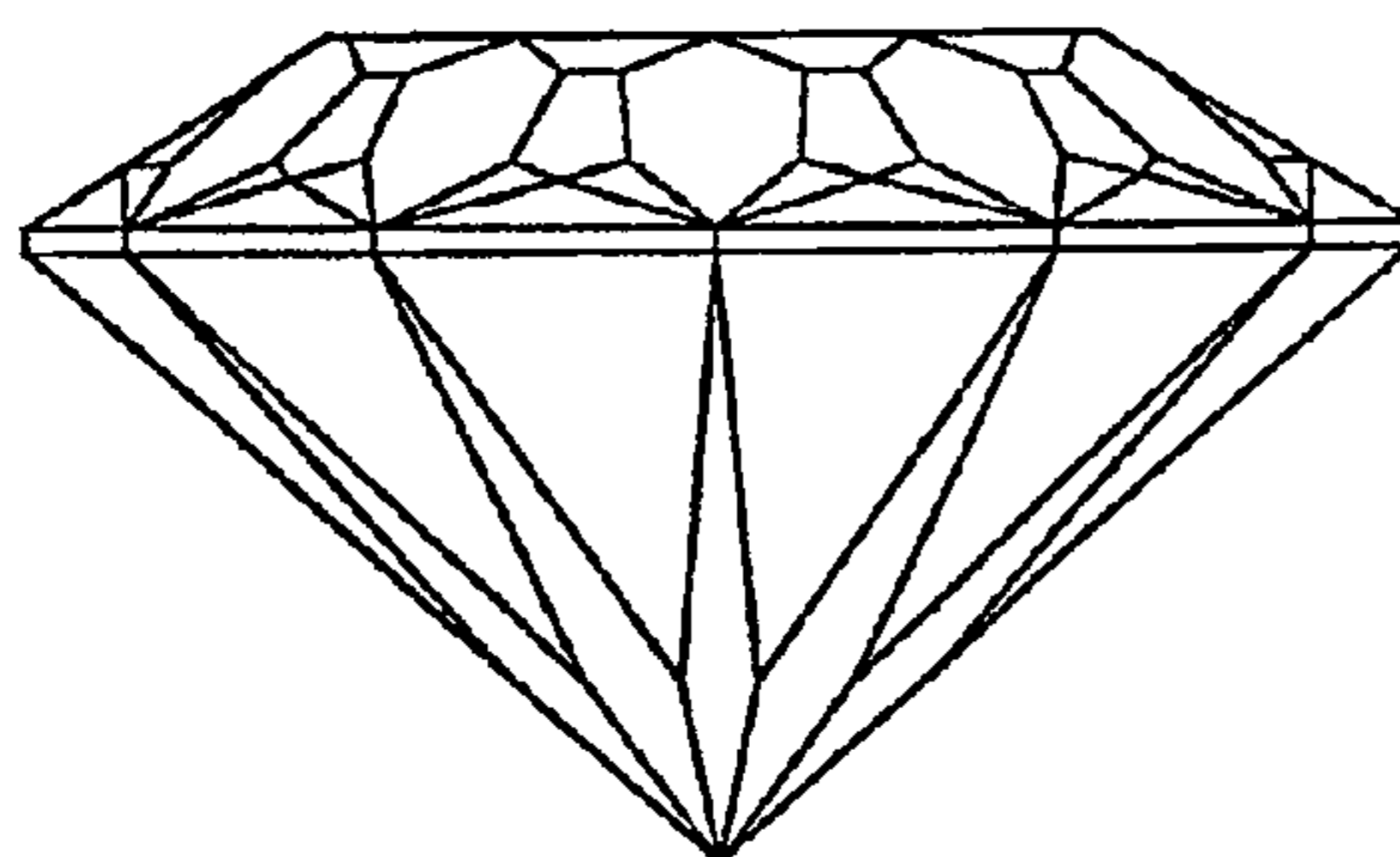


Fig. 3

