



US00D618578S

(12) **United States Design Patent**  
**Takahashi**

(10) **Patent No.:** **US D618,578 S**  
(45) **Date of Patent:** **\*\* Jun. 29, 2010**

(54) **RING WITH SURFACE ORNAMENTATION**

D583,568 S \* 12/2008 Sordi ..... D5/28  
D602,392 S \* 10/2009 Kempker ..... D11/26

(75) Inventor: **Masaki Takahashi**, Tokyo (JP)

FOREIGN PATENT DOCUMENTS

(73) Assignee: **Mokumeganeya Co., Ltd.**, Tokyo (JP)

JP D1348403 S 1/2009

(\*\*) Term: **14 Years**

OTHER PUBLICATIONS

(21) Appl. No.: **29/354,329**

<http://www.andrewnycedesigns.com/blog/wp-content/uploads/2009/09/golden-light-mokume.jpg>. Accessed Apr. 7, 2010.\*  
<http://www.andrewnycedesigns.com/blog/wp-content/uploads/2009/09/kaleidoscope-mokume.jpg>. Accessed Apr. 7, 2010.\*  
<http://www.andrewnycedesigns.com/blog/wp-content/uploads/2009/09/meridian-rings.jpg>. Accessed Apr. 7, 2010.\*  
<http://applesofgold.com/Merchant2/graphics/00000015/WED-PAC.jpg>. Accessed Apr. 7, 2010.\*

(22) Filed: **Jan. 22, 2010**

(51) **LOC (9) Cl.** ..... **11-01**

(52) **U.S. Cl.** ..... **D11/37**

(58) **Field of Classification Search** ..... D11/26-39,  
D11/3-9; 63/15, 15.1-15.4, 15.45, 14.4,  
63/15.65, 15.7; D5/16, 32, 37, 43, 55, 56,  
D5/58, 62

See application file for complete search history.

\* cited by examiner

*Primary Examiner*—Cathron C Brooks

*Assistant Examiner*—Melanie Levy

(74) *Attorney, Agent, or Firm*—Cermak Nakajima LLP;

Tomoko Nakajima

(56) **References Cited**

U.S. PATENT DOCUMENTS

1,063,939 A \* 6/1913 Behrens et al. .... 428/184  
D89,239 S \* 2/1933 Juestrich ..... D5/55  
D126,716 S \* 4/1941 Faller ..... D5/62  
D140,003 S \* 1/1945 Lieber ..... D11/37  
D141,652 S \* 6/1945 Ray-Dupuis ..... D11/4  
D241,765 S \* 10/1976 Newcomb ..... D11/29  
D317,274 S \* 6/1991 Redina ..... D11/4  
D321,597 S \* 11/1991 Cerny ..... D5/55  
D342,916 S \* 1/1994 Giralt ..... D11/30  
D398,255 S \* 9/1998 Chang ..... D11/26  
D401,422 S \* 11/1998 Minkin ..... D5/62  
D485,685 S \* 1/2004 Zupkofska et al. .... D5/62  
D509,161 S \* 9/2005 Kellogg ..... D11/4  
D521,251 S \* 5/2006 Enderby ..... D5/57  
D579,213 S \* 10/2008 Aipa ..... D5/53  
D581,678 S \* 12/2008 Yeh ..... D5/56

(57) **CLAIM**

The ornamental design for a ring with surface ornamentation, as shown and described.

**DESCRIPTION**

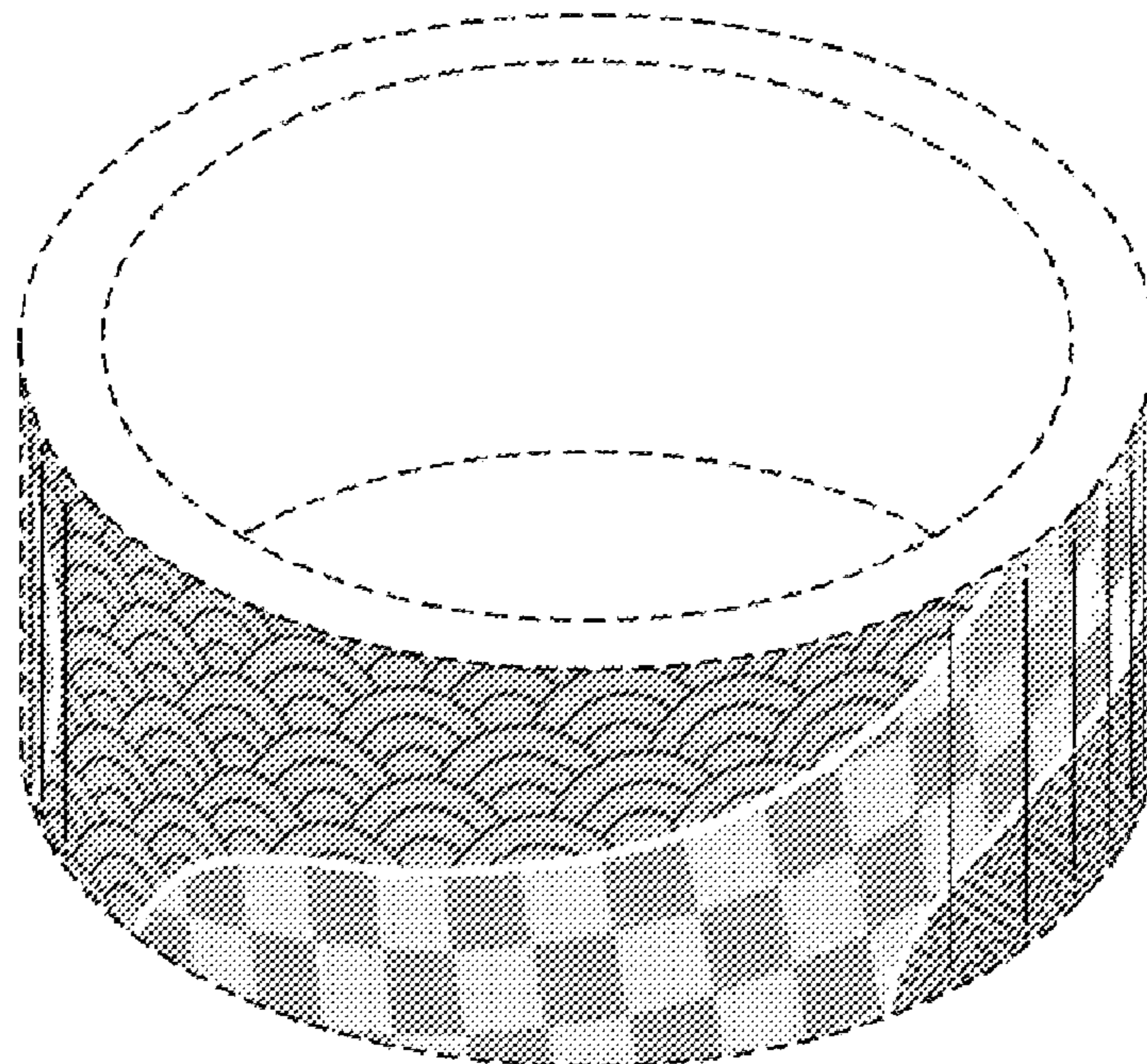
FIG. 1 is a perspective view of a ring with surface ornamentation showing my new design; and

FIG. 2 is a plan view thereof in flattened form; and,

FIG. 3 is a top plan view thereof, a bottom plan view thereof being a mirror image.

The broken lines shown in drawings are for illustrative purposes only and form no part of the claimed design.

**1 Claim, 1 Drawing Sheet**



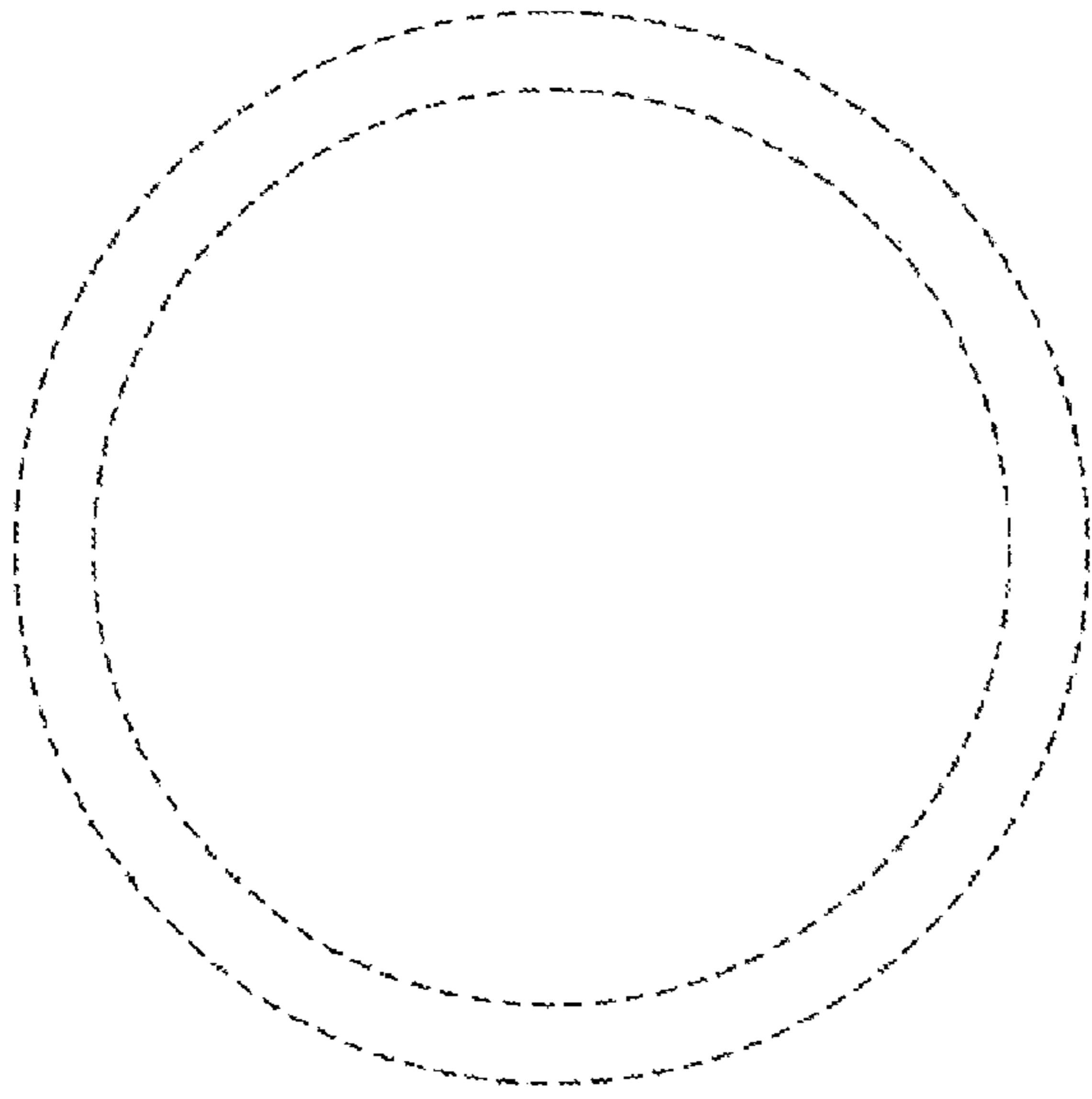


FIG. 3

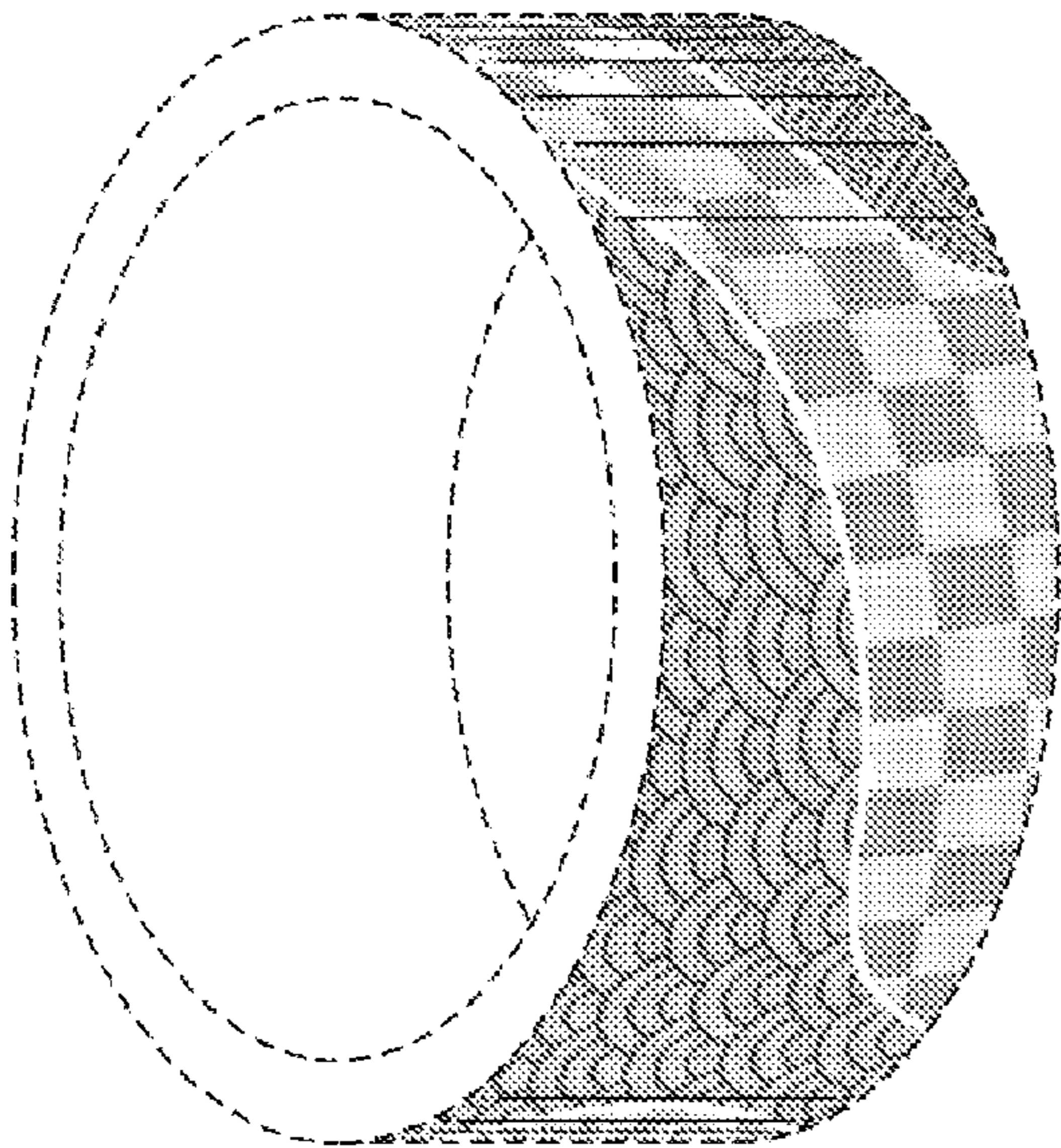


FIG. 1




FIG. 2