



US00D618576S

(12) **United States Design Patent**
Duport et al.

(10) **Patent No.:** **US D618,576 S**
(45) **Date of Patent:** **** Jun. 29, 2010**

(54) **WATCH DIAL**

(75) Inventors: **Fabrice Duport**, Peseux (CH);
Fernando Soares, Le Landeron (CH)

(73) Assignee: **Tiffany Watch Co. Ltd.**, Biel/Bienne
(CH)

(**) Term: **14 Years**

(21) Appl. No.: **29/343,733**

(22) Filed: **Sep. 18, 2009**

(30) **Foreign Application Priority Data**

Mar. 18, 2009 (WO) DM/071 484

(51) **LOC (9) Cl.** **10-07**

(52) **U.S. Cl.** **D10/126**

(58) **Field of Classification Search** D10/122–126,
D10/30–39; 368/28, 80, 223, 228, 232
See application file for complete search history.

(56) **References Cited**

U.S. PATENT DOCUMENTS

802,910	A *	10/1905	Burmeister	368/80
1,467,926	A *	9/1923	Deering	368/228
D78,044	S *	3/1929	Streng	D10/126
D250,694	S *	1/1979	Perrin	D10/39
D297,125	S *	8/1988	Grinberg	D10/39
D308,945	S *	7/1990	Bonnet	D10/32
D309,870	S *	8/1990	Grinberg	D10/126
D326,821	S *	6/1992	Wuest	D10/32
D326,822	S *	6/1992	Wuest	D10/32
D365,772	S *	1/1996	Wunderman	D10/32

D368,664	S *	4/1996	Schick et al.	D10/39
D371,079	S *	6/1996	Mijatovic	D10/39
D443,833	S *	6/2001	Lepeu et al.	D10/32
D502,120	S *	2/2005	Nataf	D10/126
D502,411	S *	3/2005	Sabarthes et al.	D10/39
D502,879	S *	3/2005	Bernheim	D10/32
D502,880	S *	3/2005	Bernheim	D10/32
D517,432	S *	3/2006	Laucella	D10/39
D547,211	S *	7/2007	Dias	D10/39
D552,490	S *	10/2007	Laucella	D10/31
D554,535	S *	11/2007	Journe	D10/31
D555,516	S *	11/2007	Sugiura	D10/31
D570,713	S *	6/2008	Gruosi-Scheufele	D10/39
D572,620	S *	7/2008	Schoepfer	D10/125
D593,880	S *	6/2009	Laucella	D10/39

* cited by examiner

Primary Examiner—Lucy Lieberman

(74) *Attorney, Agent, or Firm*—Collen IP; Donald J. Ranft

(57) **CLAIM**

The ornamental design for a watch dial, as shown and described.

DESCRIPTION

FIG. 1 is a front view of our new, original and ornamental design for a watch dial;

FIG. 2 is a rear view thereof; and,

FIG. 3 is a side view thereof.

The small circle that is shown in a broken line in the center of FIG. 1 and the area within the unclaimed circle do not form part of the claimed design. The claimed portion of the front of the watch dial is a flat and solid surface.

1 Claim, 1 Drawing Sheet

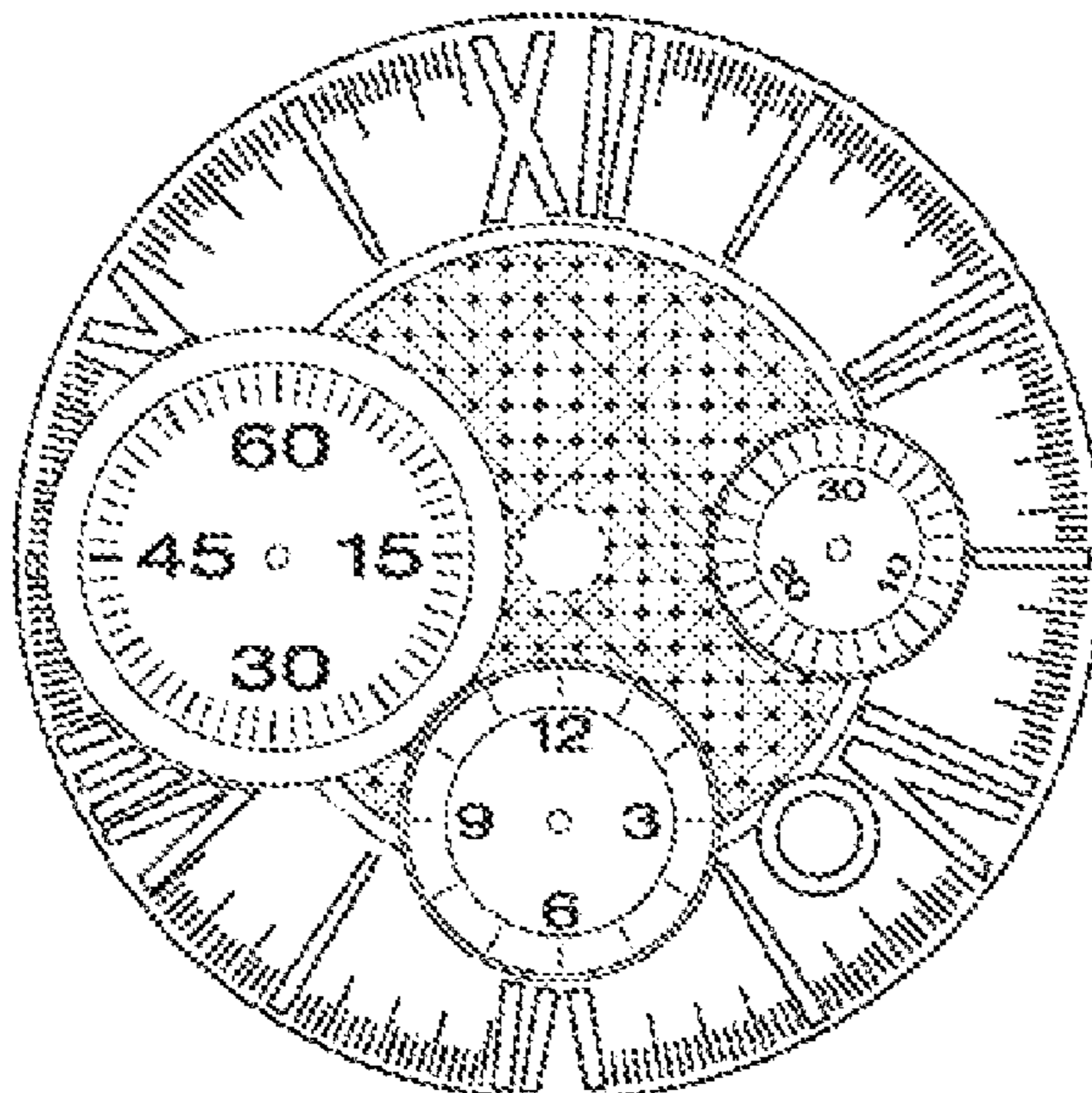


Fig. 1

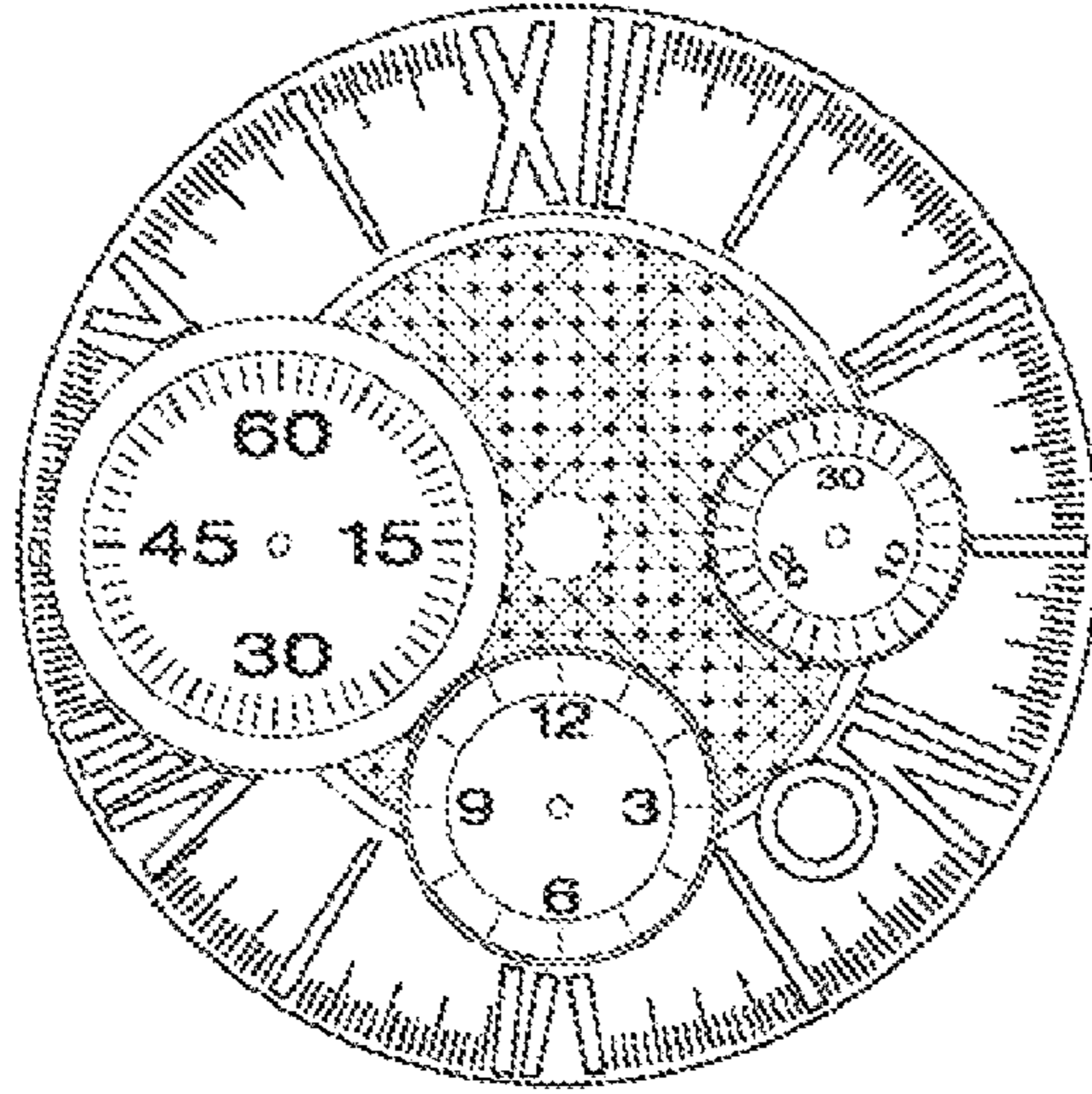


Fig. 2

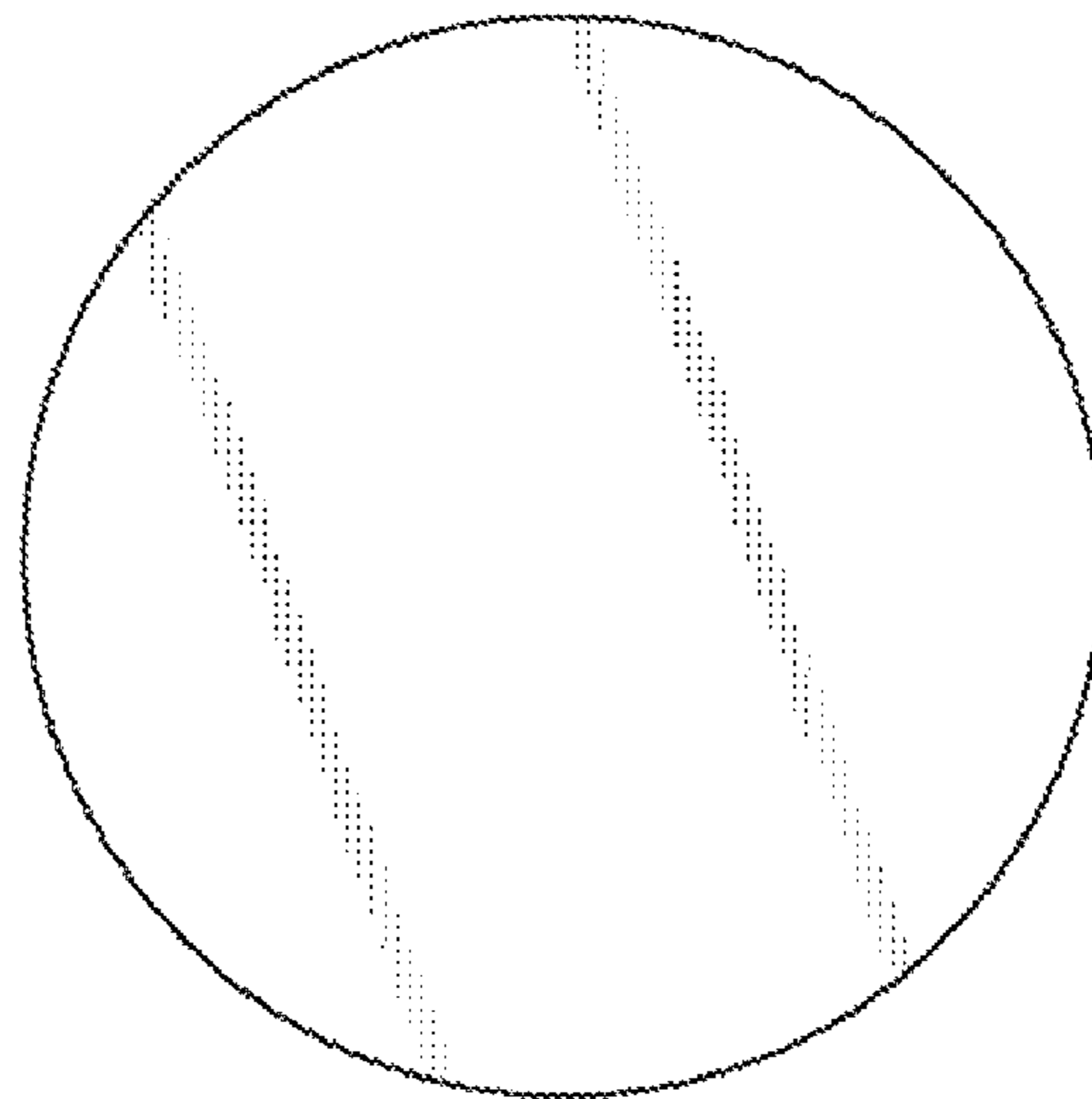


Fig. 3

