



US00D618568S

(12) **United States Design Patent**
Anderson

(10) **Patent No.:** **US D618,568 S**

(45) **Date of Patent:** **** Jun. 29, 2010**

(54) **HEAT DETECTOR**

(76) Inventor: **Mark L. Anderson**, 303 S. McKay Ave.,
Spring Valley, WI (US) 54767

(**) Term: **14 Years**

(21) Appl. No.: **29/337,992**

(22) Filed: **Jun. 3, 2009**

(51) **LOC (9) Cl.** **10-04**

(52) **U.S. Cl.** **D10/57**

(58) **Field of Classification Search** D10/57;
116/206, 216; 374/110, 141, 142, 161-163,
374/E13.002, E1.018, E11.018, E11.022;
340/870.17; 128/903; 600/549

See application file for complete search history.

(56) **References Cited**

U.S. PATENT DOCUMENTS

D253,492 S *	11/1979	Augurt	D10/57
D281,147 S *	10/1985	Khemka	D10/57
D286,622 S *	11/1986	de Oliveira	D10/57
6,847,913 B2 *	1/2005	Wigley et al.	600/549
D567,120 S *	4/2008	Merchant	D10/57
2004/0158156 A1 *	8/2004	Schneemeyer et al.	600/549

* cited by examiner

Primary Examiner—Antoine D Davis

(74) *Attorney, Agent, or Firm*—Skinner and Associates

(57) **CLAIM**

The ornamental design for a heat detector, as shown and described.

DESCRIPTION

FIG. 1 is a top view of a heat detector showing an embodiment of the design of this invention.

FIG. 2 is a side view thereof, the opposite side being a symmetrical.

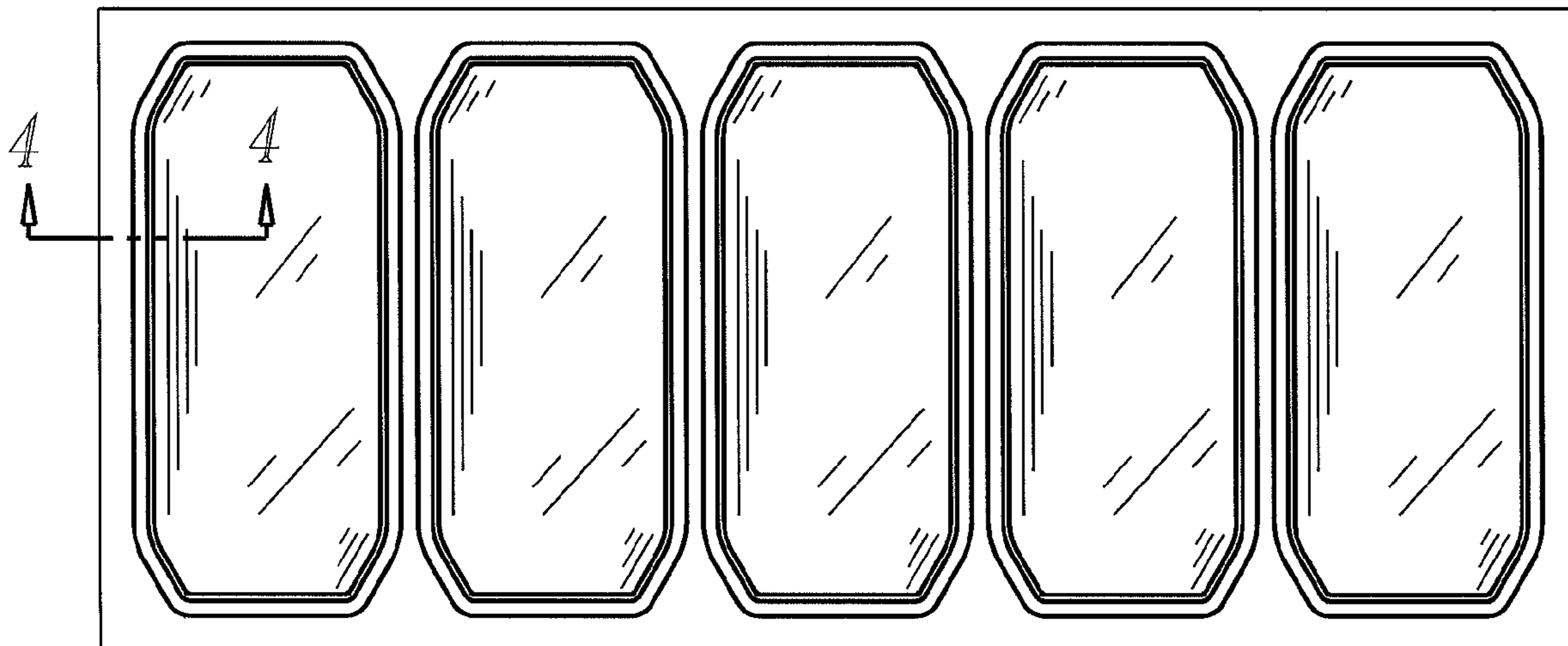
FIG. 3 is an end view thereof, the opposite end being symmetrical.

FIG. 4 is a detailed side view of a heat detector taken along line 4—4 of FIG. 1; and,

FIG. 5 is a back view thereof.

The heat detector is a patch that has a self adhesive that is applied to an animal such as a cow, and a scratch off side that is exposed to be rubbed by a mating animal. In one embodiment, a release liner covers the adhesive side. In one embodiment, plural detectors are disposed on a release sheet.

1 Claim, 2 Drawing Sheets



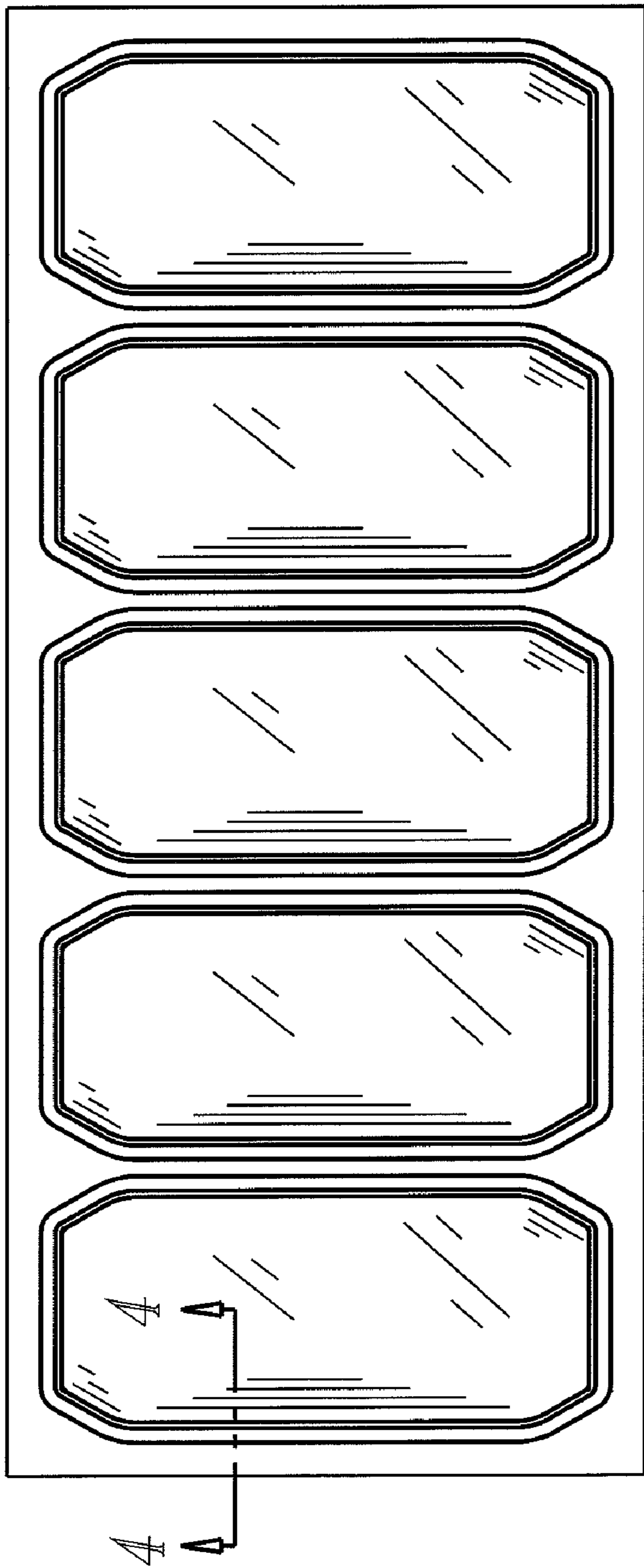


FIG. 1

FIG. 3

FIG. 2




FIG. 5

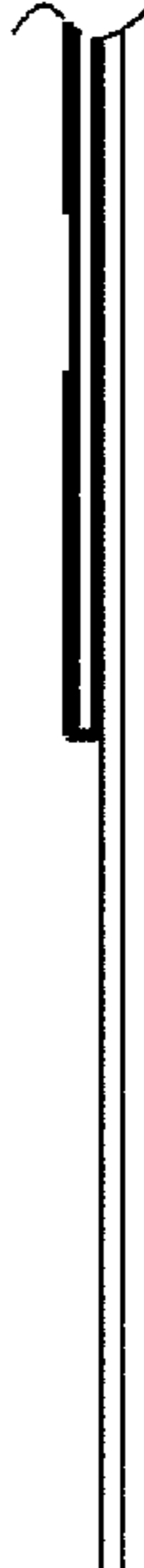


FIG. 4