



US00D618566S

(12) **United States Design Patent**
Haynal

(10) **Patent No.:** **US D618,566 S**
(45) **Date of Patent:** **** Jun. 29, 2010**

(54) **MEASURING SPOON**

(75) Inventor: **Valerie Haynal**, London (GB)

(73) Assignee: **DKB Household UK Limited**,
Farnborough, Hampshire (GB)

(**) Term: **14 Years**

(21) Appl. No.: **29/339,371**

(22) Filed: **Jun. 29, 2009**

(30) **Foreign Application Priority Data**

Dec. 29, 2008 (EM) 001065528-0002

(51) **LOC (9) Cl.** **10-04**

(52) **U.S. Cl.** **D10/46.2**

(58) **Field of Classification Search** D7/691,
D7/643, 644, 653-664; D10/46.2, 46.3;
73/426-429; 294/55; 30/324-328

See application file for complete search history.

(56) **References Cited**

U.S. PATENT DOCUMENTS

265,390 A * 10/1882 Coshey 73/427

D120,759 S * 5/1940 O'Bryon D10/46.3
2,259,504 A * 10/1941 Wilson et al. 73/426
4,425,711 A * 1/1984 Wood et al. 30/324
D488,394 S 4/2004 Overthun et al.
D494,877 S * 8/2004 Kempe et al. D10/46.3
D495,216 S 8/2004 Overthun et al.

* cited by examiner

Primary Examiner—Terry A Wallace

(74) *Attorney, Agent, or Firm*—Brinks Hofer Gilson & Lione

(57) **CLAIM**

I claim the ornamental design for a measuring spoon, as shown and described.

DESCRIPTION

FIG. 1 is a front view of a measuring spoon showing an exemplary embodiment of my new design;

FIG. 2 is a rear view of the measuring spoon of FIG. 1;

FIG. 3 is a top view of the measuring spoon of FIG. 1;

FIG. 4 is a bottom view of the measuring spoon of FIG. 1;

FIG. 5 is a side view of the measuring spoon of FIG. 1; and,

FIG. 6 is a side view of the measuring spoon of FIG. 1.

1 Claim, 6 Drawing Sheets





Figure 1

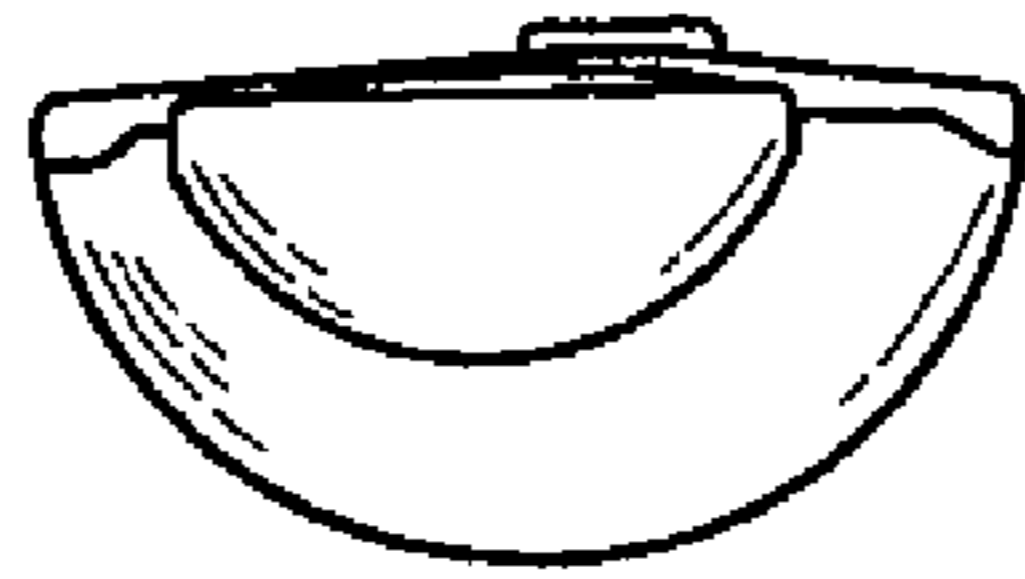


Figure 2

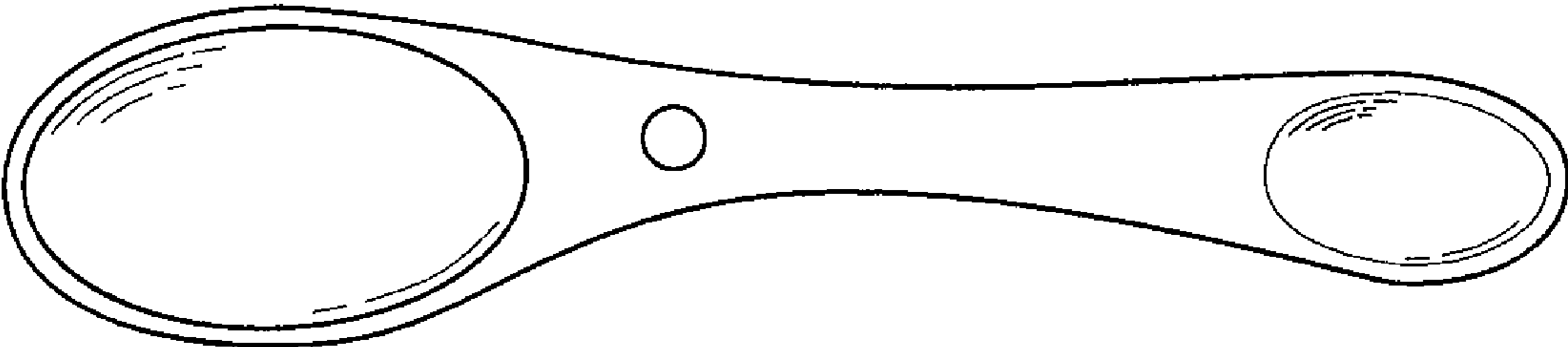


Figure 3

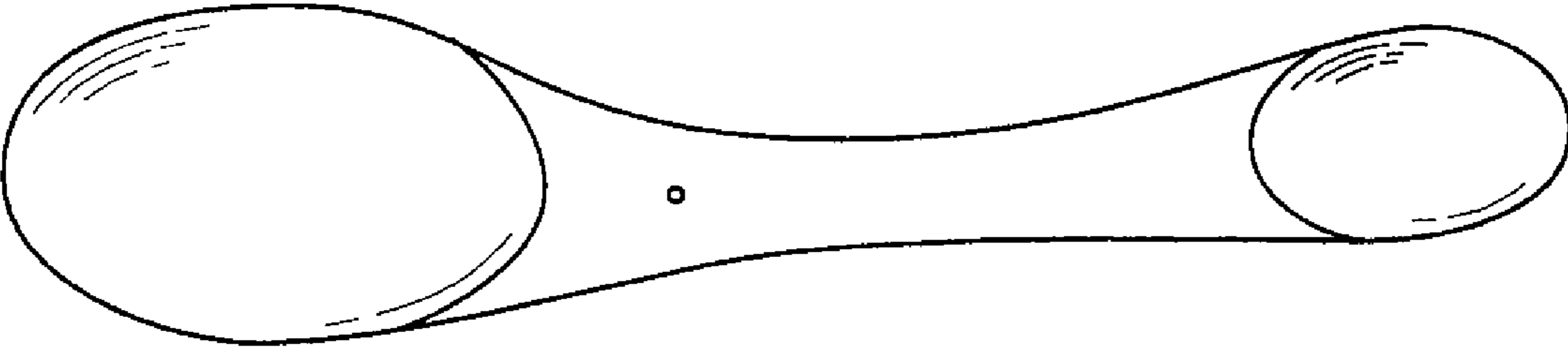


Figure 4




Figure 5

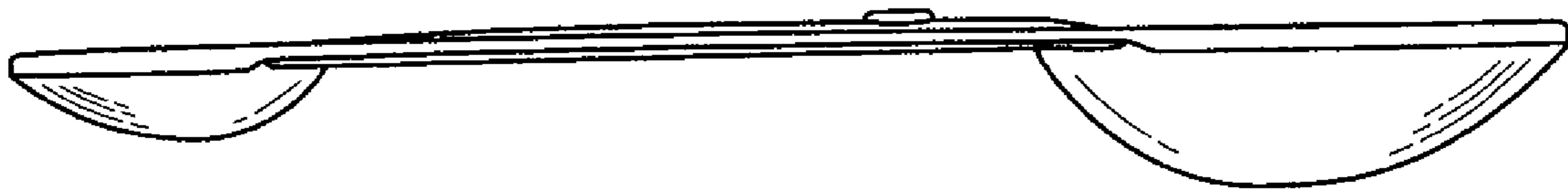


Figure 6