



US00D618552S

(12) **United States Design Patent**  
**Dabrowski**

(10) **Patent No.:** **US D618,552 S**  
(45) **Date of Patent:** **\*\* Jun. 29, 2010**

(54) **BOTTLE**

(75) Inventor: **Nicolas Dabrowski**, Vittel (FR)

(73) Assignee: **Societe des Produits Nestle S.A.**, Vevey (CH)

(\*\*) Term: **14 Years**

(21) Appl. No.: **29/319,310**

(22) Filed: **Jun. 6, 2008**

(30) **Foreign Application Priority Data**

Jan. 9, 2008 (CH) ..... 134642

(51) **LOC (9) Cl.** ..... **09-01**

(52) **U.S. Cl.** ..... **D9/538; D9/539; D9/552; D9/556; D9/571**

(58) **Field of Classification Search** ..... D9/682, D9/685, 690-692, 516, 537-540, 549, 552, D9/556-558, 565, 569-571, 772-776; 215/382-384; 220/660, 669, 675

See application file for complete search history.

(56) **References Cited**

**U.S. PATENT DOCUMENTS**

D69,957 S *	4/1926	Miller	.....	D9/552 X
D75,426 S *	6/1928	Jasper	.....	D9/556 X
D196,389 S *	9/1963	Mason et al.	.....	D9/538
D207,923 S *	6/1967	Koenigsberg	.....	D9/542
D417,156 S *	11/1999	Veyssiere	.....	D9/552
5,988,417 A *	11/1999	Cheng et al.	.....	215/383
D425,424 S *	5/2000	Cheng et al.	.....	D9/571 X
D465,727 S *	11/2002	Duranthon	.....	D9/620
D523,341 S *	6/2006	Livingston et al.	.....	D9/516
D542,142 S *	5/2007	Walton et al.	.....	D9/539

D556,592 S *	12/2007	Gage et al.	.....	D9/552
D558,581 S *	1/2008	Lockman et al.	.....	D9/557 X
D567,093 S *	4/2008	Chirico et al.	.....	D9/558 X
D571,213 S *	6/2008	Le Bras-Brown et al.	....	D9/516
D571,667 S *	6/2008	Bourne	.....	D9/539
D572,143 S *	7/2008	Laupie	.....	D9/538 X
D582,782 S *	12/2008	Toson	.....	D9/552
D584,627 S *	1/2009	Lepoitevin	.....	D9/538
D588,921 S *	3/2009	Williams	.....	D9/537
D592,965 S *	5/2009	Bradfield et al.	.....	D9/556 X
D601,903 S *	10/2009	Lepoitevin	.....	D9/552 X

\* cited by examiner

*Primary Examiner*—Carol Rademaker

(74) *Attorney, Agent, or Firm*—K&L Gates LLP

(57) **CLAIM**

The ornamental design for a bottle, as shown and described.

**DESCRIPTION**

FIG. 1 is a top, front, and right side perspective view;

FIG. 2 is a left side elevational view, the right side elevational view being a mirror image;

FIG. 3 is a front, left side corner elevational view thereof;

FIG. 4 is a front elevational view thereof, the rear elevational view being a mirror image;

FIG. 5 is a front, right side corner elevational view thereof; and,

FIG. 6 is a top plan view thereof.

The broken line showing of the pour spout and neck rings in the drawing views is included for the purpose of illustrating environmental structure and forms no part of the claimed design.

**1 Claim, 6 Drawing Sheets**

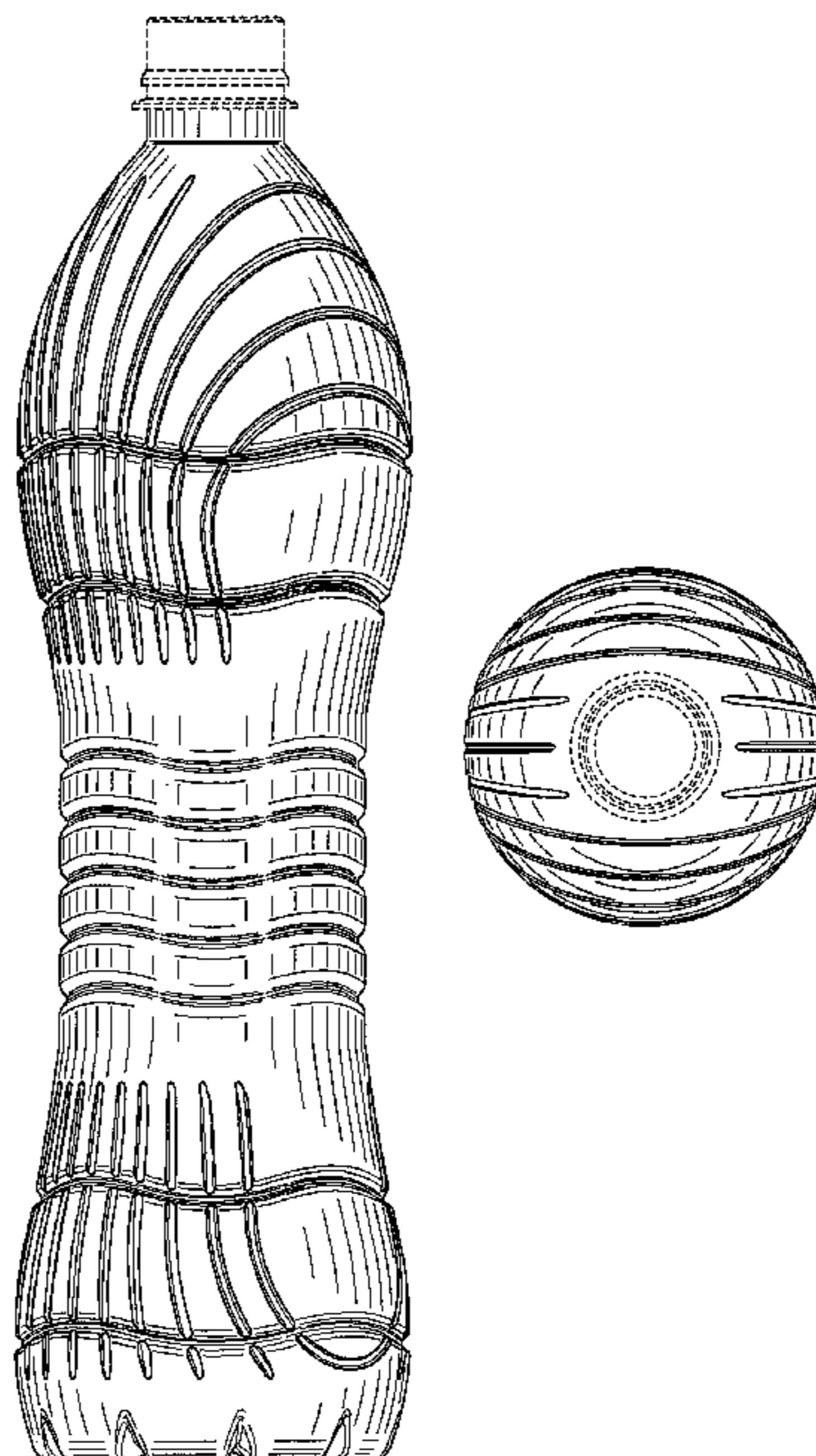


FIG. 1

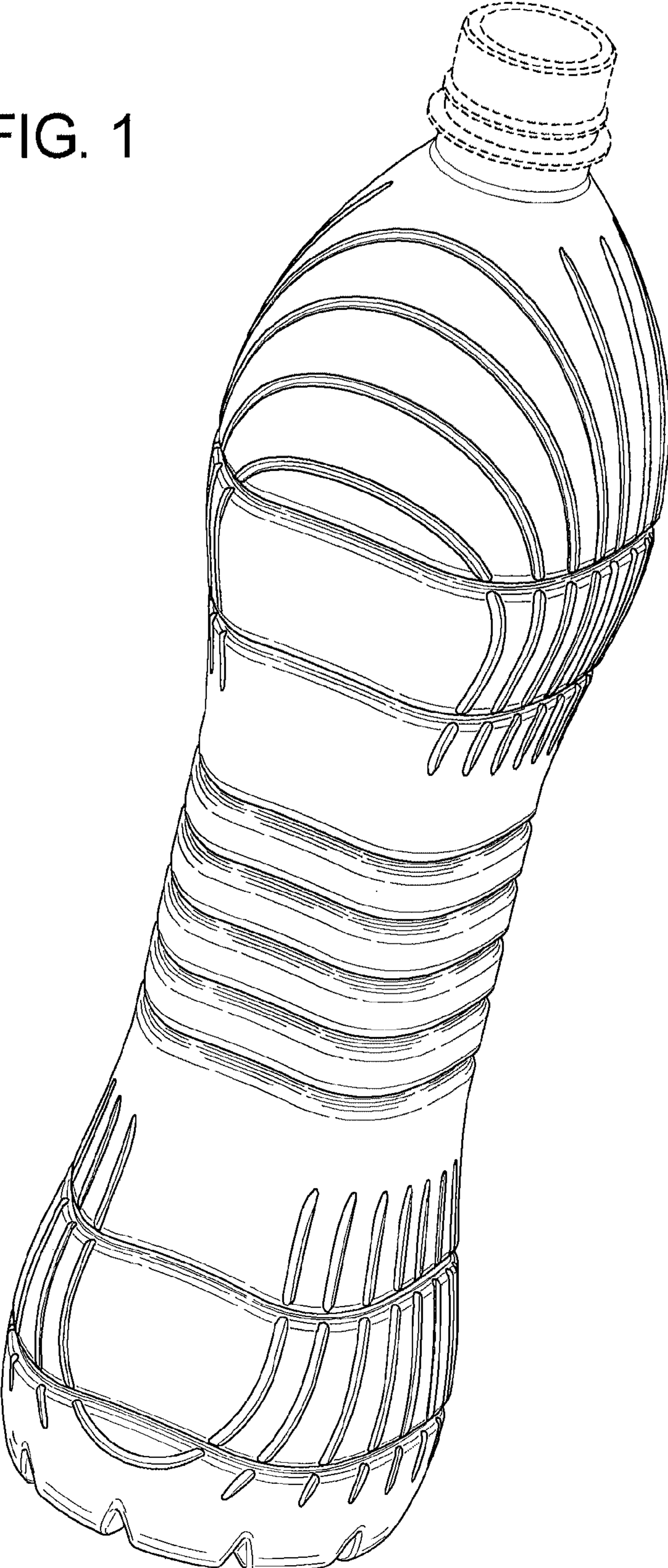




FIG. 2

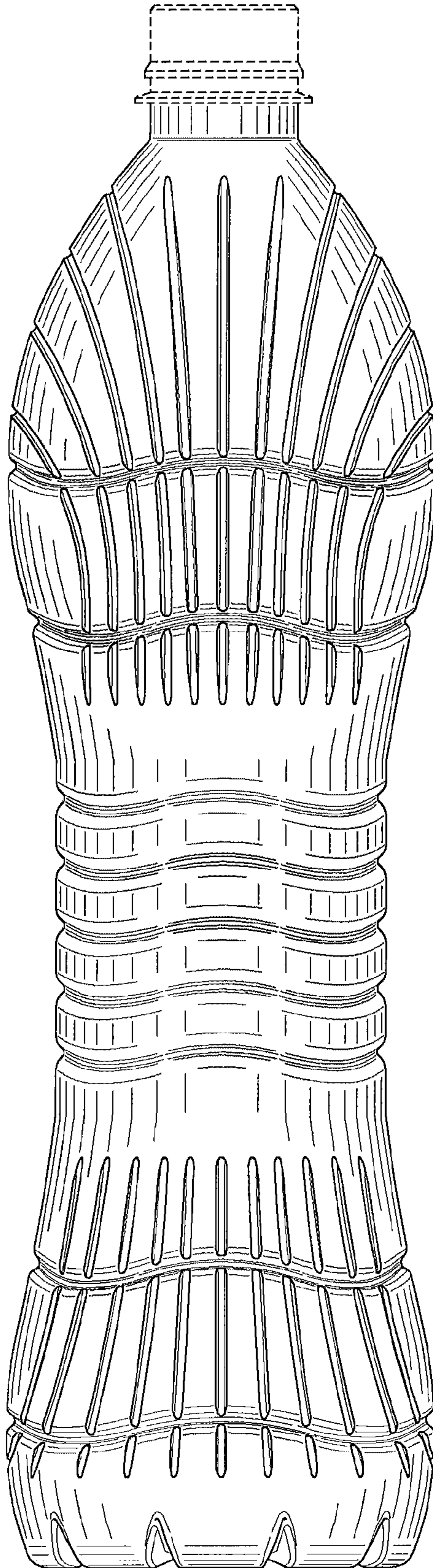


FIG. 3

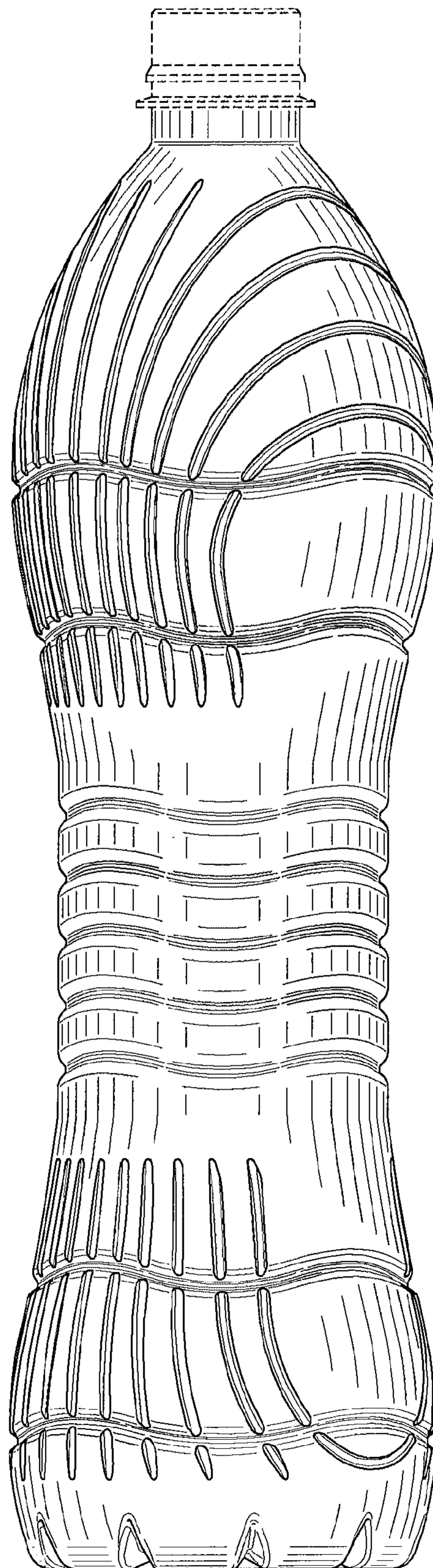


FIG. 4

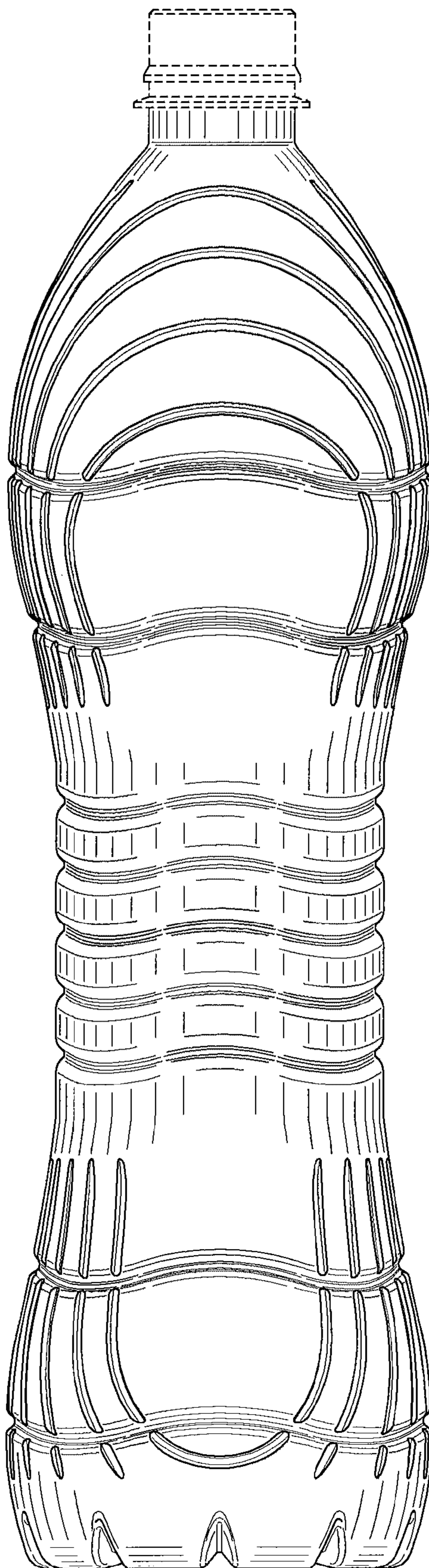
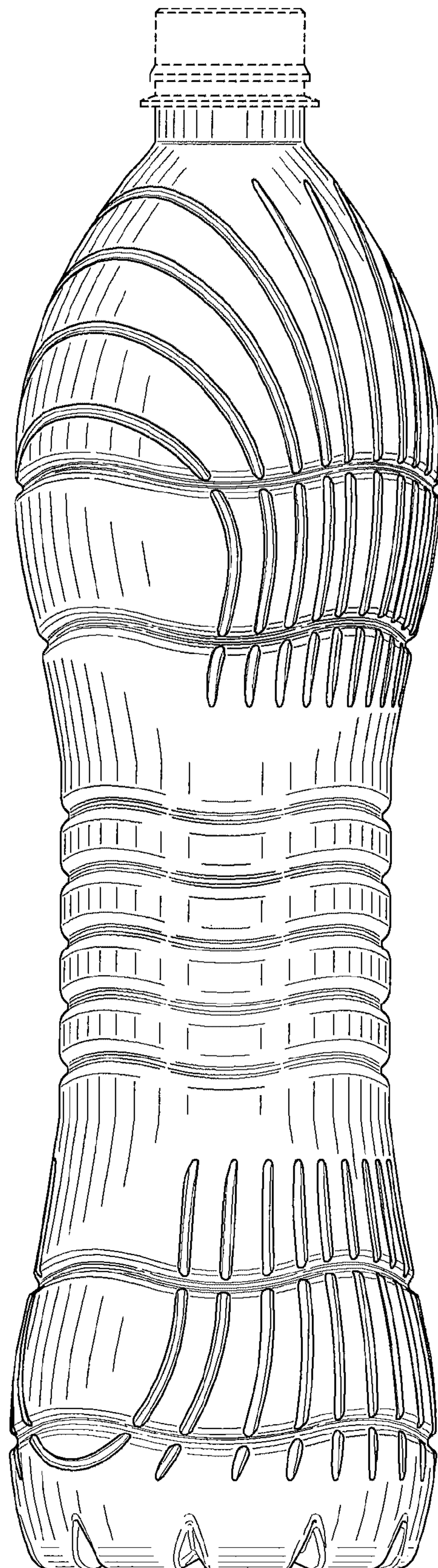




FIG. 5



# FIG. 6

