



US00D618543S

(12) **United States Design Patent**  
**Polaski et al.**

(10) **Patent No.:** **US D618,543 S**  
(45) **Date of Patent:** **\*\* Jun. 29, 2010**

(54) **GABLED BOX**

(75) Inventors: **Elizabeth Polaski**, Scottsdale, AZ (US);  
**Nancy Miiller**, Scottsdale, AZ (US);  
**Kelly Fitzwater**, Lakewood, CO (US)

(73) Assignee: **The Dial Corporation**, Scottsdale, AZ  
(US)

(\*\*) Term: **14 Years**

(21) Appl. No.: **29/340,198**

(22) Filed: **Jul. 15, 2009**

(51) **LOC (9) Cl.** ..... **09-03**

(52) **U.S. Cl.** ..... **D9/418; D9/431**

(58) **Field of Classification Search** ..... D9/414–418,  
D9/423–431; 229/100, 103, 107, 115, 116.4,  
229/125.19, 138; D3/271.6, 272–273, 276,  
D3/297; 220/4.21–4.23, 266, 526, 574, 780,  
220/DIG. 12; 206/216, 351, 469, 525, 562,  
206/731, 733–734, 775–778, 781–782, 784,  
206/822, 830; 221/191

See application file for complete search history.

(56) **References Cited**

**U.S. PATENT DOCUMENTS**

D39,142	S	*	2/1908	Marouse	.....	D9/414
1,899,241	A	*	2/1933	Marr	.....	446/79
4,592,163	A	*	6/1986	Wilson	.....	43/122
5,083,700	A	*	1/1992	Mello et al.	.....	229/115
5,396,985	A	*	3/1995	Seki	.....	206/459.5
D371,965	S	*	7/1996	Kinni	.....	D9/432
D385,187	S	*	10/1997	Loft	.....	D9/433
D406,529	S	*	3/1999	Grossman et al.	.....	D9/418
D420,582	S	*	2/2000	Zellner et al.	.....	D9/418
D424,931	S	*	5/2000	Teasdale et al.	.....	D9/418

D425,413	S	*	5/2000	Heeley et al.	.....	D9/415
D425,788	S	*	5/2000	Teasdale et al.	.....	D9/418
6,110,512	A	*	8/2000	Teasdale et al.	.....	426/121
D438,464	S	*	3/2001	Newhouse et al.	.....	D9/417
D464,878	S	*	10/2002	Thompson	.....	D9/418
D488,062	S	*	4/2004	Shannon	.....	D9/418
D531,026	S	*	10/2006	McMorris	.....	D9/431
D554,991	S	*	11/2007	Donnelly	.....	D9/432
D566,391	S	*	4/2008	McGee	.....	D3/271.6
7,395,621	B2	*	7/2008	Carter	.....	40/124.08
D578,876	S	*	10/2008	Ambelang et al.	.....	D9/418

\* cited by examiner

*Primary Examiner*—Rosemary K Tarcza

*Assistant Examiner*—Susan E Krakower

(74) *Attorney, Agent, or Firm*—Paul A. Pappalardo

(57) **CLAIM**

The ornamental design for a gabled box, as shown and described.

**DESCRIPTION**

FIG. 1 is an upper perspective view of a gabled box embodying our new design;

FIG. 2 is a front side elevation view thereof;

FIG. 3 is a rear side elevation view thereof;

FIG. 4 is a right side elevation view thereof;

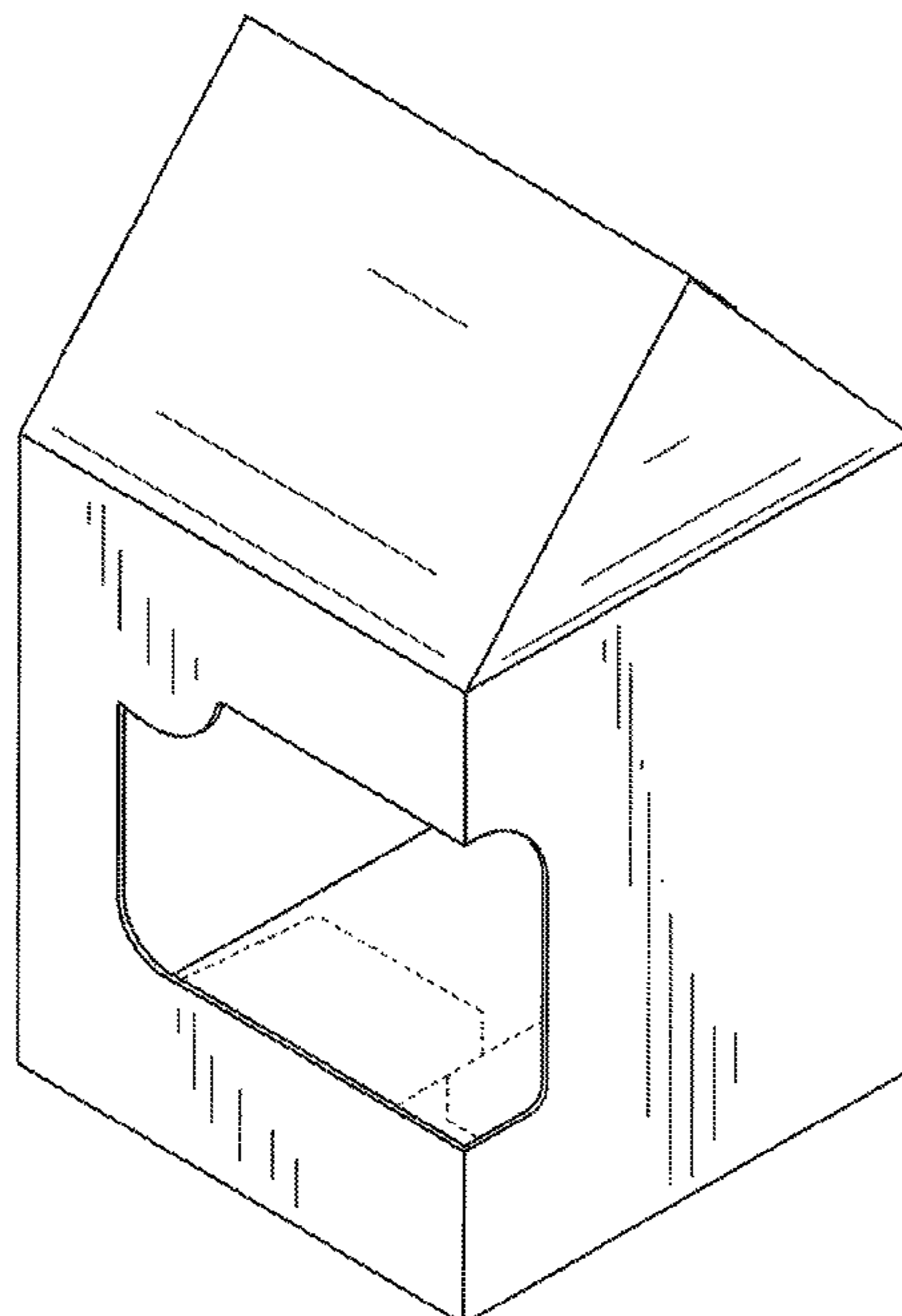
FIG. 5 is a left side elevation view thereof;

FIG. 6 is a top plan view thereof; and,

FIG. 7 is a bottom plan view thereof.

The broken lines shown in the drawing views are included for the purpose of showing environmental structure that forms no part of the claimed design.

**1 Claim, 4 Drawing Sheets**



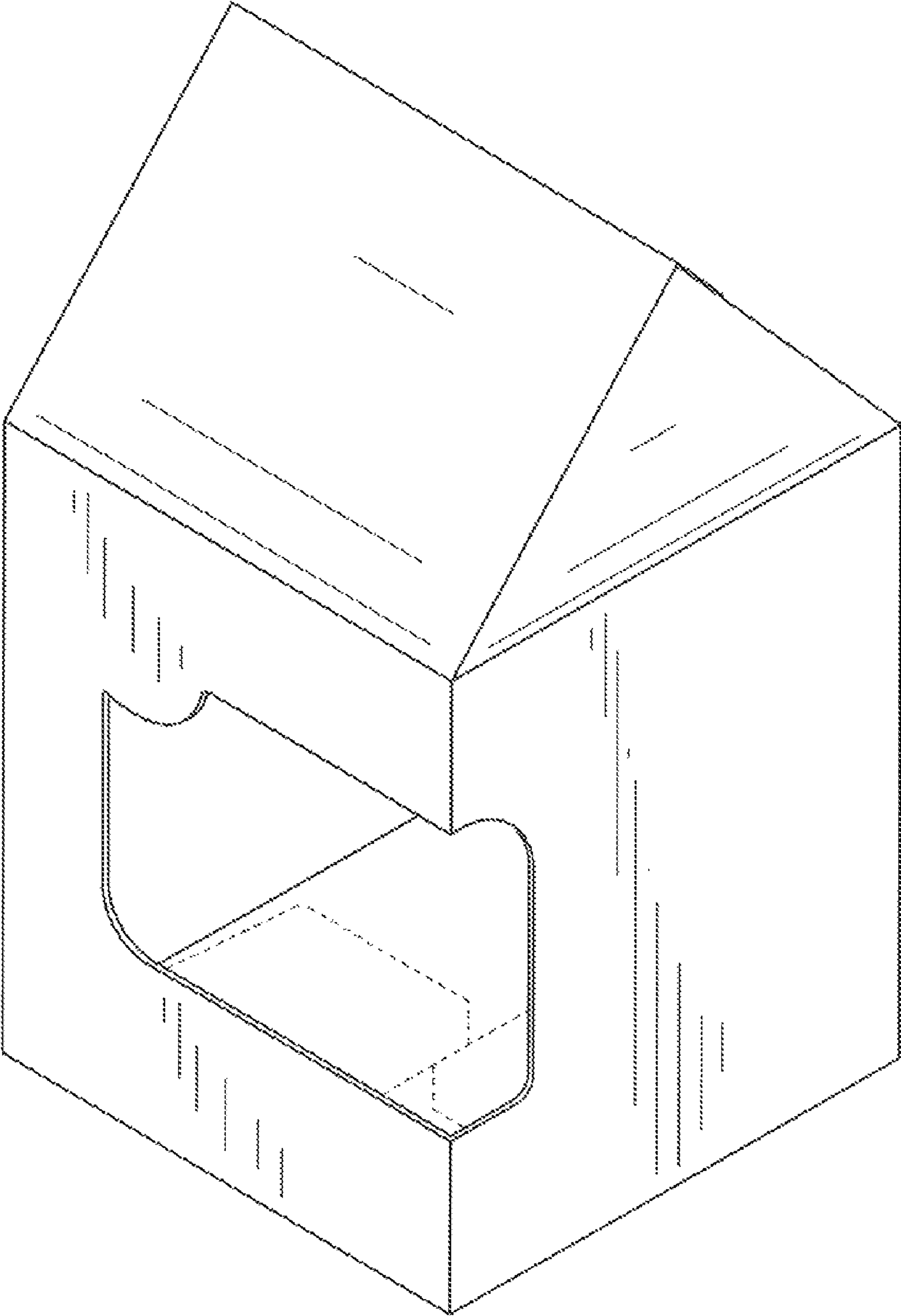


FIG. 1

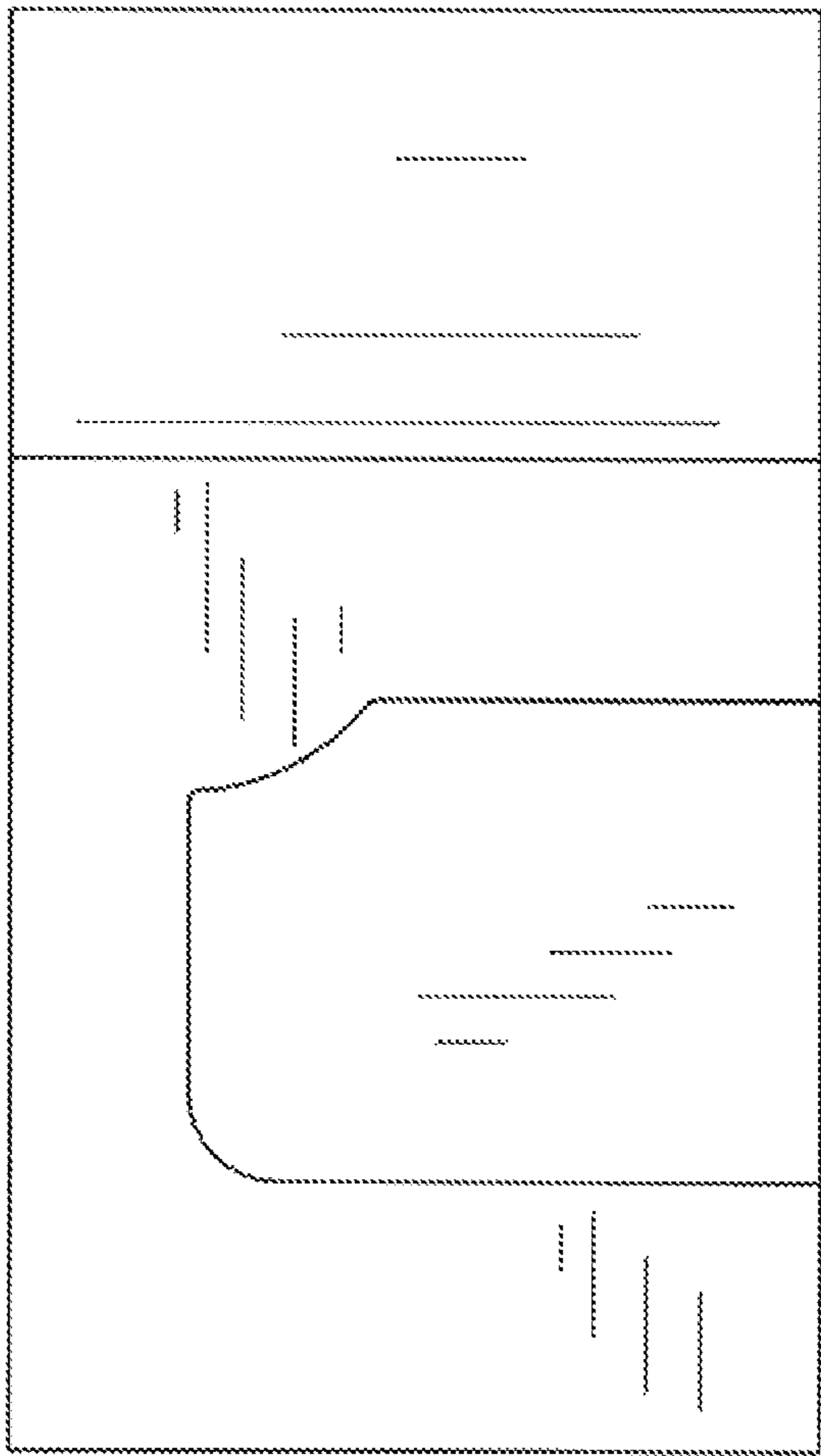


FIG. 2

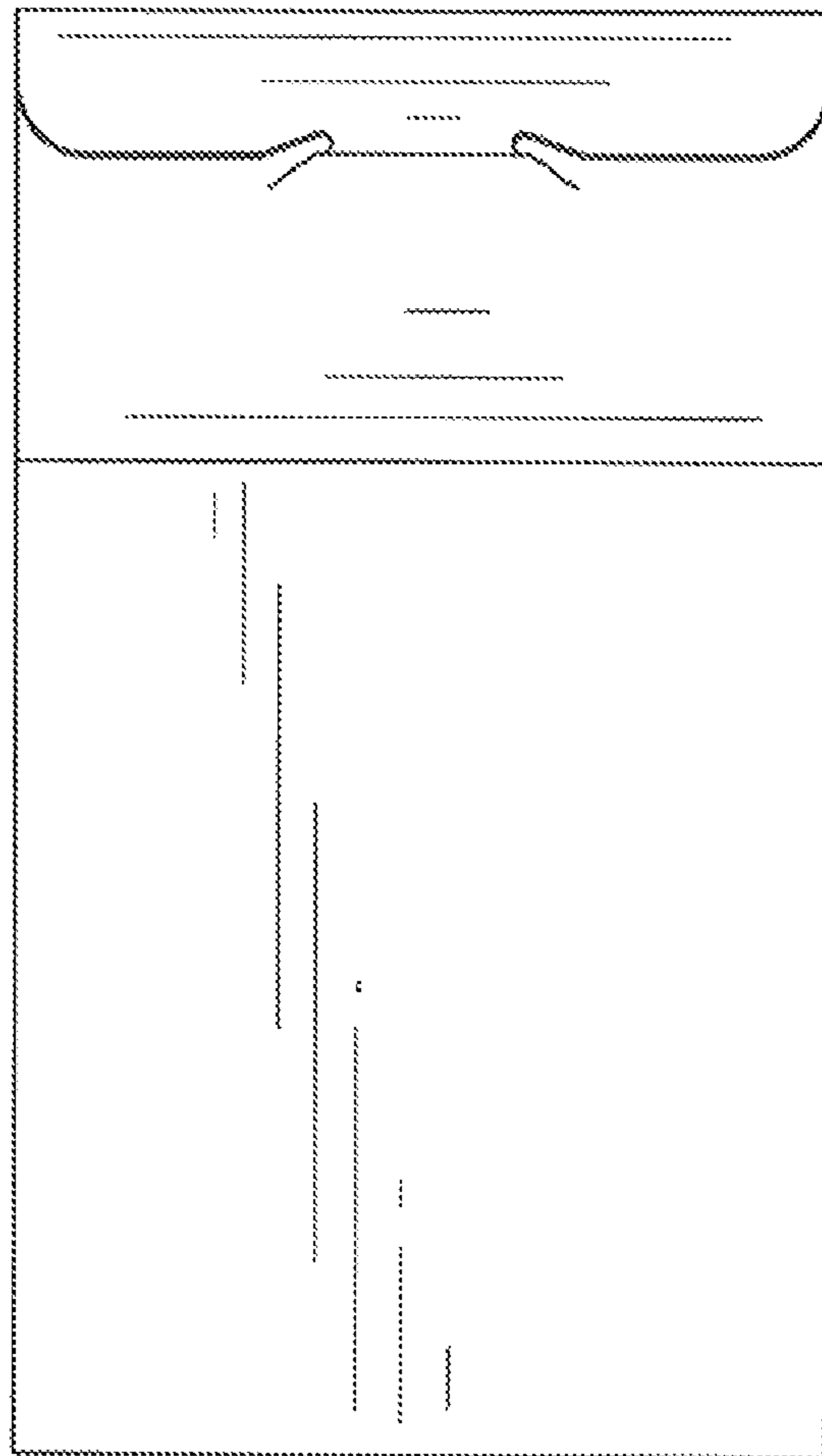


FIG. 3

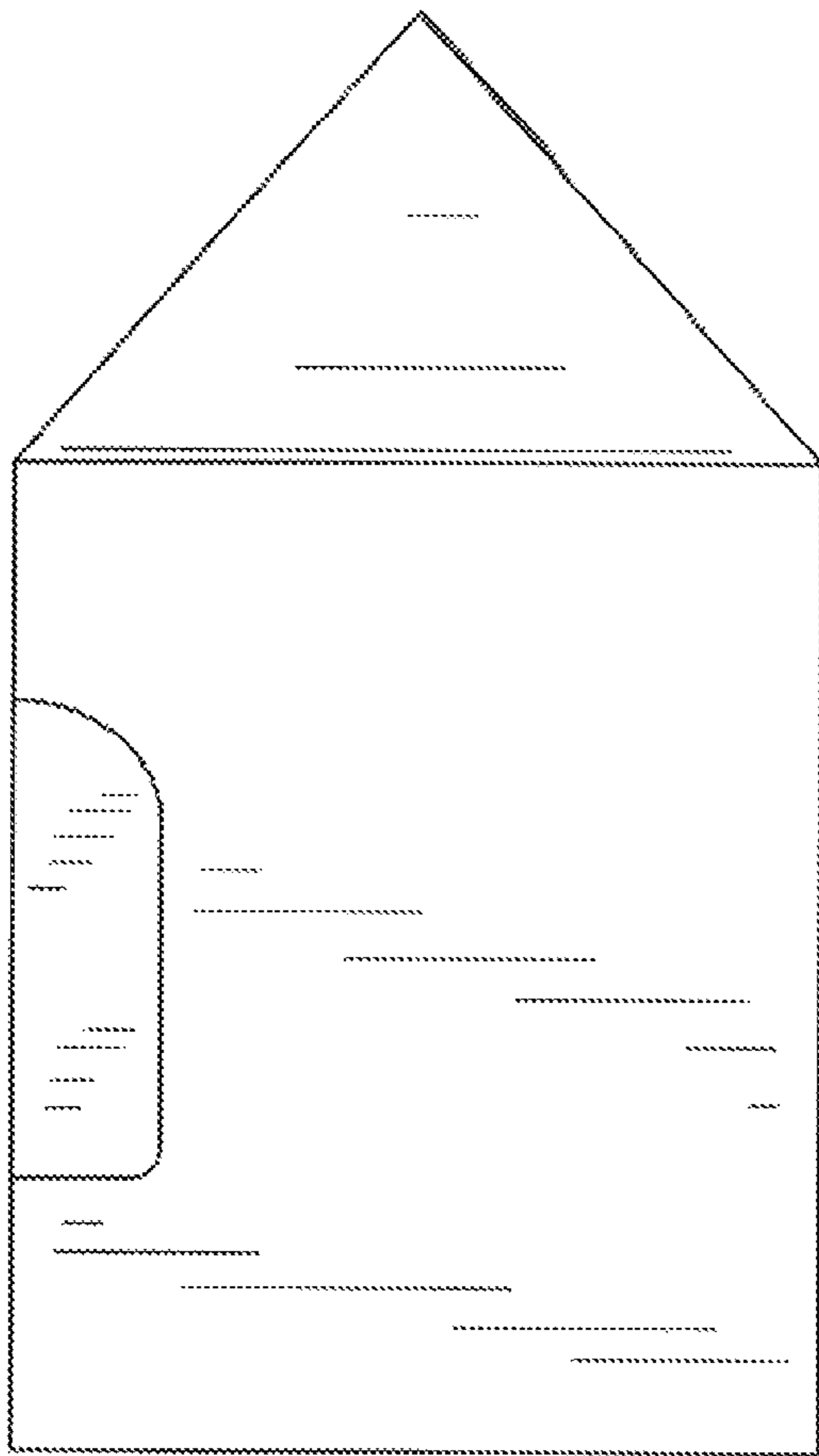


FIG. 4

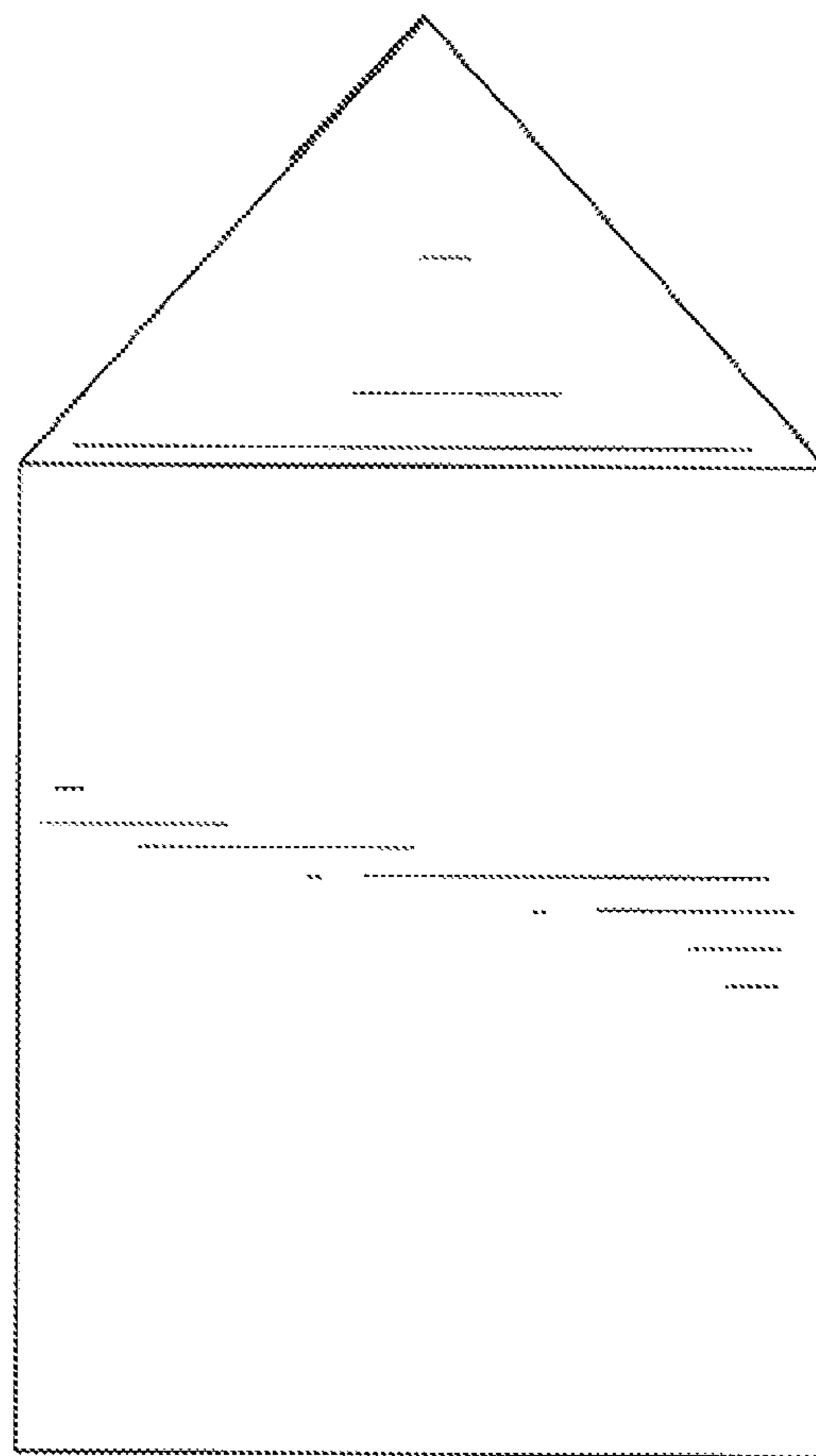


FIG. 5

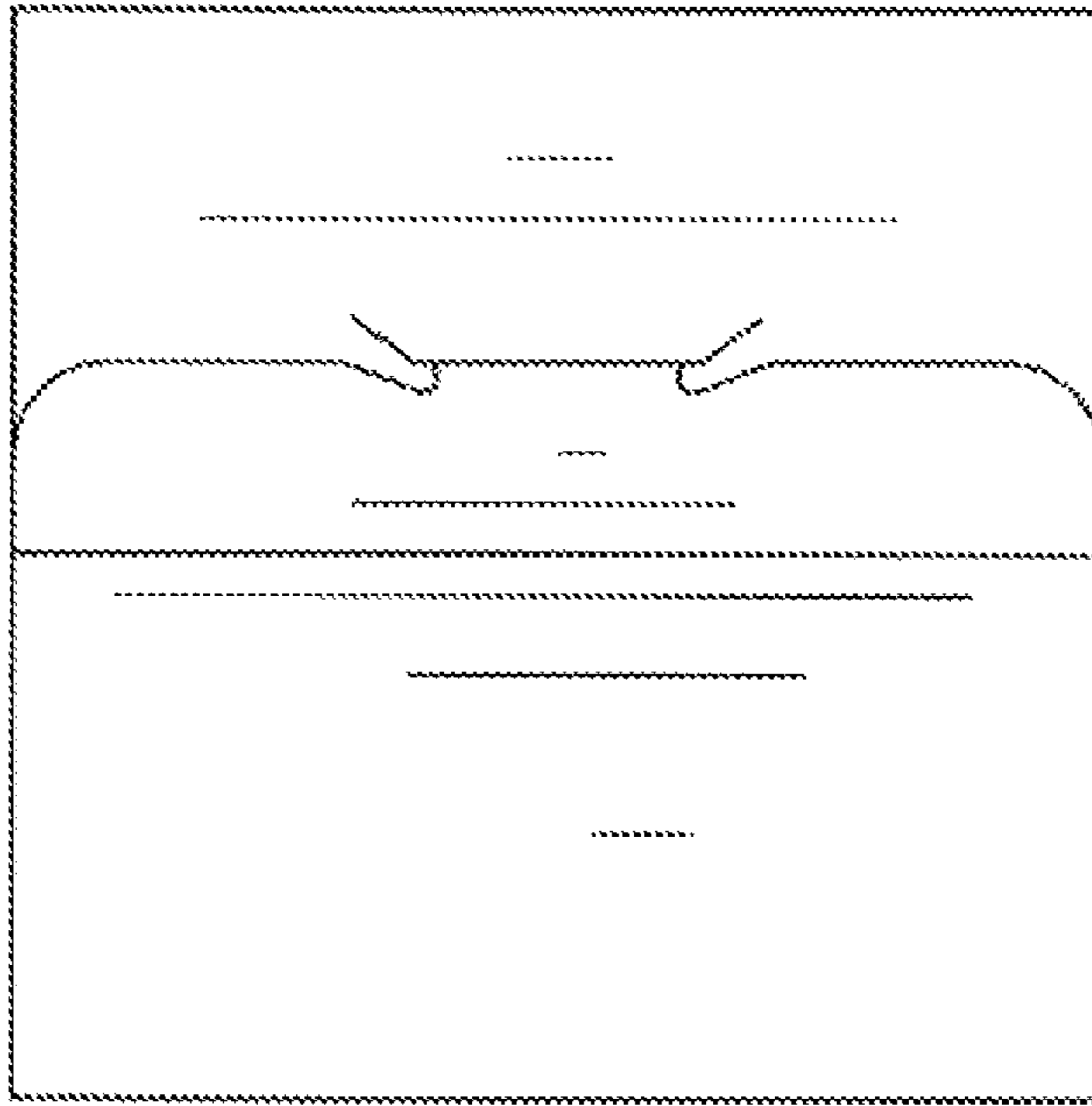


FIG. 6

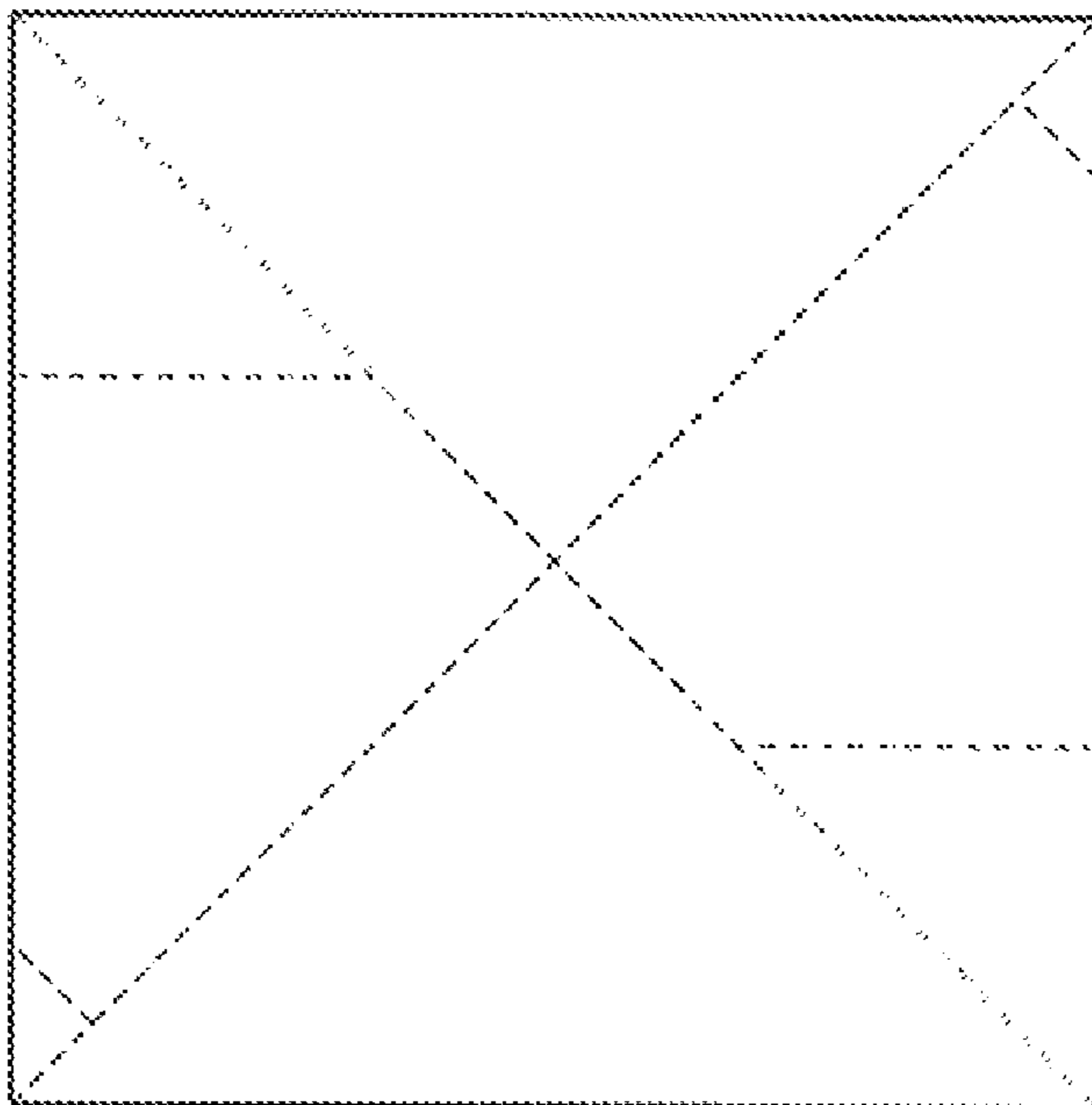


FIG. 7