



US00D618542S

(12) **United States Design Patent**  
**Bertken**

(10) **Patent No.:** **US D618,542 S**  
(45) **Date of Patent:** **\*\* Jun. 29, 2010**

(54) **GLOW STICK PACKAGING**

(75) Inventor: **Dennis Bertken**, Solana Beach, CA  
(US)

(73) Assignee: **Life+Gear, Inc.**, Solana Beach, CA (US)

(\*\*) Term: **14 Years**

(21) Appl. No.: **29/351,696**

(22) Filed: **Dec. 9, 2009**

(51) **LOC (9) Cl.** ..... **09-03**

(52) **U.S. Cl.** ..... **D9/415**

(58) **Field of Classification Search** ..... D9/715,  
D9/722, 414-434, 457, 499; D8/71, 349,  
D8/354, 373; 206/722, 724, 349, 375-379,  
206/68, 418, 477, 481, 486, 490, 461-471,  
206/806, 457; 211/60.1, 66, 70.1, 70.6  
See application file for complete search history.

(56) **References Cited**

**U.S. PATENT DOCUMENTS**

3,774,075	A *	11/1973	Medesha	.....	361/212
D286,859	S *	11/1986	Wu	.....	D9/434
4,706,804	A *	11/1987	Hall	.....	206/780
5,477,964	A *	12/1995	Hart	.....	206/349
5,484,056	A *	1/1996	Wood	.....	206/349
5,979,652	A *	11/1999	Rosler	.....	206/481
D429,461	S *	8/2000	Rowlay	.....	D9/415
6,202,842	B1 *	3/2001	Pirro et al.	.....	206/349
6,926,143	B1 *	8/2005	Chen	.....	206/378
D527,634	S *	9/2006	Liebers	.....	D9/457

D571,211	S *	6/2008	Rozanski	.....	D9/457
7,624,865	B2 *	12/2009	Pendergraph et al.	.....	206/379
2009/0038977	A1 *	2/2009	Tilton	.....	206/469

\* cited by examiner

*Primary Examiner*—Catherine Tuttle

(74) *Attorney, Agent, or Firm*—Mager Johnson & McCollom, P.C.

(57) **CLAIM**

The ornamental design for the glow stick packaging, as shown and described.

**DESCRIPTION**

FIG. 1 is a perspective view of the glow stick packaging according to the present design with a portion of the inserted light shown in phantom;

FIG. 2 is a perspective view of just the glow stick packaging of FIG. 1;

FIG. 3 is a rear elevation view of the design of FIG. 1;

FIG. 4 is a right side elevation view of the design of FIG. 1, the left side being a mirror image thereof;

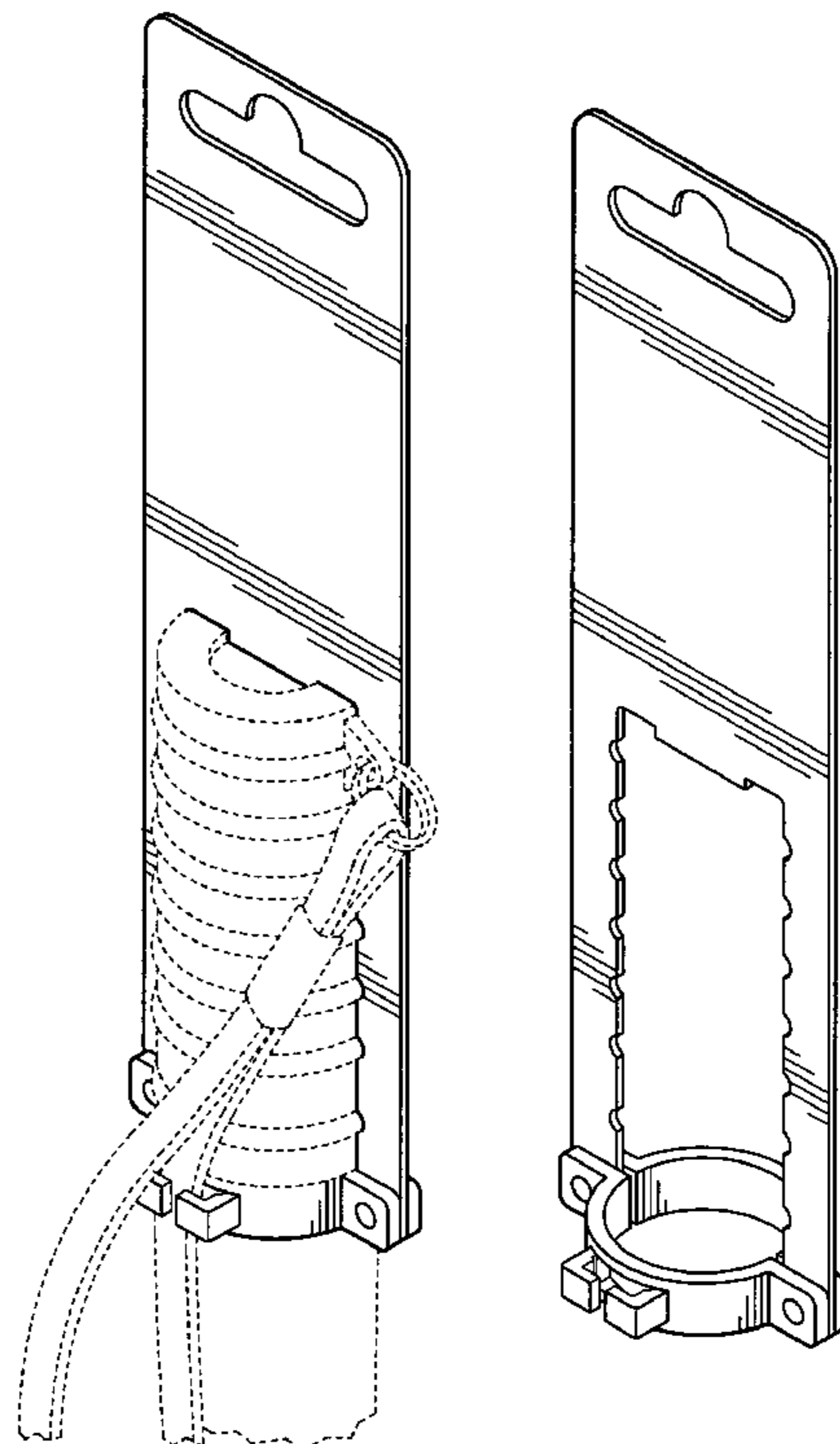
FIG. 5 is a front elevation view of the design of FIG. 1;

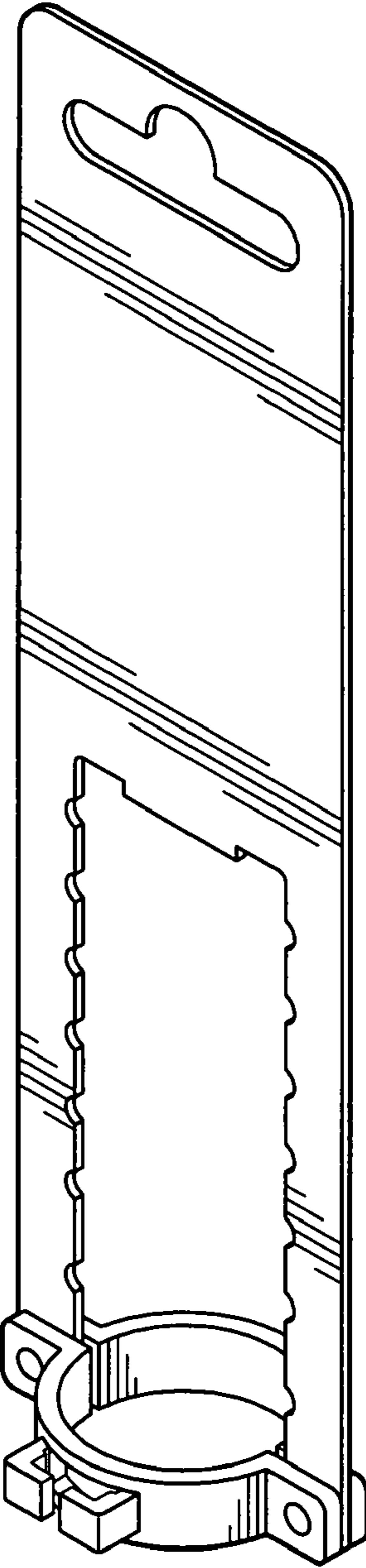
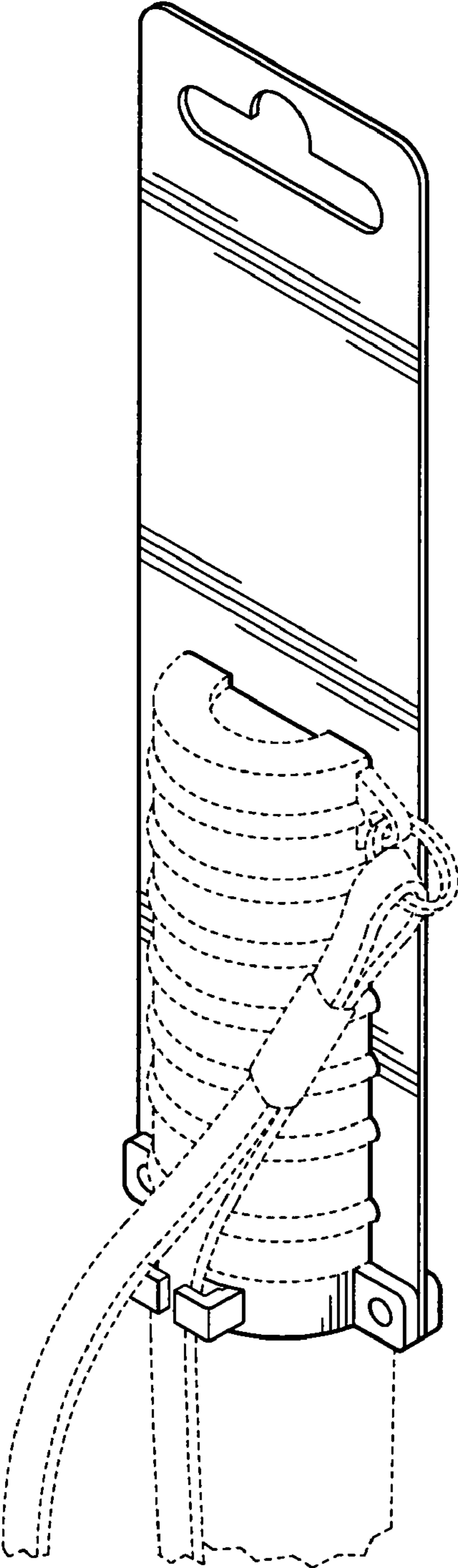
FIG. 6 is a bottom plan view of the design of FIG. 1; and,

FIG. 7 is a top plan view of the design of FIG. 1.

The broken lines are included for the purpose of illustrating an associated light stick that forms no part of the claimed design.

**1 Claim, 2 Drawing Sheets**








FIG. 3

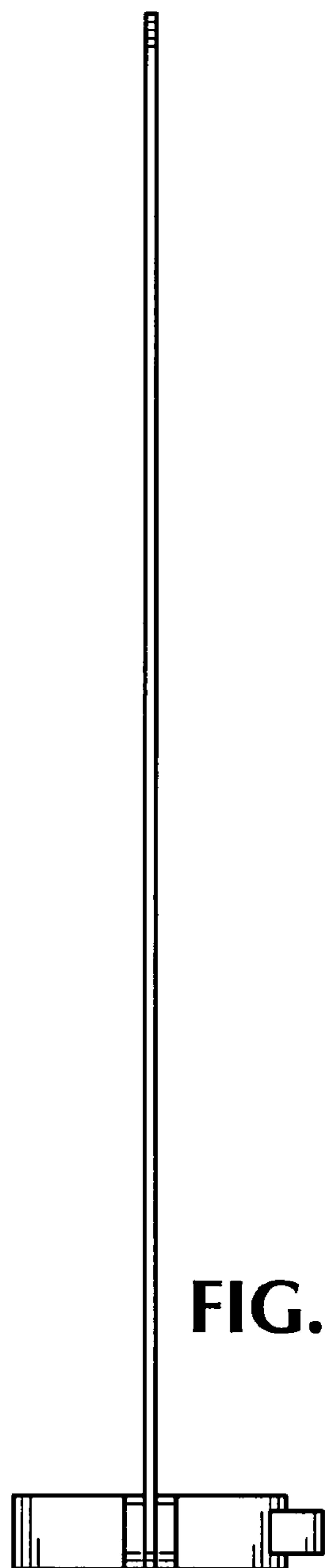


FIG. 4

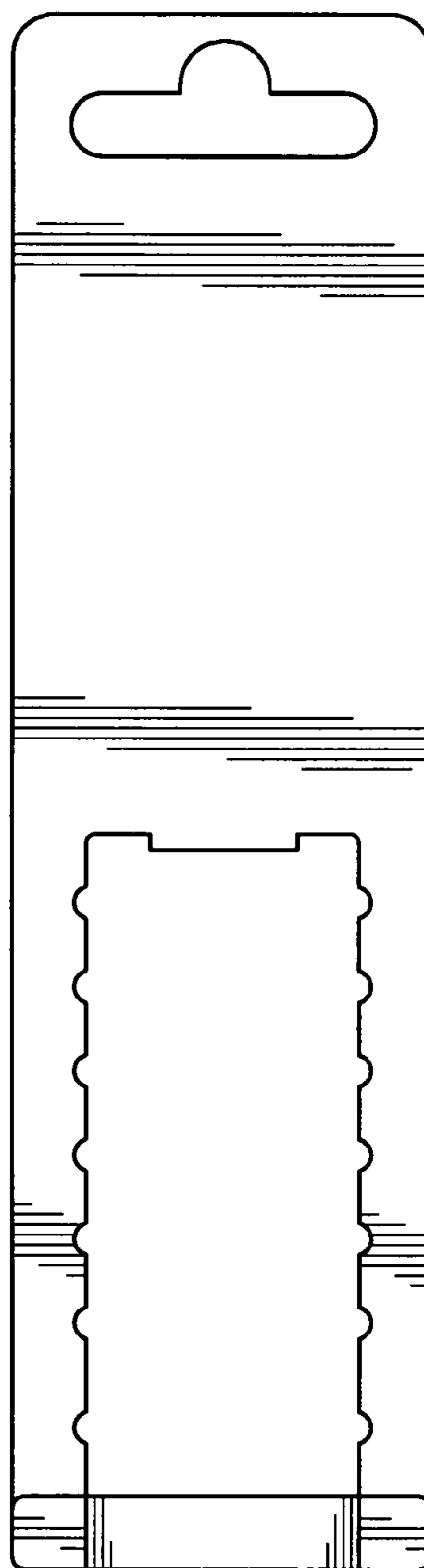


FIG. 5

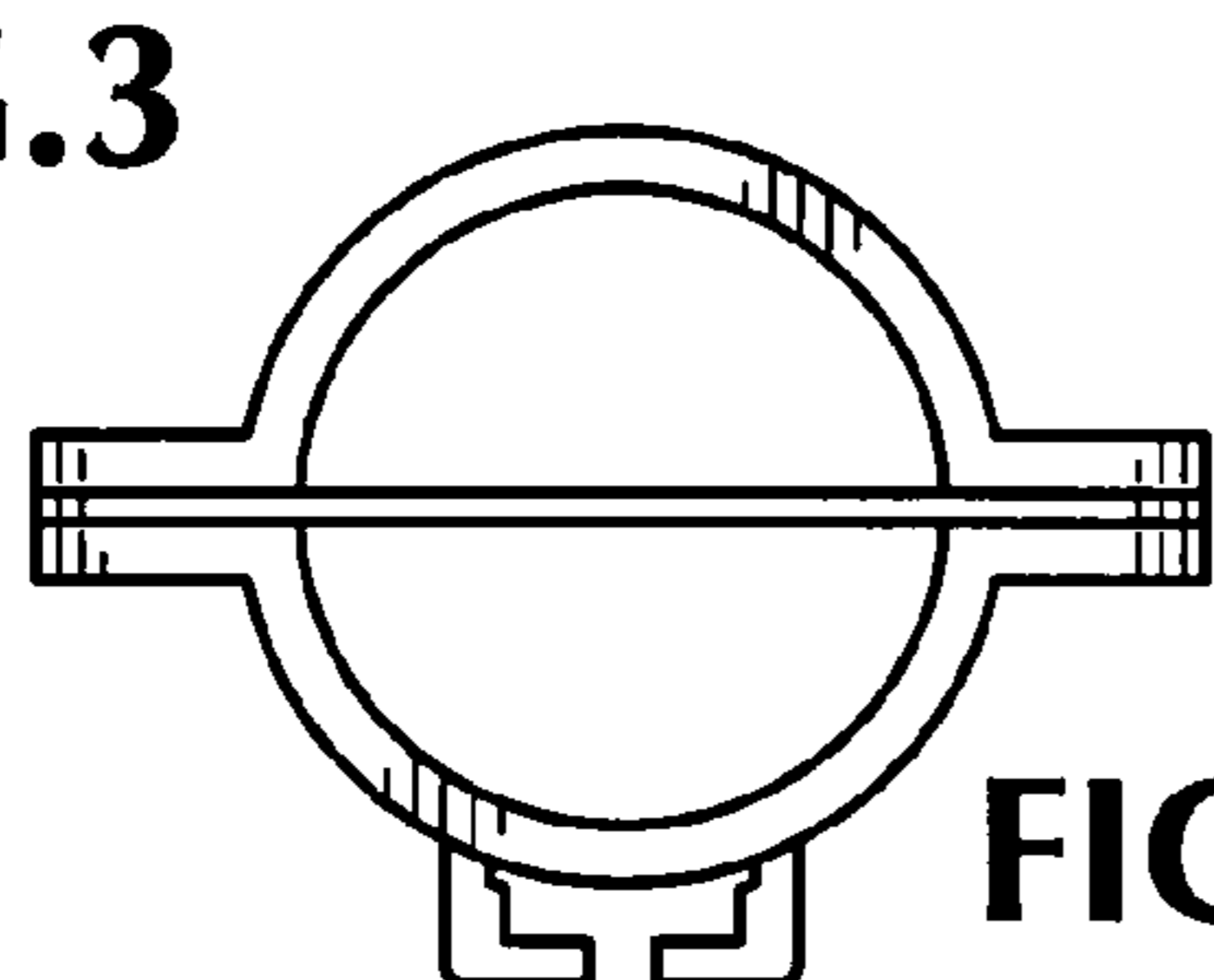


FIG. 6




FIG. 7