

US00D618540S

(12) **United States Design Patent**
Ruth

(10) **Patent No.:** **US D618,540 S**
(45) **Date of Patent:** **** Jun. 29, 2010**

(54) **DISPLAY PACKAGE UNIT WITH RETAINER INSERT**

(75) Inventor: **James R. Ruth**, Miami, FL (US)

(73) Assignee: **TracFone Wireless, Inc.**, Miami, FL (US)

(**) Term: **14 Years**

(21) Appl. No.: **29/316,817**

(22) Filed: **Nov. 4, 2009**

(51) **LOC (9) Cl.** **09-03**

(52) **U.S. Cl.** **D9/415**

(58) **Field of Classification Search** D9/715,
D9/721, 722, 414, 415, 416, 418, 420, 425,
D9/426, 434, 435, 436; 206/320, 461-471,
206/775, 776, 781, 782, 562-564, 588-592
See application file for complete search history.

(56) **References Cited**

U.S. PATENT DOCUMENTS

- 3,463,309 A * 8/1969 Szostek 206/470
- D283,489 S 4/1986 Stevens
- D291,064 S 7/1987 Haber et al.
- 4,804,984 A * 2/1989 Heuer et al. 206/316.2
- D305,408 S * 1/1990 LaJoie D9/415
- 4,976,354 A 12/1990 Levy
- 5,156,276 A 10/1992 Lebowitz
- D394,004 S * 5/1998 Tate D9/415
- 5,772,031 A 6/1998 Landis
- 5,850,916 A 12/1998 Pettersson et al.
- 5,954,203 A 9/1999 Marconi
- 5,967,327 A * 10/1999 Jones 206/583
- 6,047,833 A 4/2000 Salomon
- 6,170,659 B1 1/2001 Hunter
- 6,311,837 B1 11/2001 Blaustein et al.
- D466,405 S * 12/2002 Lee D9/415
- D471,442 S * 3/2003 Lee D9/415
- 6,588,596 B1 7/2003 Holmes et al.
- D496,268 S * 9/2004 Stamm et al. D9/415
- 7,180,735 B2 8/2005 Thomas et al.
- D509,727 S * 9/2005 Suckle et al. D9/415

- 7,520,389 B2 11/2005 Lalovette
- D517,907 S * 3/2006 Lee et al. D9/415
- D521,860 S * 5/2006 Lee et al. D9/415
- 7,207,440 B2 * 4/2007 Briscoe 206/461
- D541,646 S * 5/2007 Hayes et al. D9/415
- 7,213,709 B2 5/2007 Moskovich et al.
- D553,973 S * 10/2007 Geurts et al. D9/415
- 7,328,803 B2 2/2008 Yamazaki et al.

(Continued)

FOREIGN PATENT DOCUMENTS

WO DM/046521 * 1/1999

Primary Examiner—Catherine Tuttle
(74) *Attorney, Agent, or Firm*—Greenberg Traurig, P.A

(57) **CLAIM**

The ornamental design for the display package unit with retainer insert, as shown and described.

DESCRIPTION

FIG. 1 is a top front perspective view showing my new design for a display package unit with retainer insert in its assembled state;

FIG. 2 is a left side elevational view thereof;

FIG. 3 is a front view thereof;

FIG. 4 is a top view thereof;

FIG. 5 is a right side elevational view thereof;

FIG. 6 is a rear view thereof;

FIG. 7 is a bottom view thereof;

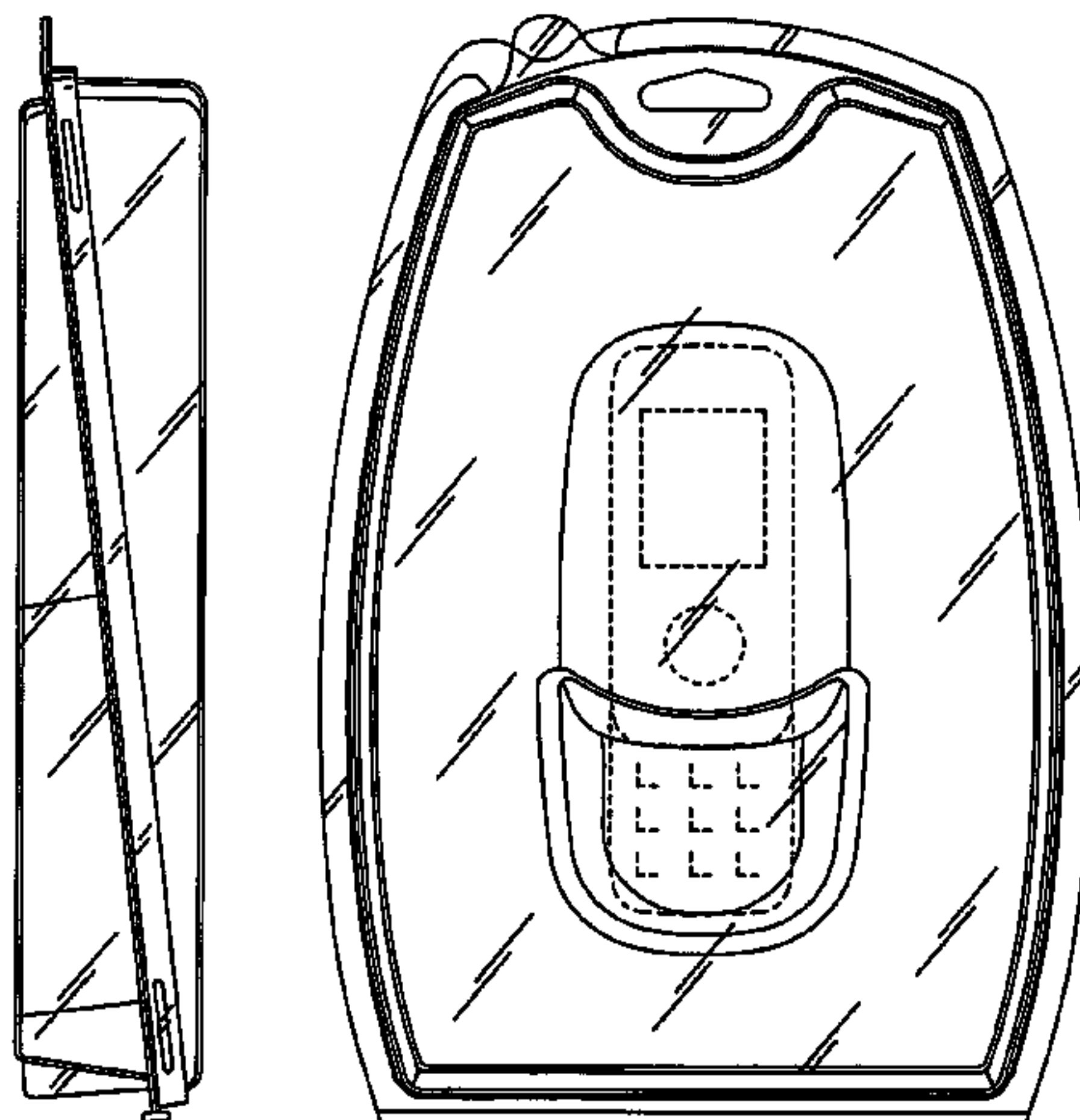
FIG. 8 is an opened and exploded perspective view thereof;

FIG. 9 is an inverted perspective view showing the opposing sides of the exploded design components in FIG. 8; and,

FIG. 10 is an opened perspective view showing the outer package and inner tray elements in their assembled state.

The broken lines showing the slider device contained within the display package unit are for illustrative purposes only; and form no part of the claimed design.

1 Claim, 4 Drawing Sheets



US D618,540 S

Page 2

U.S. PATENT DOCUMENTS				D605,501 S * 12/2009 Pham et al. D9/425					
7,353,948	B1 *	4/2008	McDonald	206/471	2005/0072691	A1	4/2005	Schlansky	
7,410,056	B2 *	8/2008	Cafferata et al.	206/471					
D593,404	S *	6/2009	Lee	D9/415					* cited by examiner

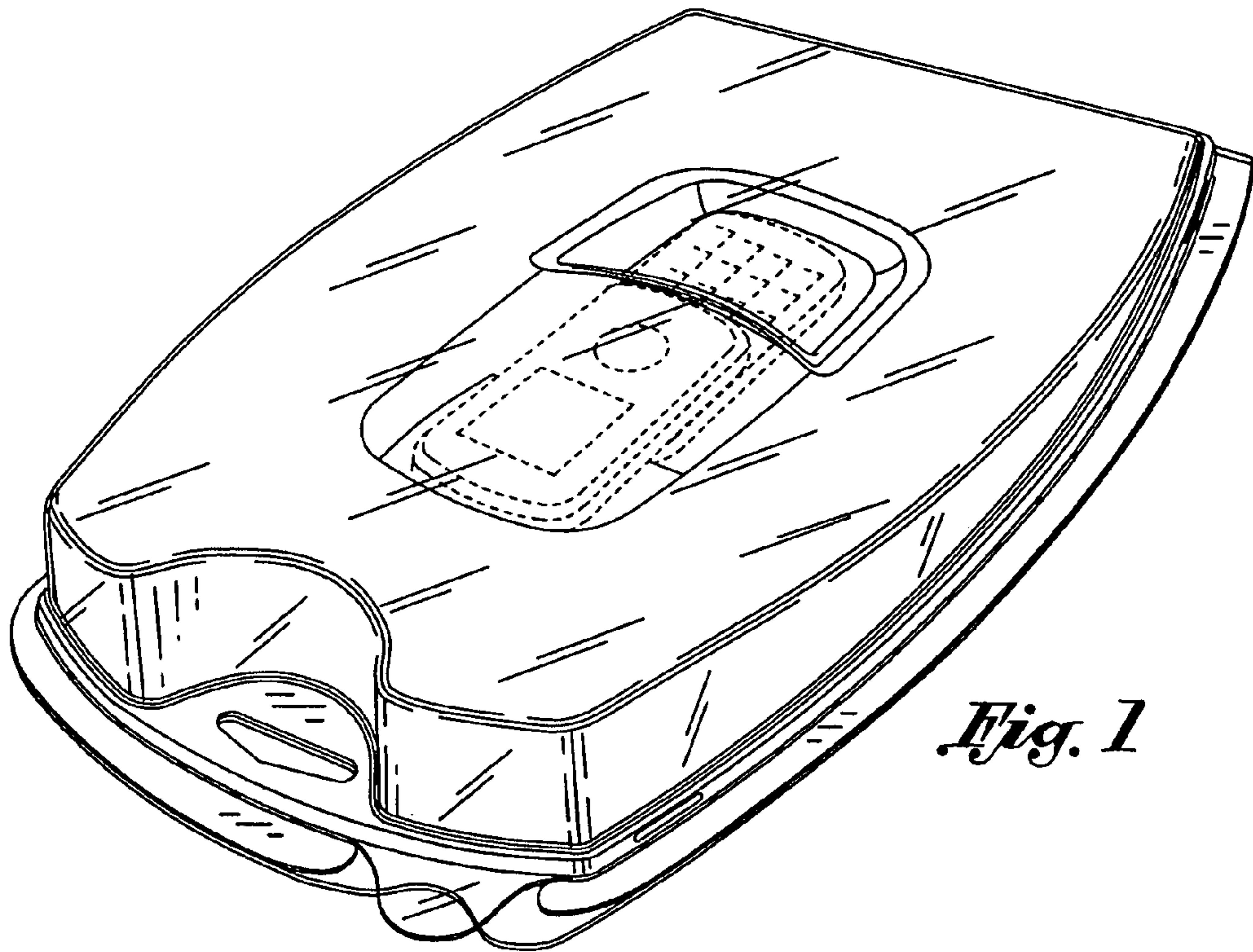


Fig. 1

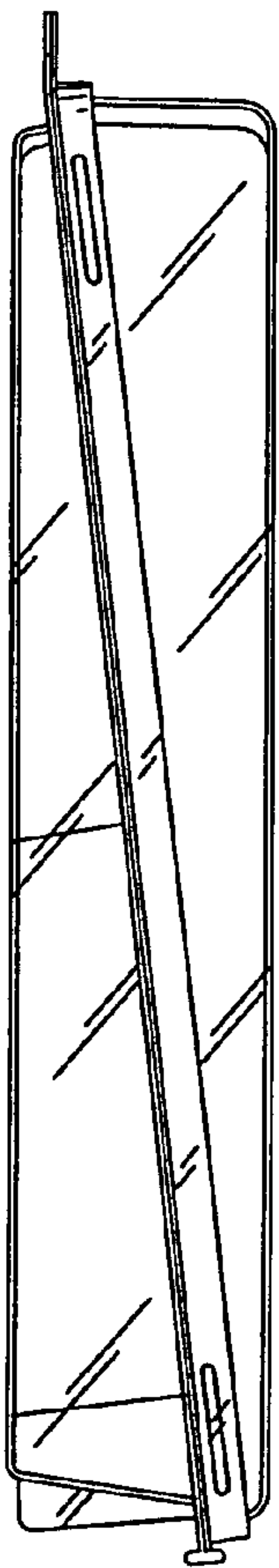


Fig. 2

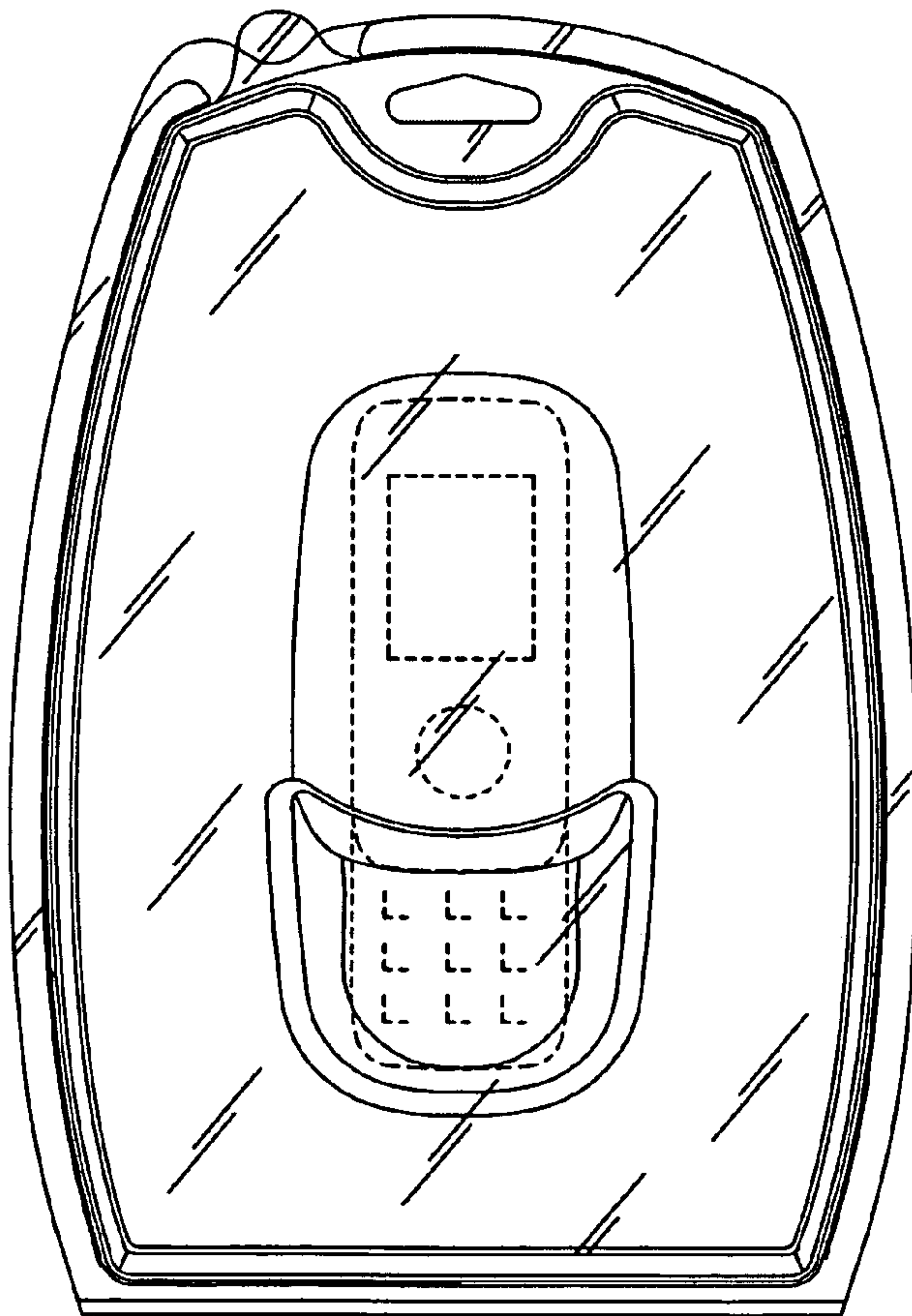


Fig. 3

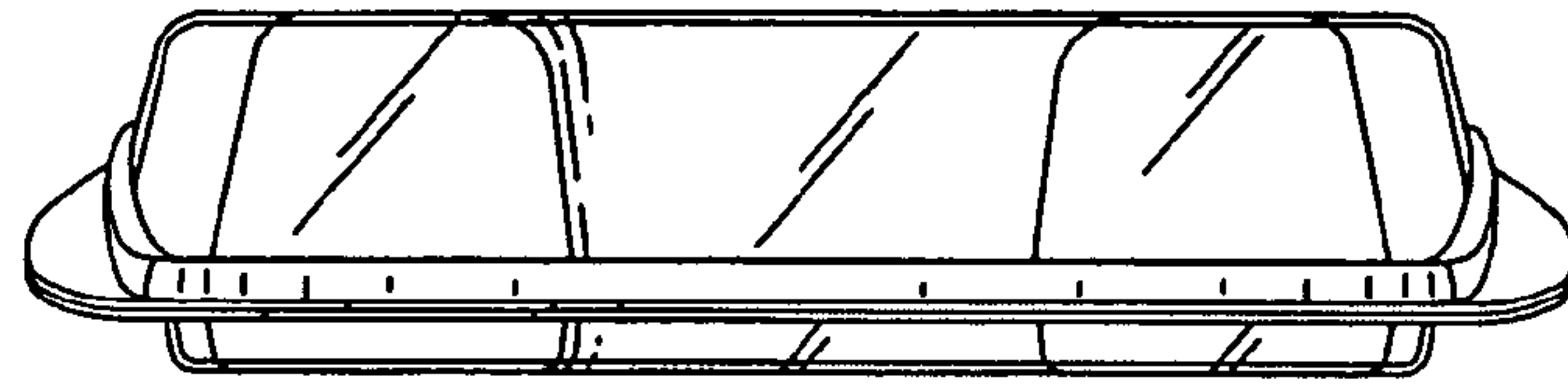


Fig. 4

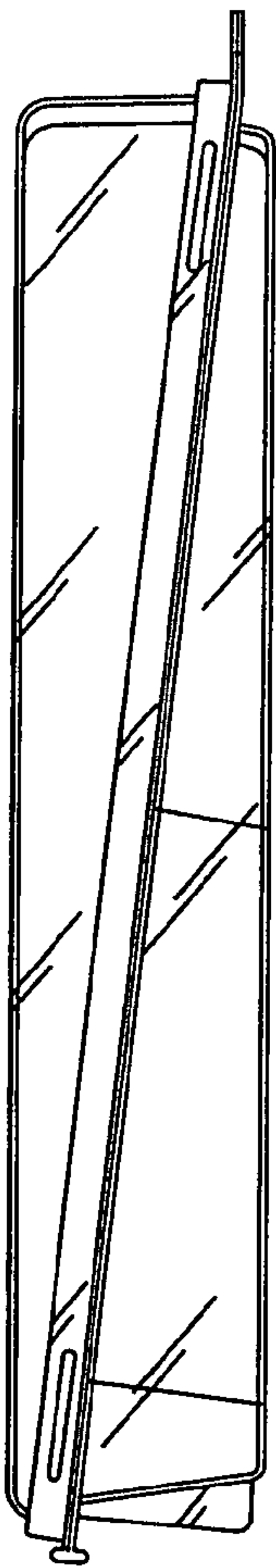


Fig. 5

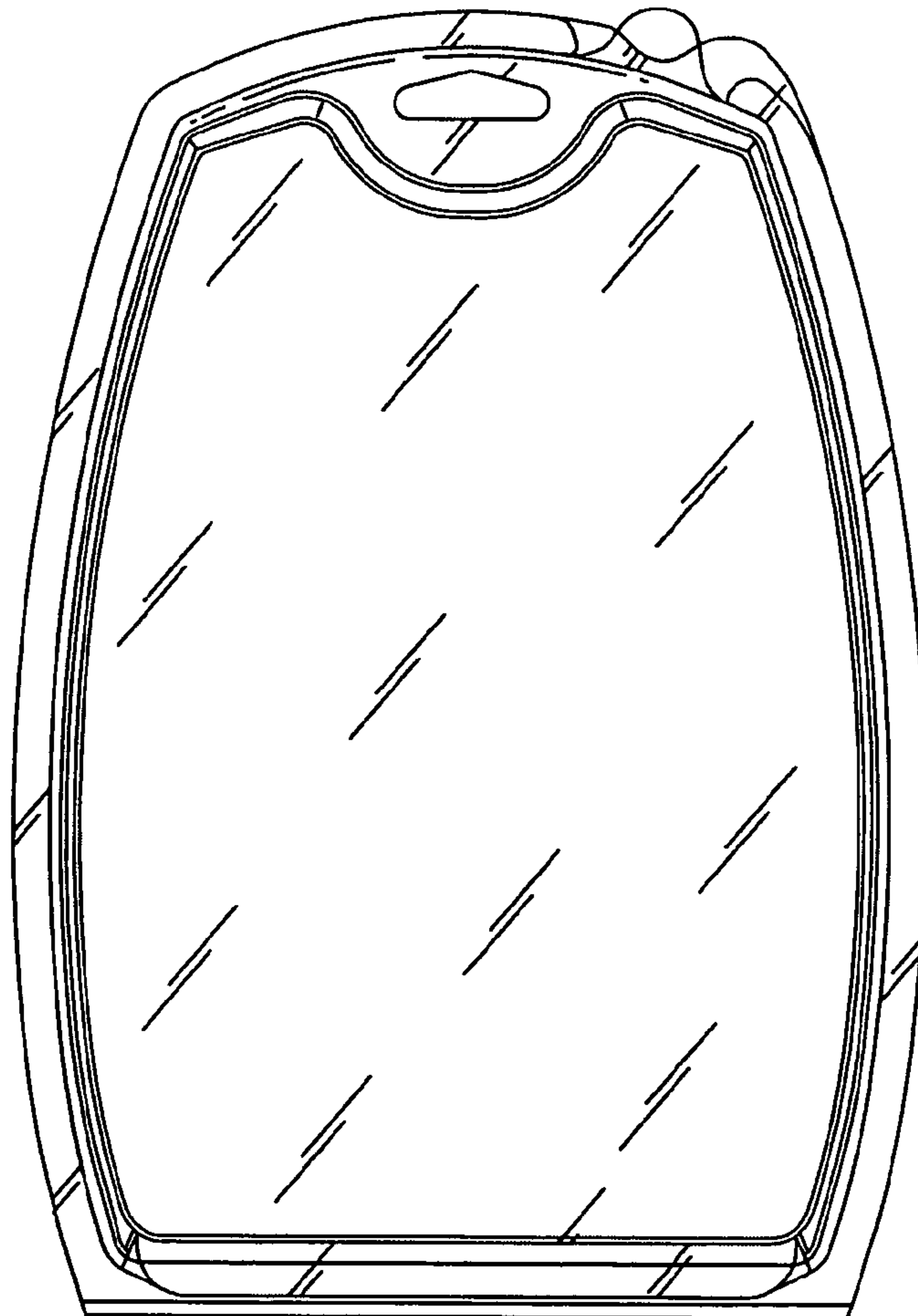


Fig. 6




Fig. 7

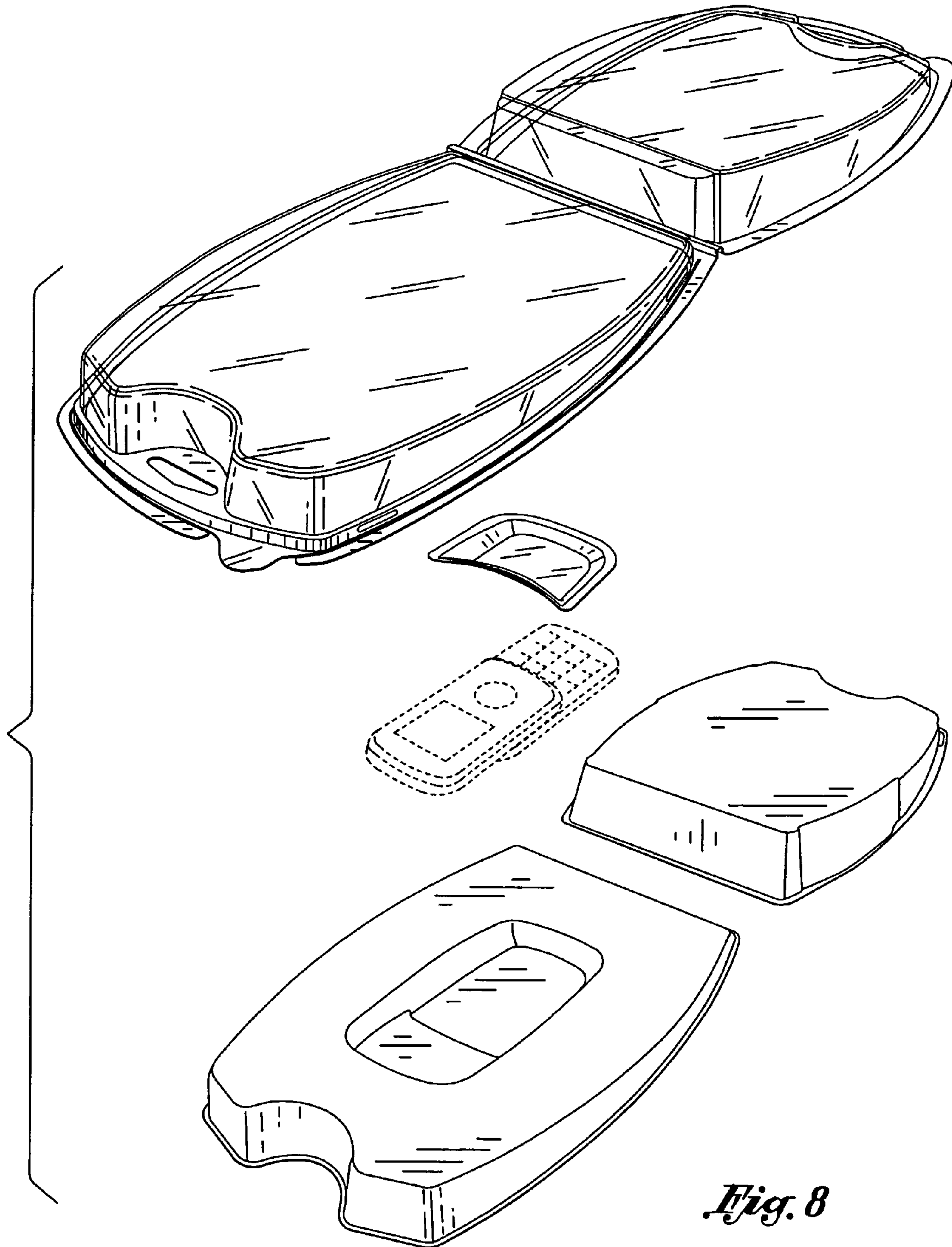


Fig. 8

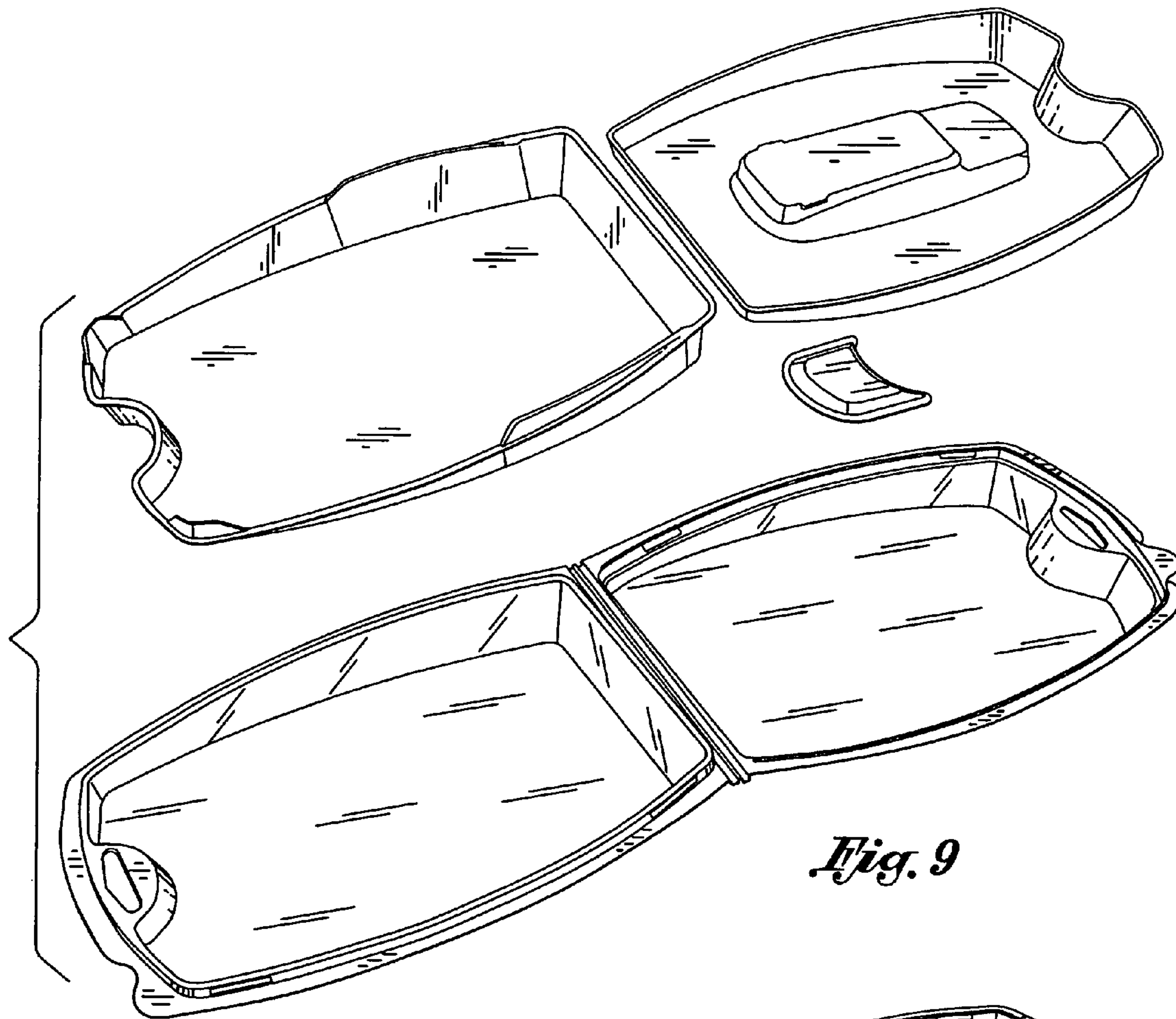


Fig. 9

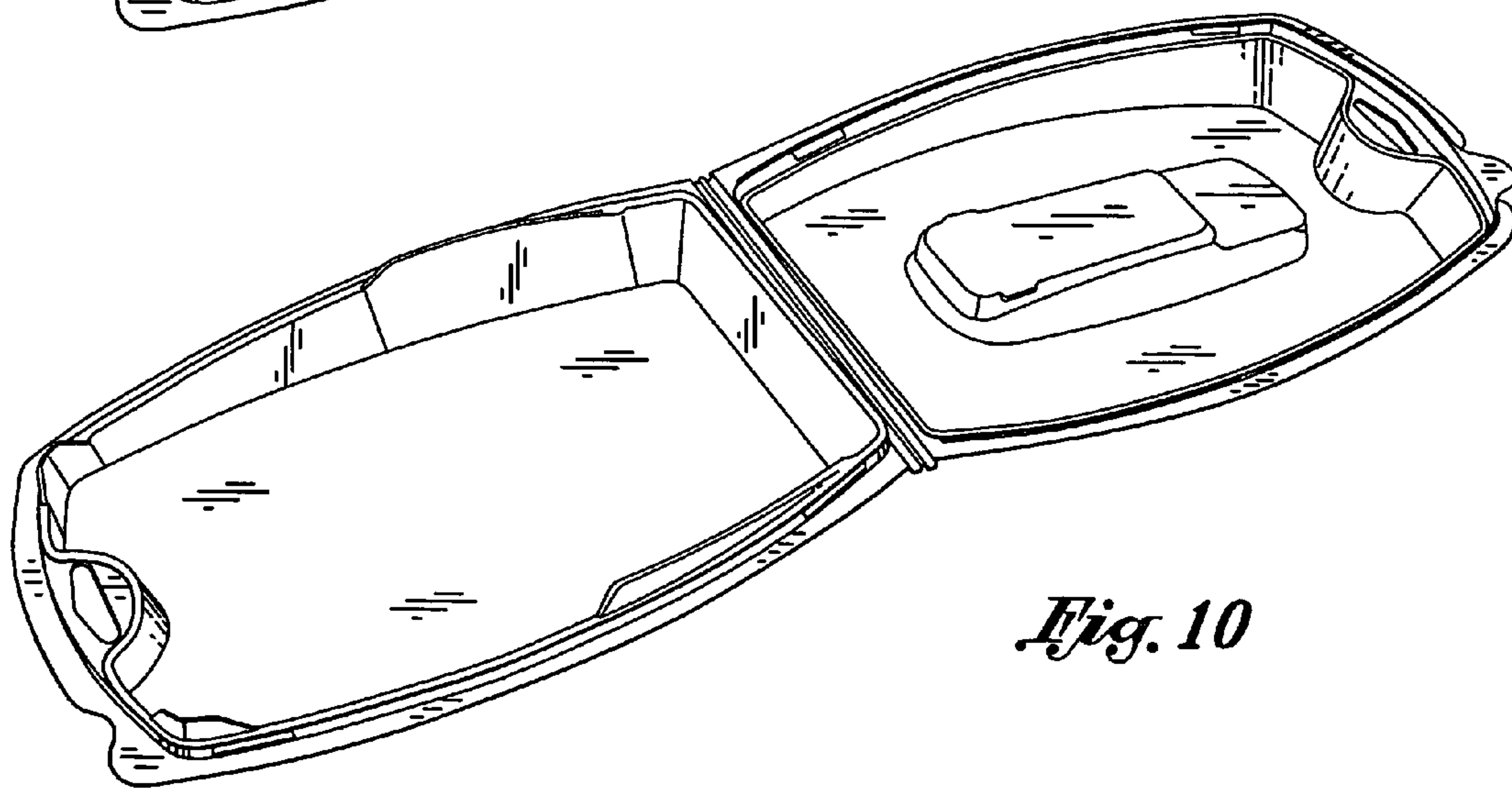


Fig. 10