



US00D618536S

(12) **United States Design Patent**
Eason

(10) **Patent No.:** **US D618,536 S**
(45) **Date of Patent:** **** Jun. 29, 2010**

(54) **FLOWER POT ANCHOR**
(76) Inventor: **Ricky N. Eason**, 6523 Marvin Fowler Rd., Waxhaw, NC (US) 28173
(**) Term: **14 Years**
(21) Appl. No.: **29/344,379**
(22) Filed: **Sep. 29, 2009**
(51) **LOC (9) Cl.** **08-05**
(52) **U.S. Cl.** **D8/349; D8/367**
(58) **Field of Classification Search** D8/1, D8/349, 354, 356, 363, 367, 382; 24/68 CD, 24/300, 301, 302, 376; 211/59.1, 70.6, 71; 248/220.41, 220.43, 222.12, 304, 313, 489; 294/82.16, 82.17

See application file for complete search history.

(56) **References Cited**

U.S. PATENT DOCUMENTS

1,170,414	A *	2/1916	Christensen	248/313
3,066,447	A	12/1962	Reiterer et al.		
4,071,976	A	2/1978	Chernewski		
4,422,610	A	12/1983	Hunt		
5,320,319	A	6/1994	Winger et al.		
5,711,433	A *	1/1998	Smith	211/71.01
5,984,792	A *	11/1999	Clark	472/118
6,014,794	A *	1/2000	Mc Coy	24/300
6,513,210	B1 *	2/2003	Gonzalez	24/300
D480,946	S *	10/2003	Estep, Jr.	D8/367
D525,861	S *	8/2006	Mackey et al.	D8/367
D537,708	S *	3/2007	Leung	D8/395
D550,072	S	9/2007	Ardern		
D552,456	S *	10/2007	Selby	D8/367
7,302,904	B2	12/2007	Burns		
D561,007	S *	2/2008	Kaesler et al.	D8/354
7,360,284	B1 *	4/2008	Viani	24/302
D573,875	S *	7/2008	Anderson	D8/367
7,454,818	B1 *	11/2008	Backman, III	24/300

7,458,135	B2 *	12/2008	Mikesell et al.	24/300
7,540,070	B1 *	6/2009	Selby	24/300
7,571,521	B1 *	8/2009	Backman, III	24/300
D605,027	S *	12/2009	Leung	D8/367
2004/0007653	A1	1/2004	Zesk		
2005/0050695	A1 *	3/2005	Mackey et al.	24/300

* cited by examiner

Primary Examiner—Philip S Hyder
Assistant Examiner—Cynthia M Chin

(74) *Attorney, Agent, or Firm*—Montgomery Patent and Design, LLC

(57) **CLAIM**

The ornamental design for a flower pot anchor, as shown and described.

DESCRIPTION

FIG. 1 is an environmental view of a flower pot anchor showing my new design;

FIG. 2 is front view of the flower pot anchor of FIG. 1 depicted in an expanded state with a rear view being the mirror image thereof;

FIG. 3 is a front view of the flower pot anchor of FIG. 1 depicted in a contracted state with a rear view being the mirror image thereof;

FIG. 4 is a left side view of the flower pot anchor of FIG. 2;

FIG. 5 is a right side view thereof,

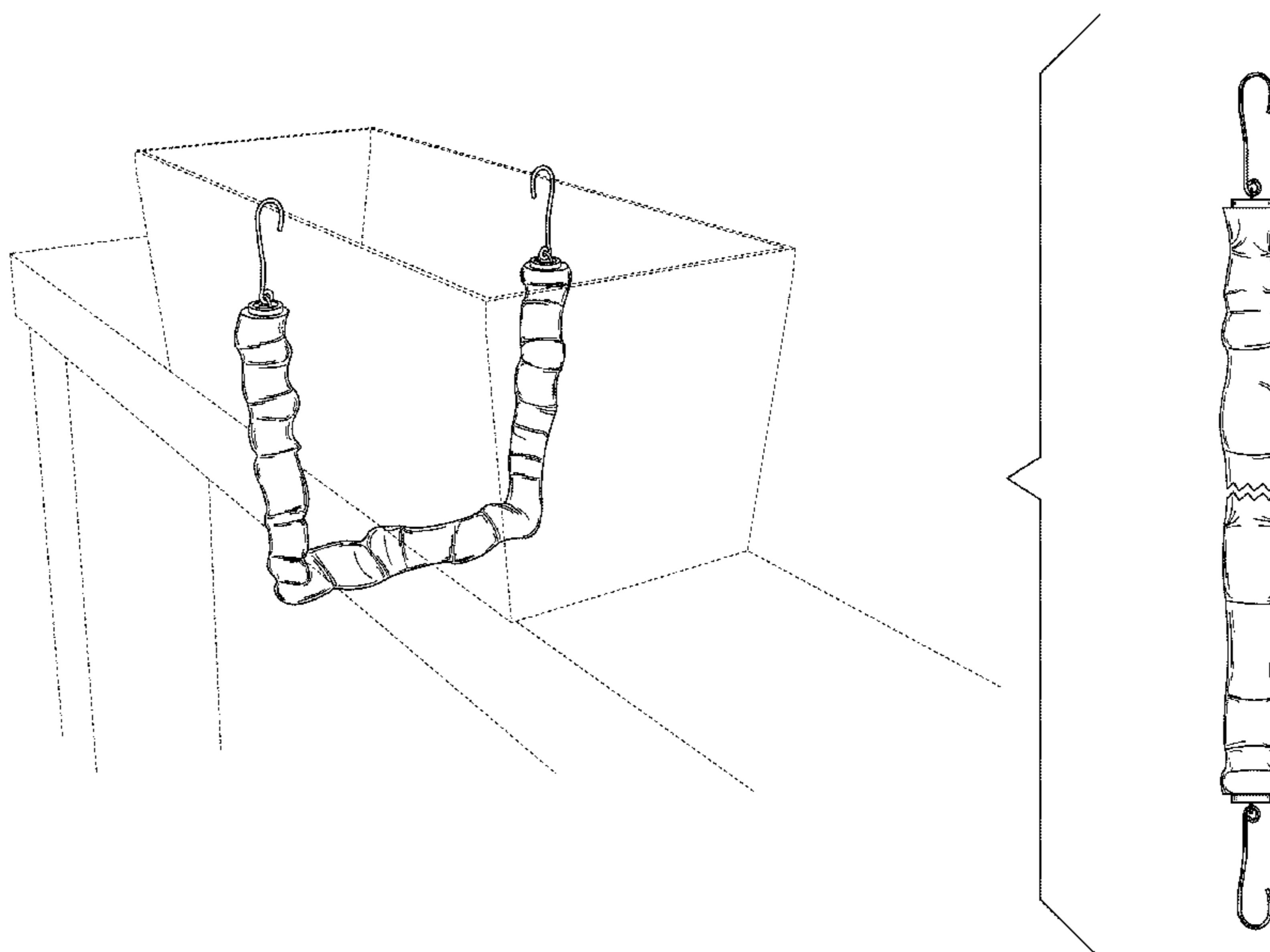
FIG. 6 is an enlarged top view thereof; and,

FIG. 7 is an enlarged bottom view thereof.

The broken lines are for illustrative purposes only and forms no part of the claimed design.

Portions of the claimed design are shown separated and bound by a bracket for the ease and clarity of illustration.

1 Claim, 6 Drawing Sheets



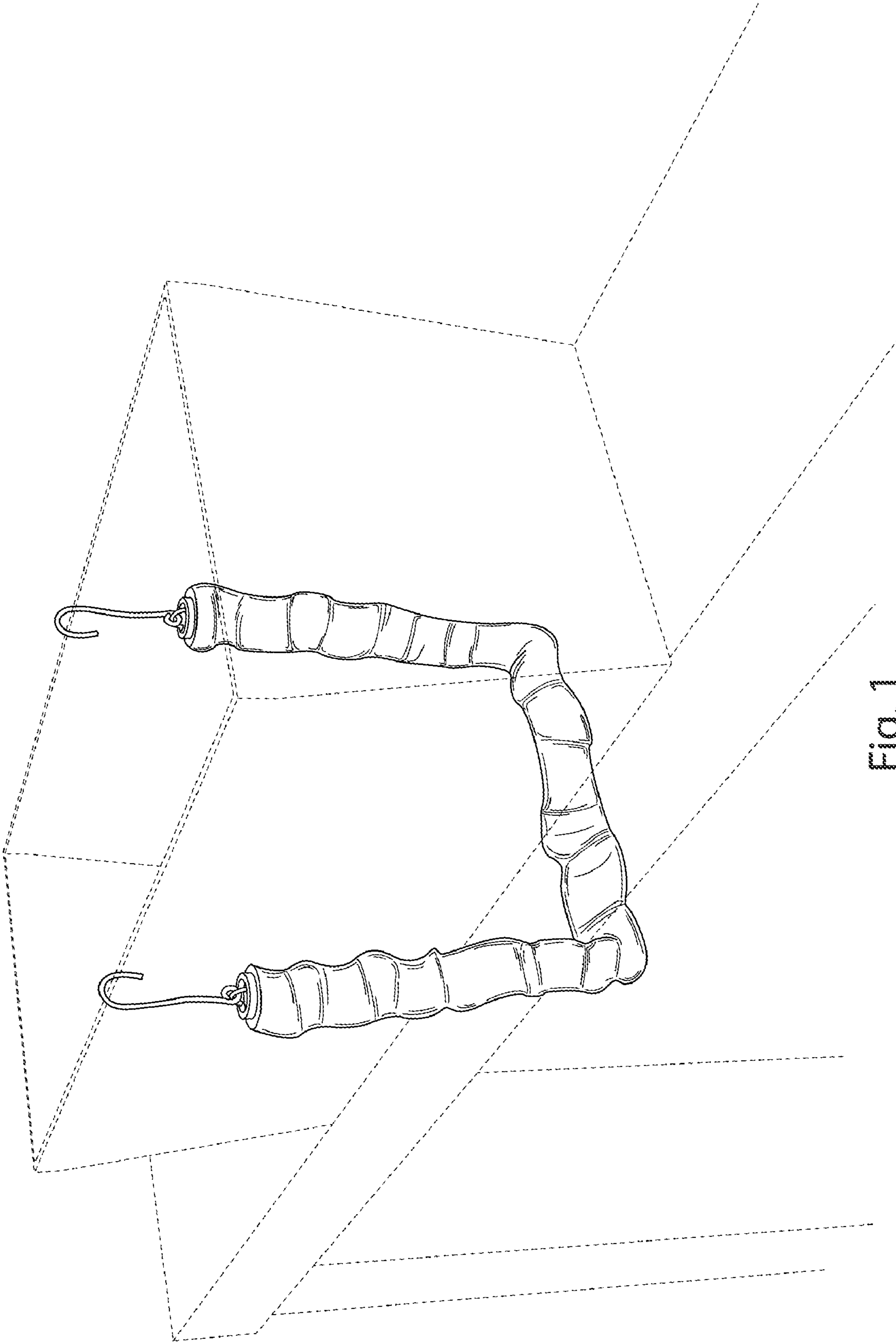


Fig. 1

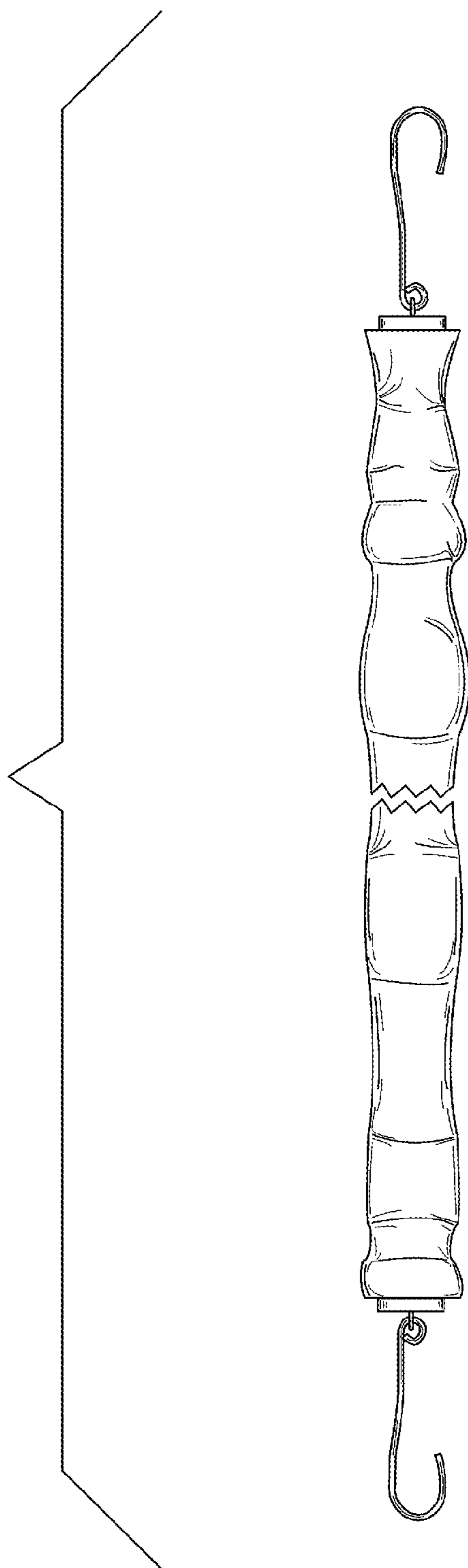


Fig. 2




Fig. 3

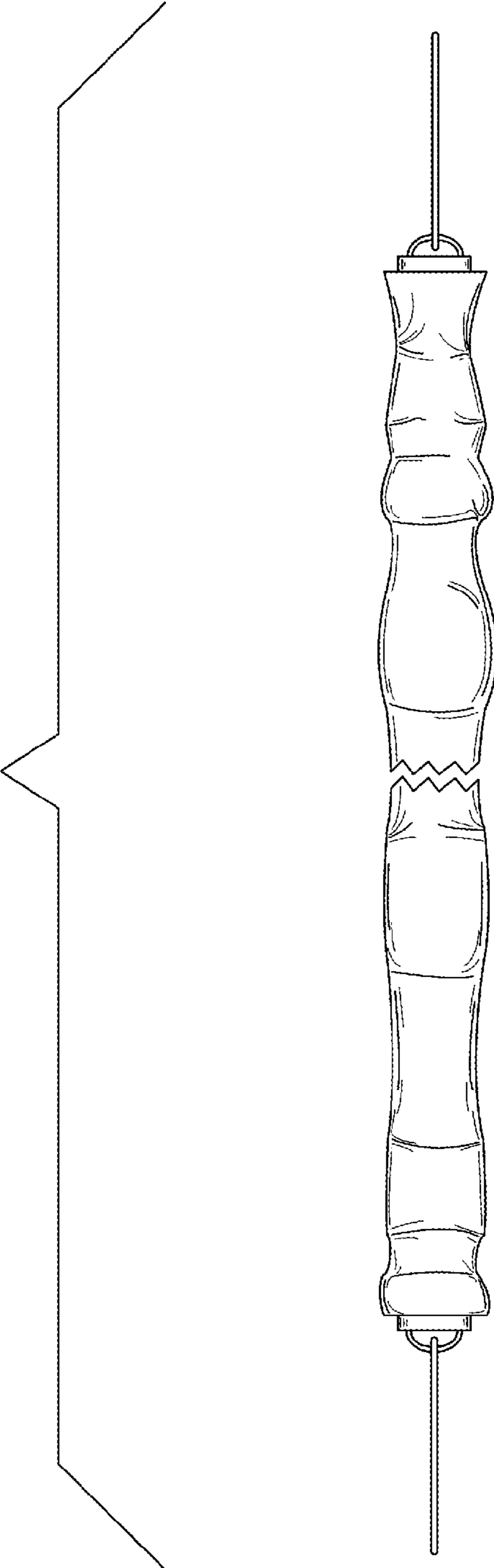


Fig. 4

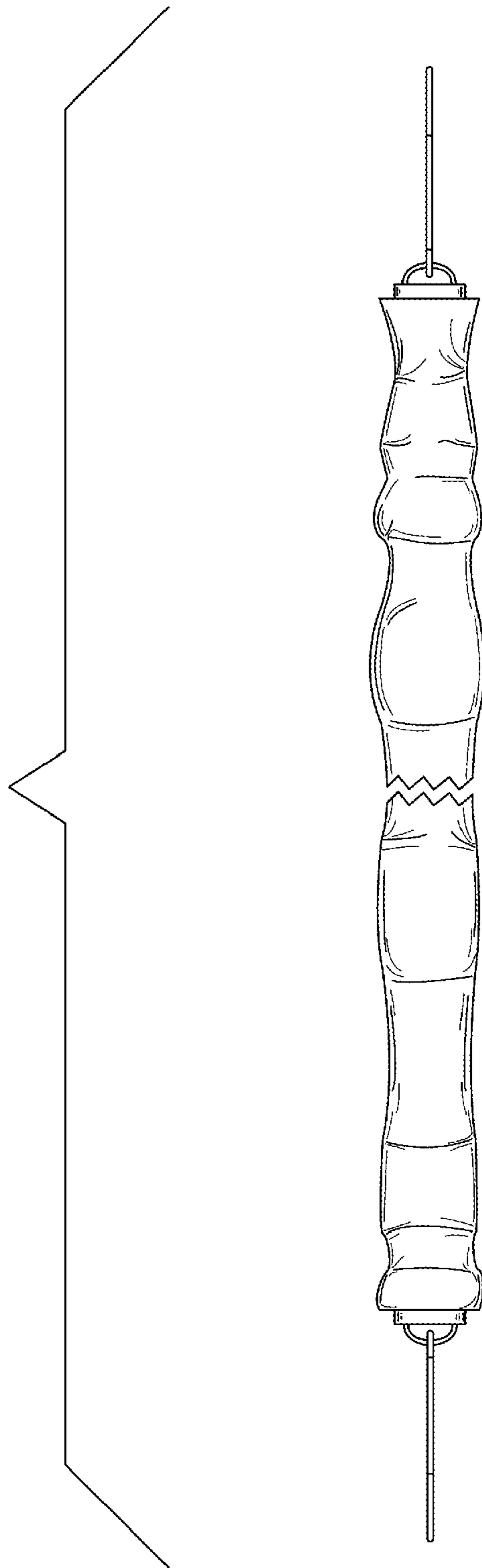


Fig. 5

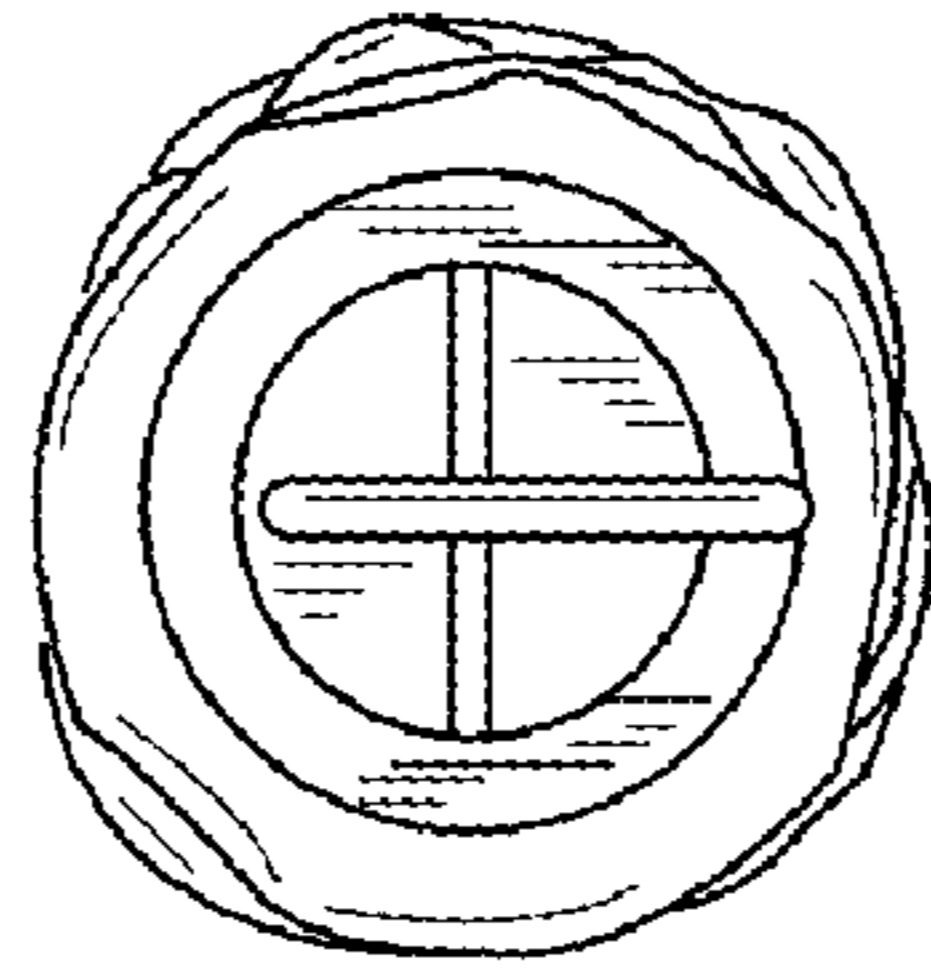


Fig. 6

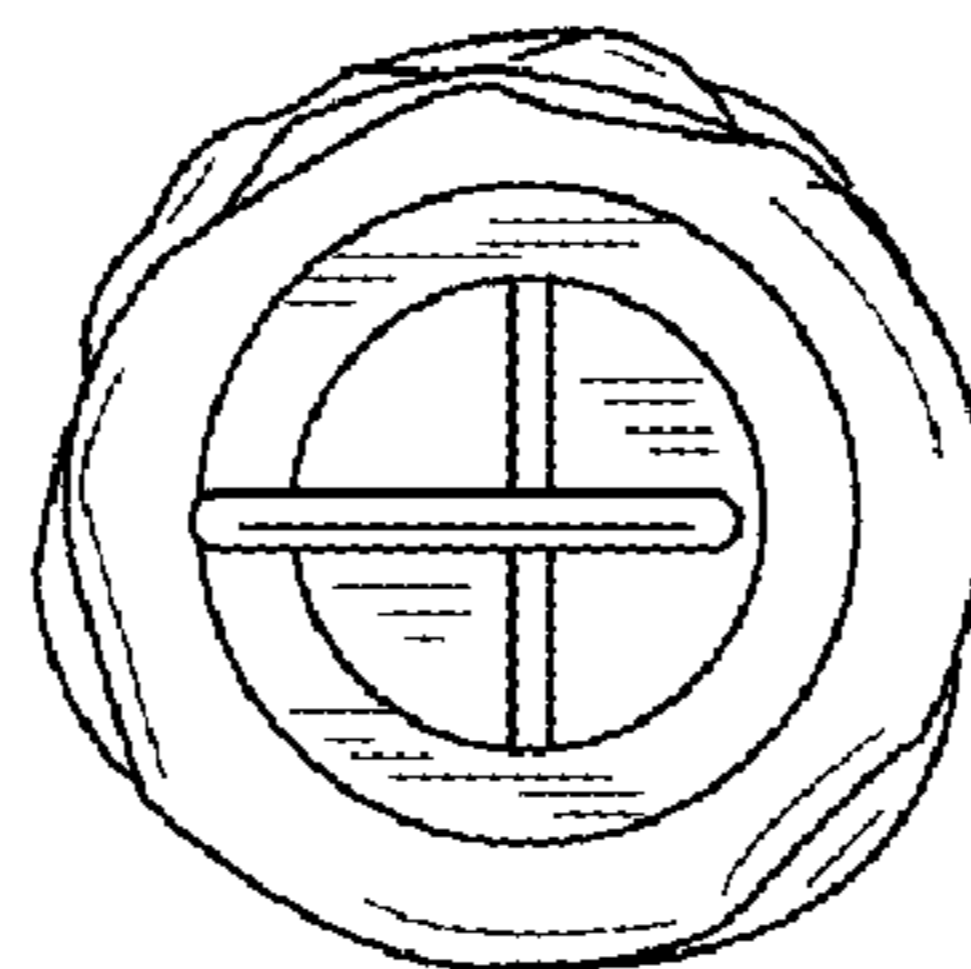


Fig. 7