



US00D618534S

(12) **United States Design Patent**
Minkow et al.

(10) **Patent No.:** **US D618,534 S**
(45) **Date of Patent:** **** Jun. 29, 2010**

(54) **HANDLEBAR GRIP** WO 2005021366 3/2005

(75) Inventors: **Roger Minkow**, Petaluma, CA (US);
Stephen Kelly, Morgan Hill, CA (US);
Barley Forsman, Morgan Hill, CA (US)

(73) Assignee: **Specialized Bicycle Components, Inc.**,
Morgan Hill, CA (US)

(**) Term: **14 Years**

(21) Appl. No.: **29/339,183**

(22) Filed: **Jun. 25, 2009**

(51) **LOC (9) Cl.** **12-11**

(52) **U.S. Cl.** **D8/303**

(58) **Field of Classification Search** D8/300,
D8/303, 70, 107, DIG. 8; D12/110, 178;
74/488, 489, 502.2, 551.1-551.9; 16/110.1,
16/421, 422, 430, 431, DIG. 12; 180/219,
180/220; 280/288.4

See application file for complete search history.

(56) **References Cited**

U.S. PATENT DOCUMENTS

D241,806 S *	10/1976	Johnson	D8/303
D248,616 S *	7/1978	Johnson	D8/303
6,421,879 B1 *	7/2002	Gratz et al.	16/422
D494,426 S *	8/2004	Prokop	D7/652
D507,469 S *	7/2005	Prokop	D8/107
D572,564 S *	7/2008	Tilk	D8/107
D590,690 S *	4/2009	Bertini	D8/303
2007/0089559 A1	4/2007	Franc		
2008/0072702 A1	3/2008	Arnold		

FOREIGN PATENT DOCUMENTS

DE	20303932	5/2003
DE	9112567	3/2005
WO	9939970	8/1999

OTHER PUBLICATIONS

“Jammy” bicycle handlebar grip sold by Sella Italia under the Sportourer collection at least as early as Feb. 1, 2009 illustrating the grip (two page document).

(Continued)

Primary Examiner—Philip S Hyder

Assistant Examiner—Linda G. Brooks

(74) *Attorney, Agent, or Firm*—Michael Best & Friedrich LLP

(57) **CLAIM**

We claim the ornamental design for a handlebar grip, as shown and described.

DESCRIPTION

FIG. 1 is a perspective view of a handgrip embodying the present invention.

FIG. 2 is a top view of the design shown in FIG. 1.

FIG. 3 is a bottom view of the design shown in FIG. 1.

FIG. 4 is a rear view of the design shown in FIG. 1.

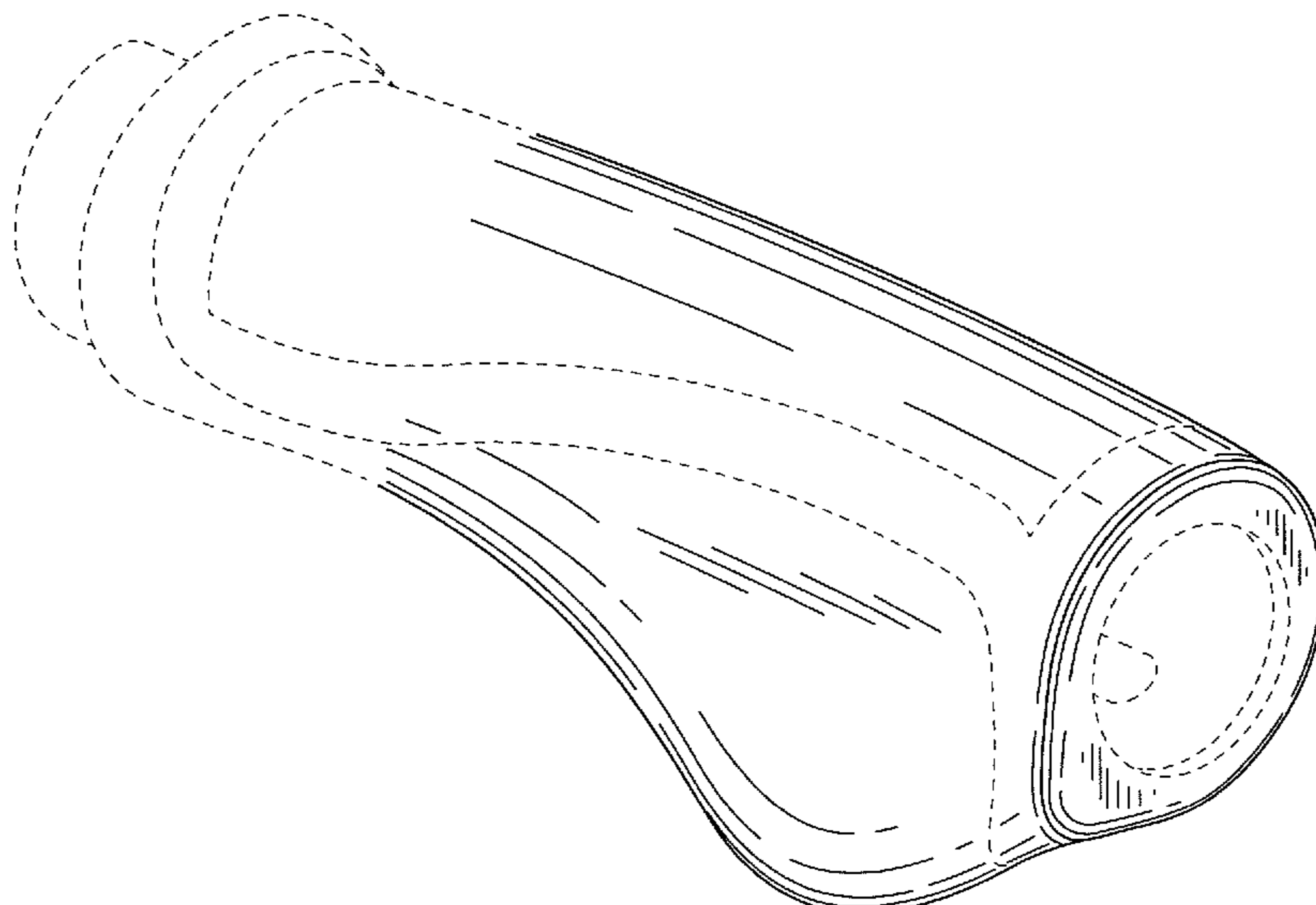
FIG. 5 is a front view of the design shown in FIG. 1.

FIG. 6 is right side view of the design of FIG. 1; and,

FIG. 7 is a left side view of the design of FIG. 1.

The portions of the handlebar grip shown in broken lines form no part of the claimed design.

1 Claim, 4 Drawing Sheets



OTHER PUBLICATIONS

Bodygeometry™ Specialized BG grip publicly disclosed in Sep. 2007 (one page document).

P. 91 from 2001 Specialized Catalog published in Sep. 2000 (one page document).

P. 81 from 2002 Specialized Catalog published in Sep. 2001 (one page document).

P. 81 from 2003 Specialized Catalog published in Sep. 2002 (one page document).

One page from 2004 Specialized Catalog published in Sep. 2003 (one page document).

P. 47 from 2005 Specialized Catalog published in Sep. 2004 (one page document).

One page from 2006 Specialized Catalog published in Sep. 2005 (one page document).

One page from 2007 Specialized Catalog published in Sep. 2006 (one page document).

One page from 2008 Specialized Catalog published in Sep. 2007 (one page document).

* cited by examiner

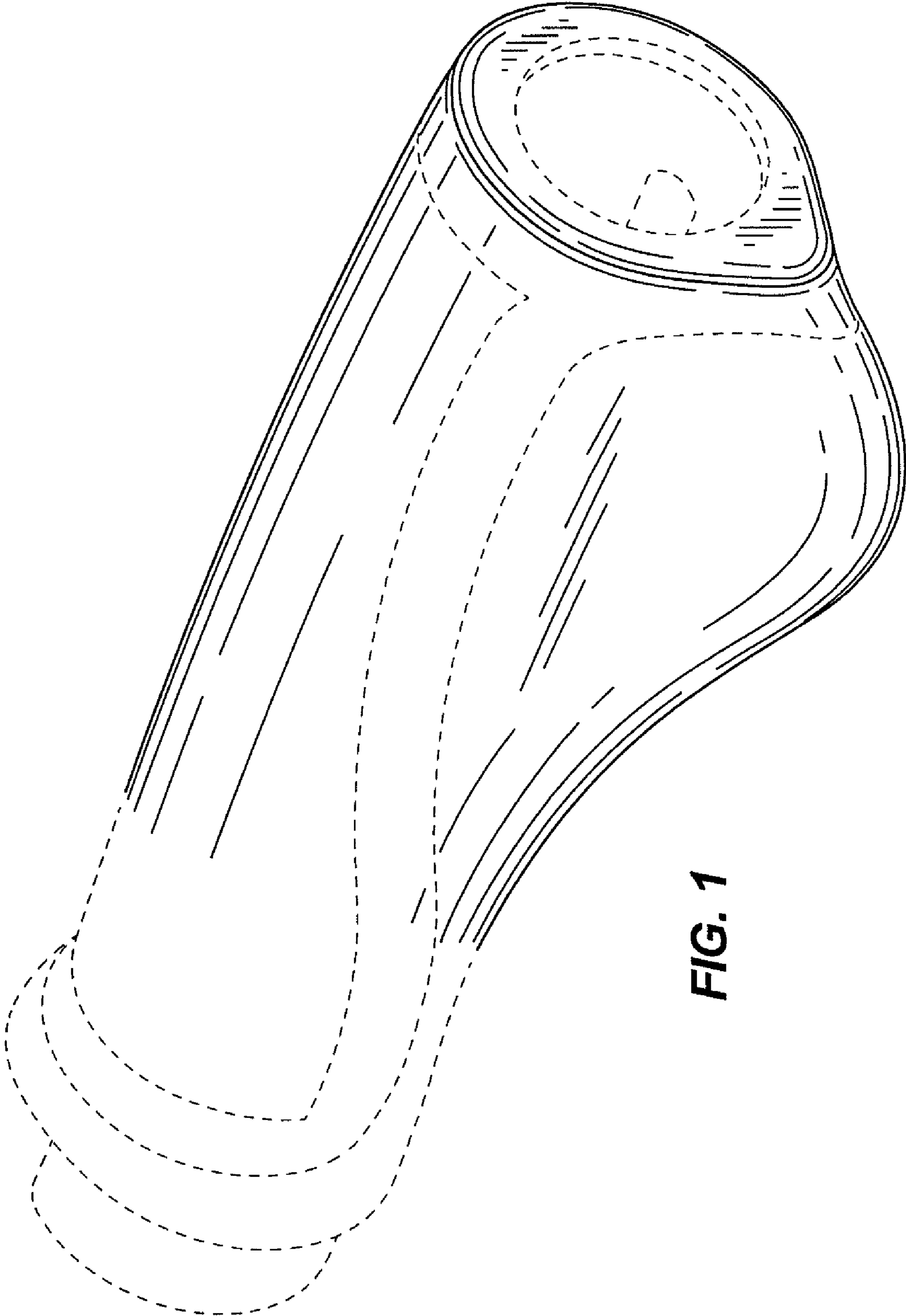


FIG. 1

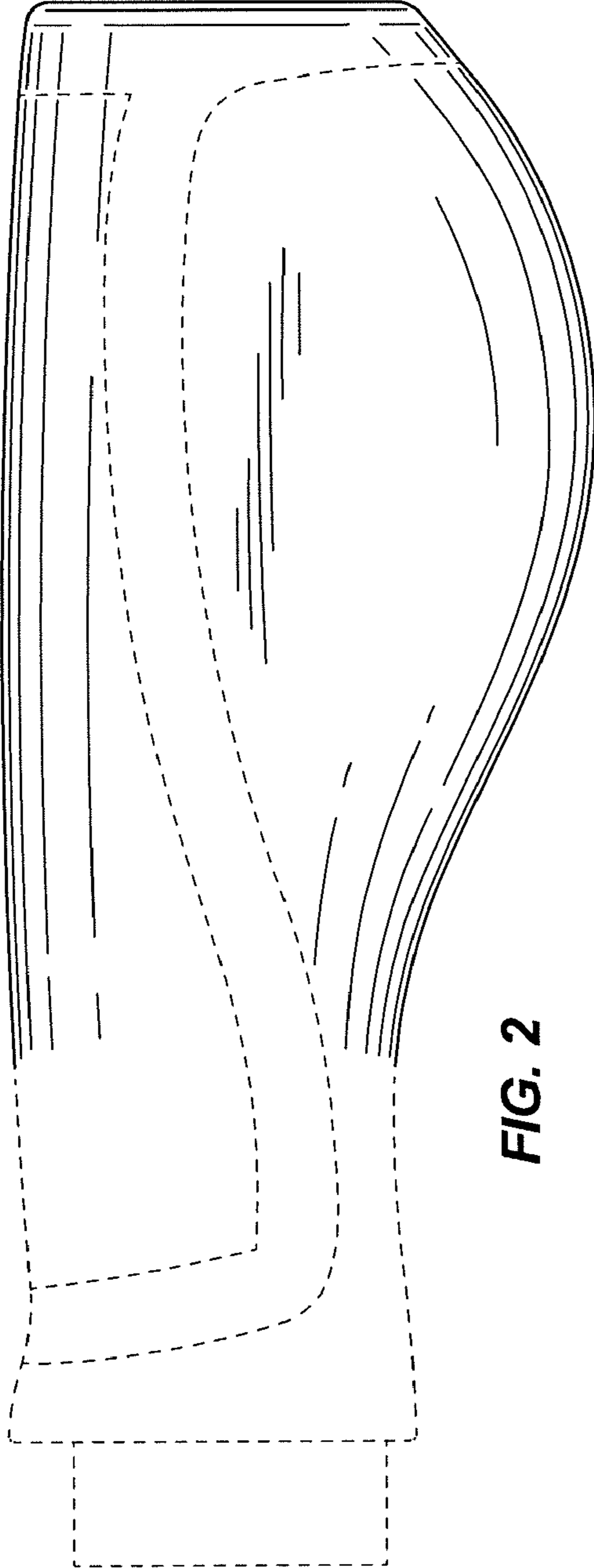


FIG. 2

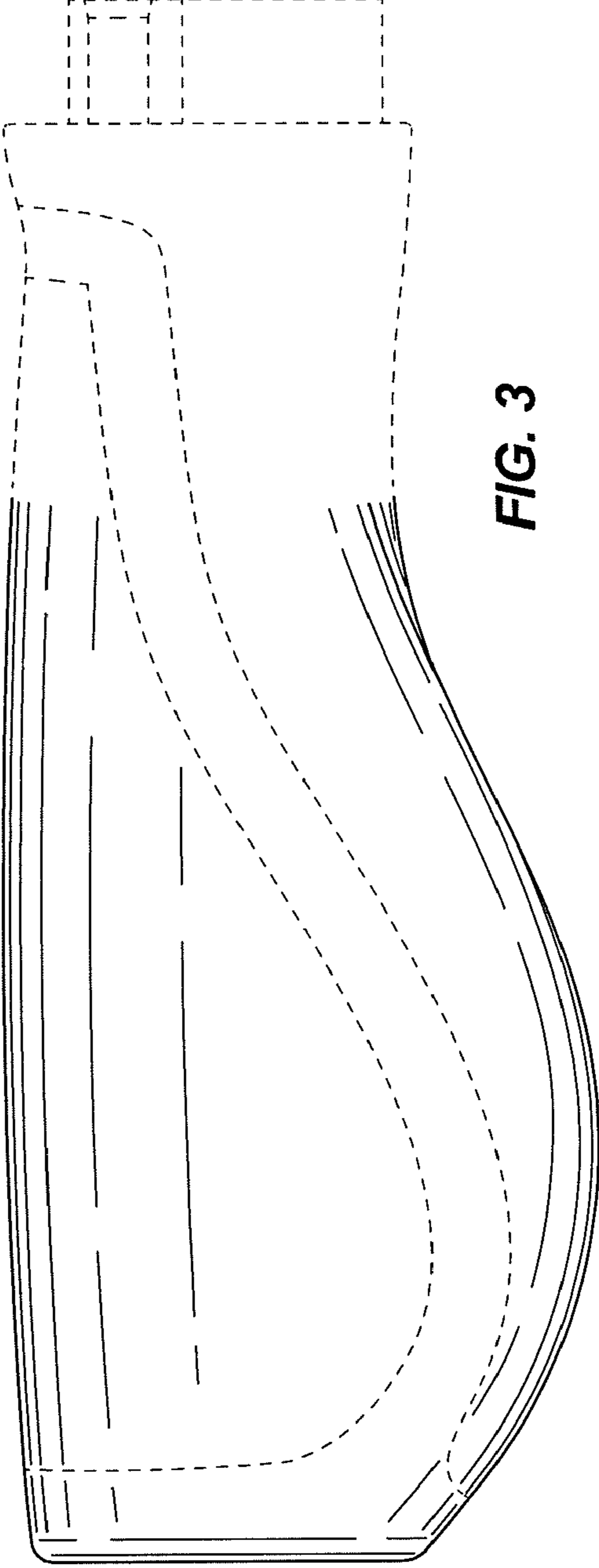


FIG. 3

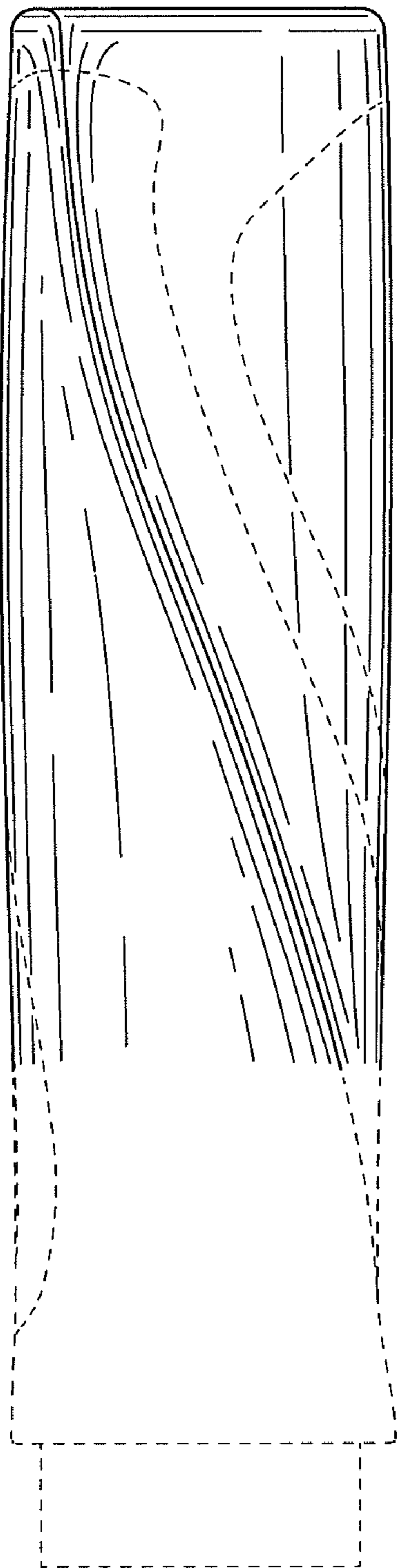


FIG. 4




FIG. 5

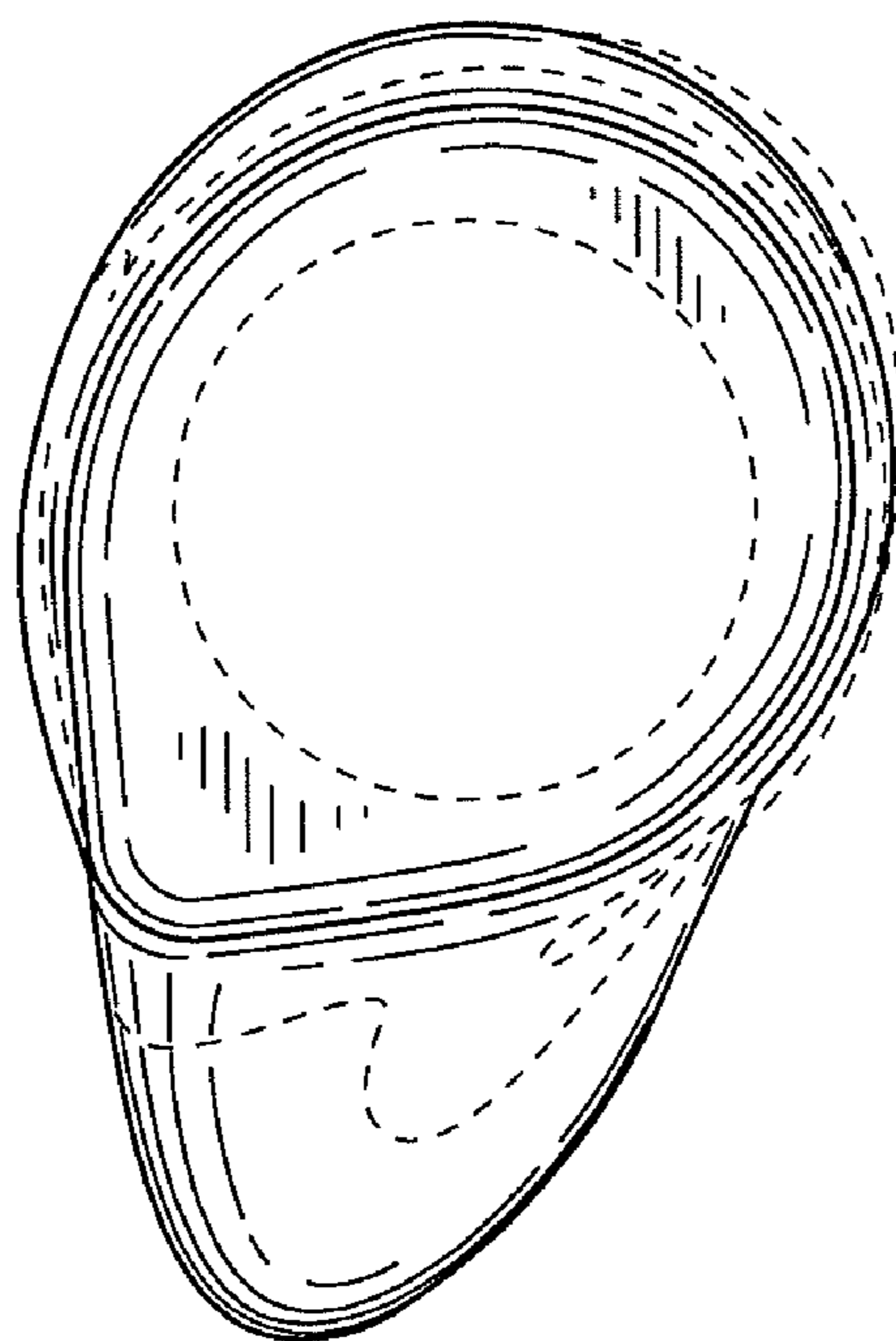


FIG. 6

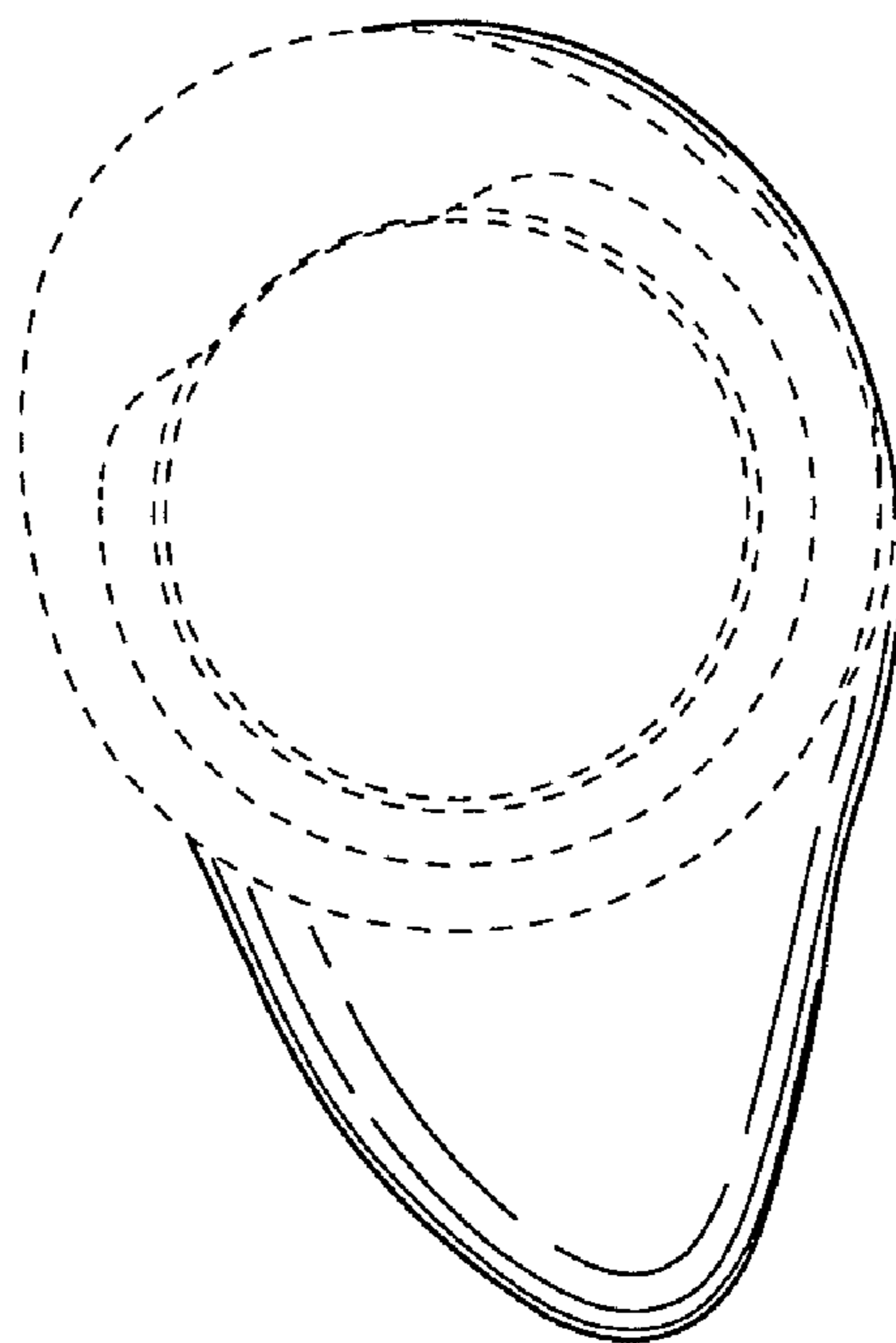


FIG. 7