



US00D618481S

(12) **United States Design Patent**
Mayer et al.

(10) **Patent No.:** **US D618,481 S**

(45) **Date of Patent:** **** Jun. 29, 2010**

(54) **MEDIA TRAY**

(75) Inventors: **Steven A. Mayer**, Indianapolis, IN (US);
David J. Boase, Yorktown, VA (US)

(73) Assignee: **International Paper**, Memphis, TN (US)

(**) Term: **14 Years**

(21) Appl. No.: **29/344,083**

(22) Filed: **Sep. 23, 2009**

(51) **LOC (9) Cl.** **06-04**

(52) **U.S. Cl.** **D6/630**

(58) **Field of Classification Search** D6/407,
D6/626-630, 635; D9/418, 428, 522; D3/294,
D3/218; 206/751, 755, 309-312, 232; 720/719,
720/655, 728, 734

See application file for complete search history.

(56) **References Cited**

U.S. PATENT DOCUMENTS

5,188,228	A *	2/1993	Barrett	206/308.1
5,246,107	A *	9/1993	Long et al.	206/308.1
5,249,677	A *	10/1993	Lim	206/308.1
5,269,409	A *	12/1993	Brandt et al.	206/303
5,361,903	A *	11/1994	Thiele	206/403
5,782,348	A *	7/1998	Burdett	206/308.1
D426,417	S *	6/2000	Young	D6/626
6,932,215	B1 *	8/2005	Chang	206/308.1
D543,067	S *	5/2007	Ng	D6/634

D566,450	S *	4/2008	Meding et al.	D6/635
D567,003	S *	4/2008	Fraser et al.	D6/635
D570,635	S *	6/2008	Pozzoli	D6/630
D598,670	S *	8/2009	Gelardi et al.	D6/407

* cited by examiner

Primary Examiner—Elizabeth A Albert

Assistant Examiner—Kelley A Donnelly

(74) *Attorney, Agent, or Firm*—Thomas W. Ryan, III

(57) **CLAIM**

The ornamental design for a media tray, as shown and described.

DESCRIPTION

FIG. 1 is a perspective view of a media tray according to the invention;

FIG. 2 is a another perspective view thereof;

FIG. 3 is a front elevational view thereof;

FIG. 4 is a back elevational view thereof;

FIG. 5 is a right side elevational view thereof;

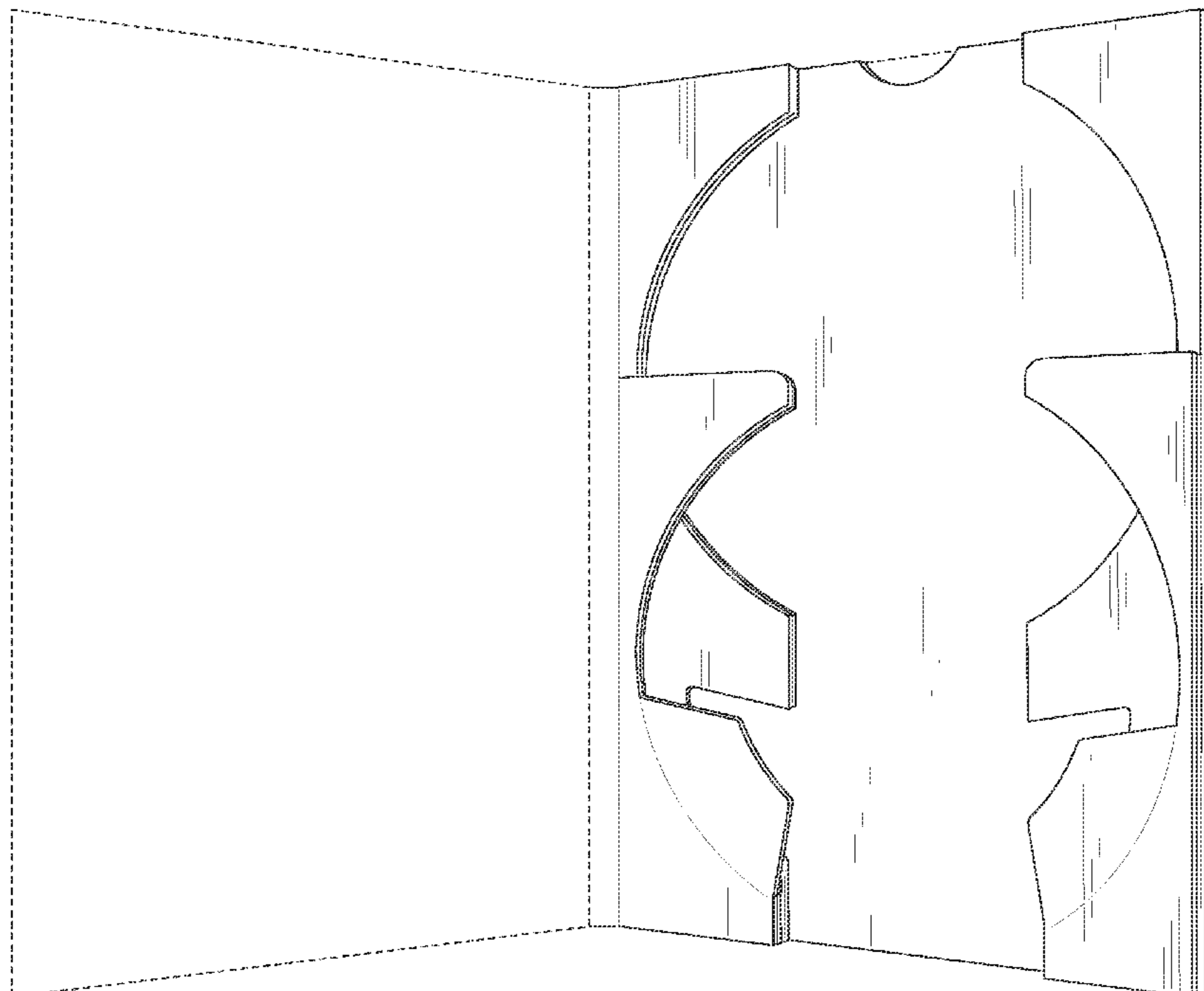
FIG. 6 is a left side elevational view thereof;

FIG. 7 is a top plan view thereof; and,

FIG. 8 is a bottom plan view thereof.

The broken lines showing packaging and media are for illustrating environment only and form no part of the claimed design.

1 Claim, 4 Drawing Sheets



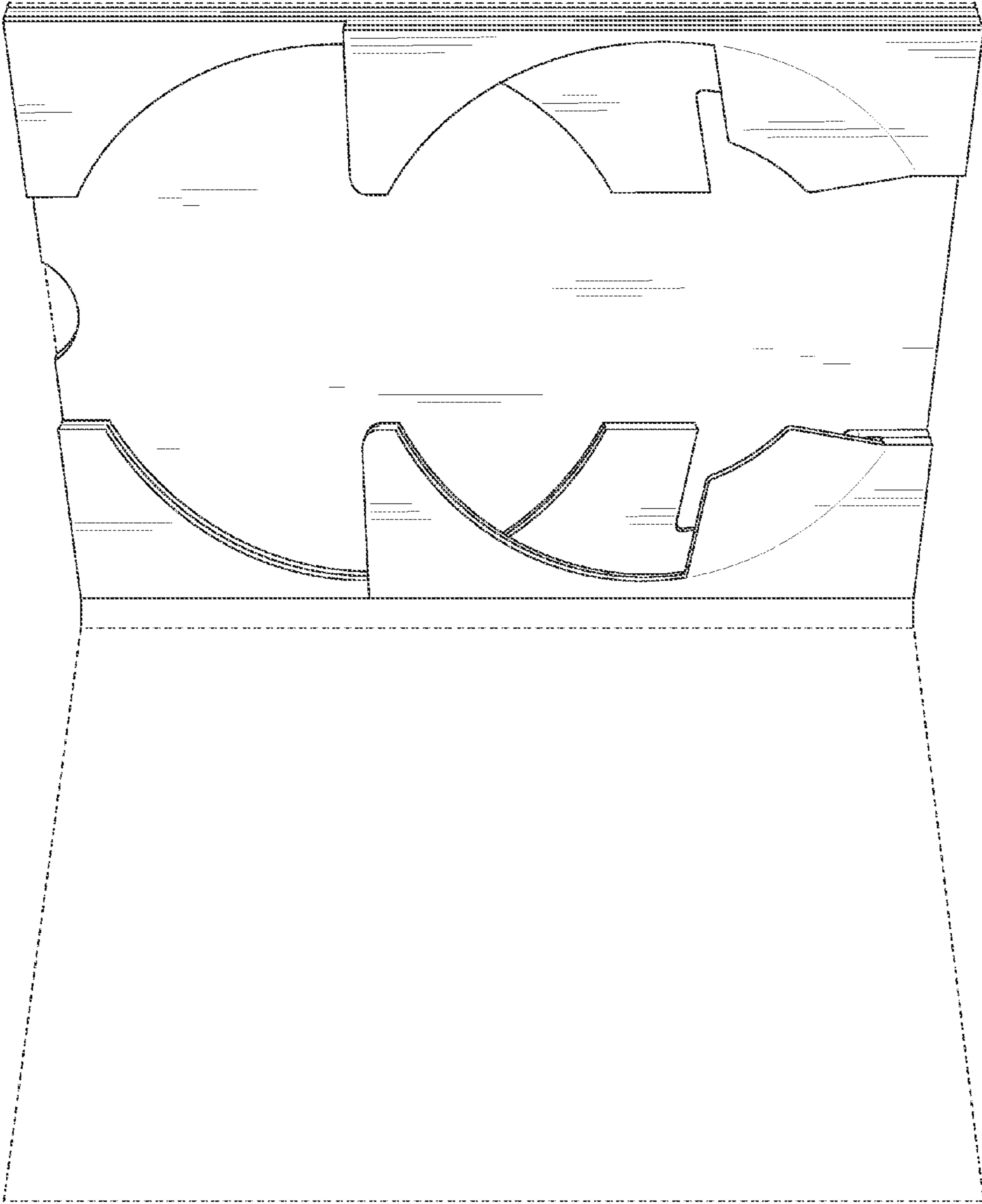


FIG. 1

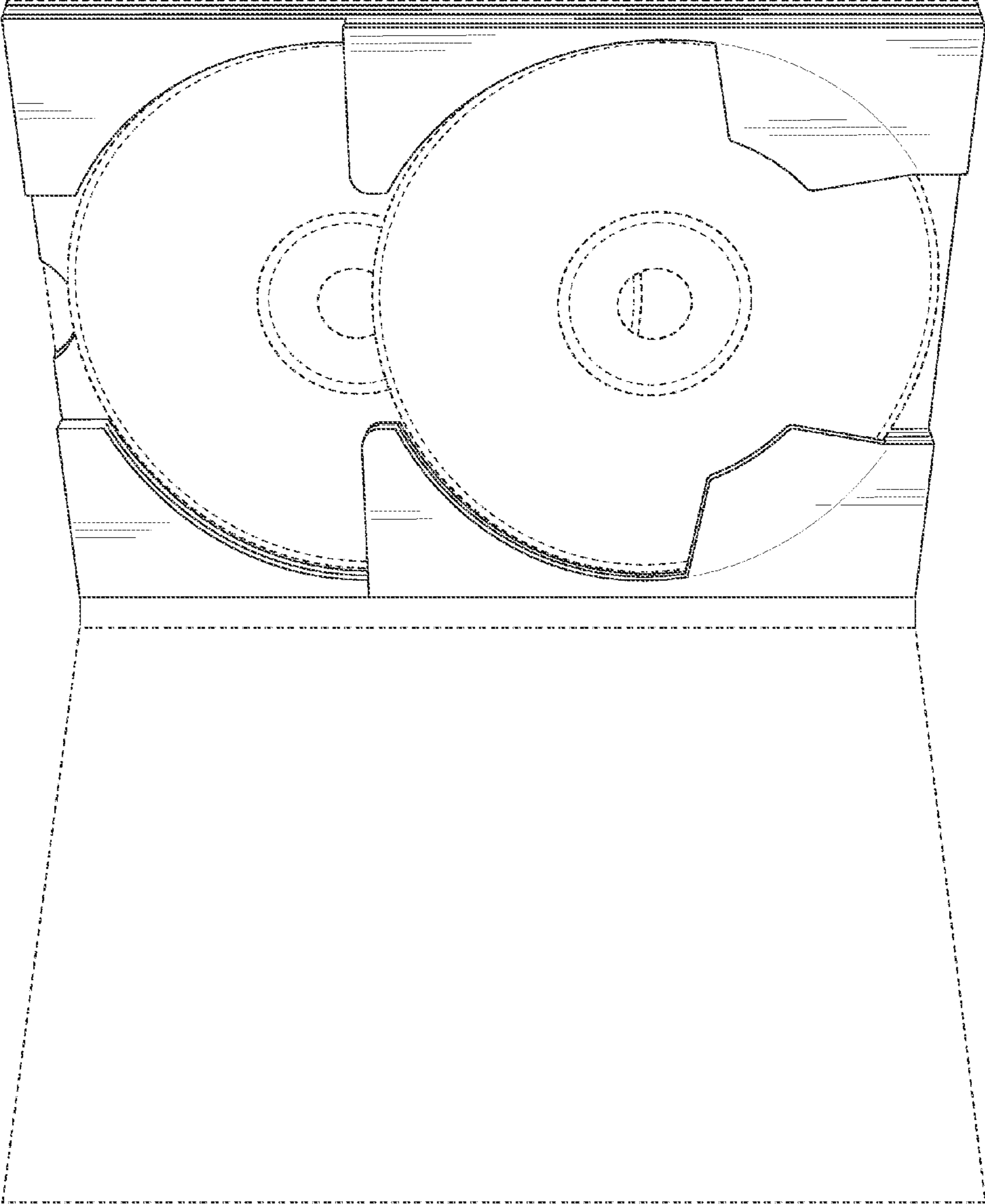


FIG. 2




FIG. 4

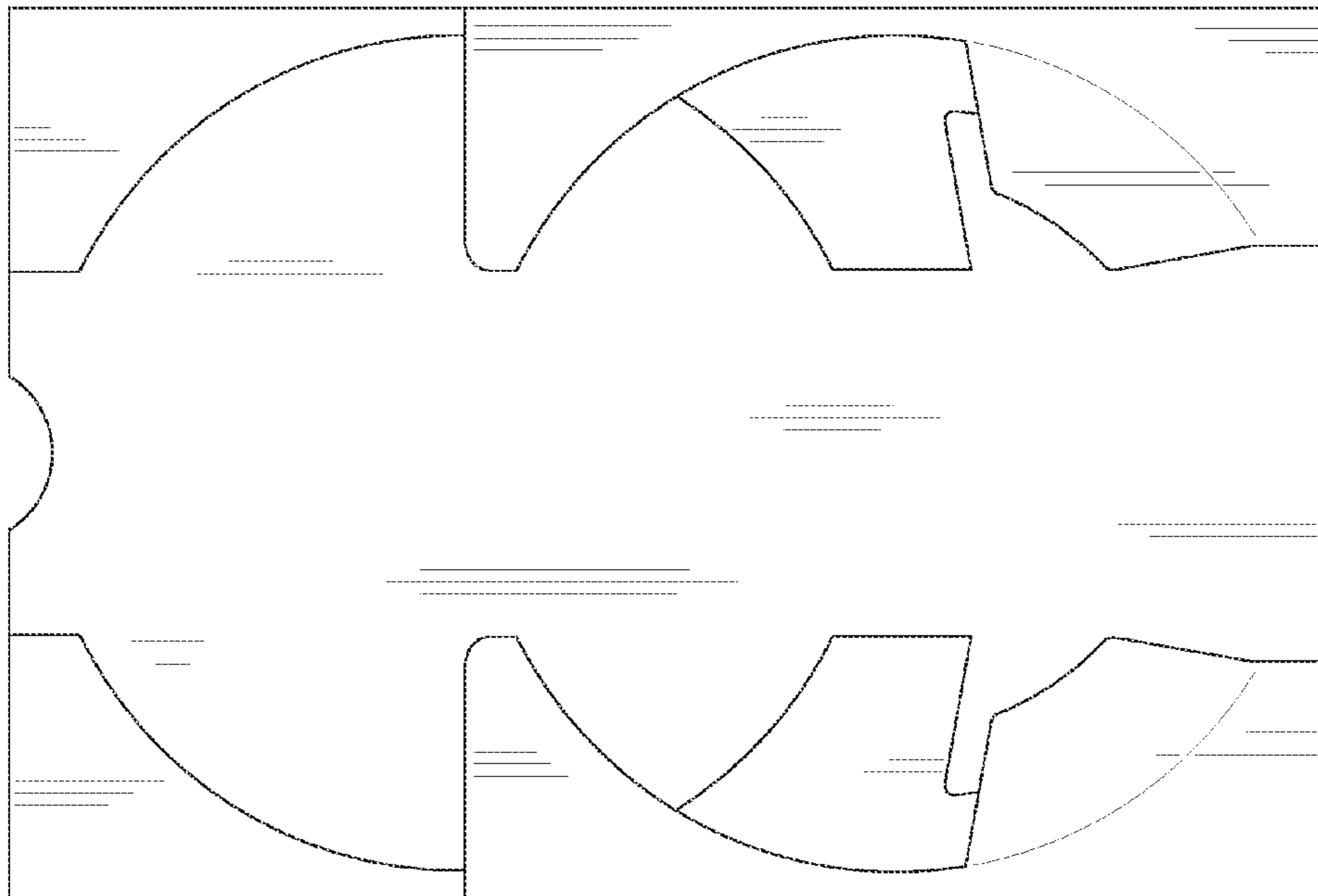


FIG. 3



FIG. 5

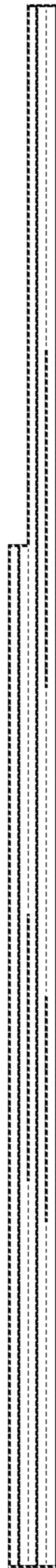


FIG. 6




FIG. 7



FIG. 8