



US00D618474S

(12) **United States Design Patent**
Maddadi

(10) **Patent No.:** **US D618,474 S**
(45) **Date of Patent:** **** Jun. 29, 2010**

(54) **EXTENDABLE TABLE**

(75) Inventor: **Jangir Maddadi**, Kalmar (SE)

(73) Assignee: **Jangir Maddadi AB** (SE)

(**) Term: **14 Years**

(21) Appl. No.: **29/330,439**

(22) Filed: **Jan. 7, 2009**

(30) **Foreign Application Priority Data**

Jul. 7, 2008	(EM)	000965785-0001
Jul. 7, 2008	(EM)	000965785-0002
Jul. 7, 2008	(EM)	000965785-0003
Jul. 7, 2008	(EM)	000965785-0004

(51) **LOC (9) Cl.** **06-03**

(52) **U.S. Cl.** **D6/482**

(58) **Field of Classification Search** D6/480-489,
D6/429-431, 511, 495, 496; 108/150, 151,
108/152, 153.1, 157.1, 161, 64, 66; 248/188,
248/188.1, 188.8

See application file for complete search history.

(56) **References Cited**

U.S. PATENT DOCUMENTS

D349,416 S * 8/1994 Shimogori D6/482

D375,640 S *	11/1996	Marx	D6/482
6,024,024 A *	2/2000	Favaretto	108/64
D427,813 S *	7/2000	Foster	D6/482
7,107,914 B2 *	9/2006	Sherman	108/64
2005/0247241 A1 *	11/2005	Sherman	108/64
2006/0180055 A1 *	8/2006	Mulmed	108/64
2007/0062421 A1 *	3/2007	Sherman	108/64

* cited by examiner

Primary Examiner—Janice E Seeger

(74) *Attorney, Agent, or Firm*—Pepper Hamilton LLP

(57) **CLAIM**

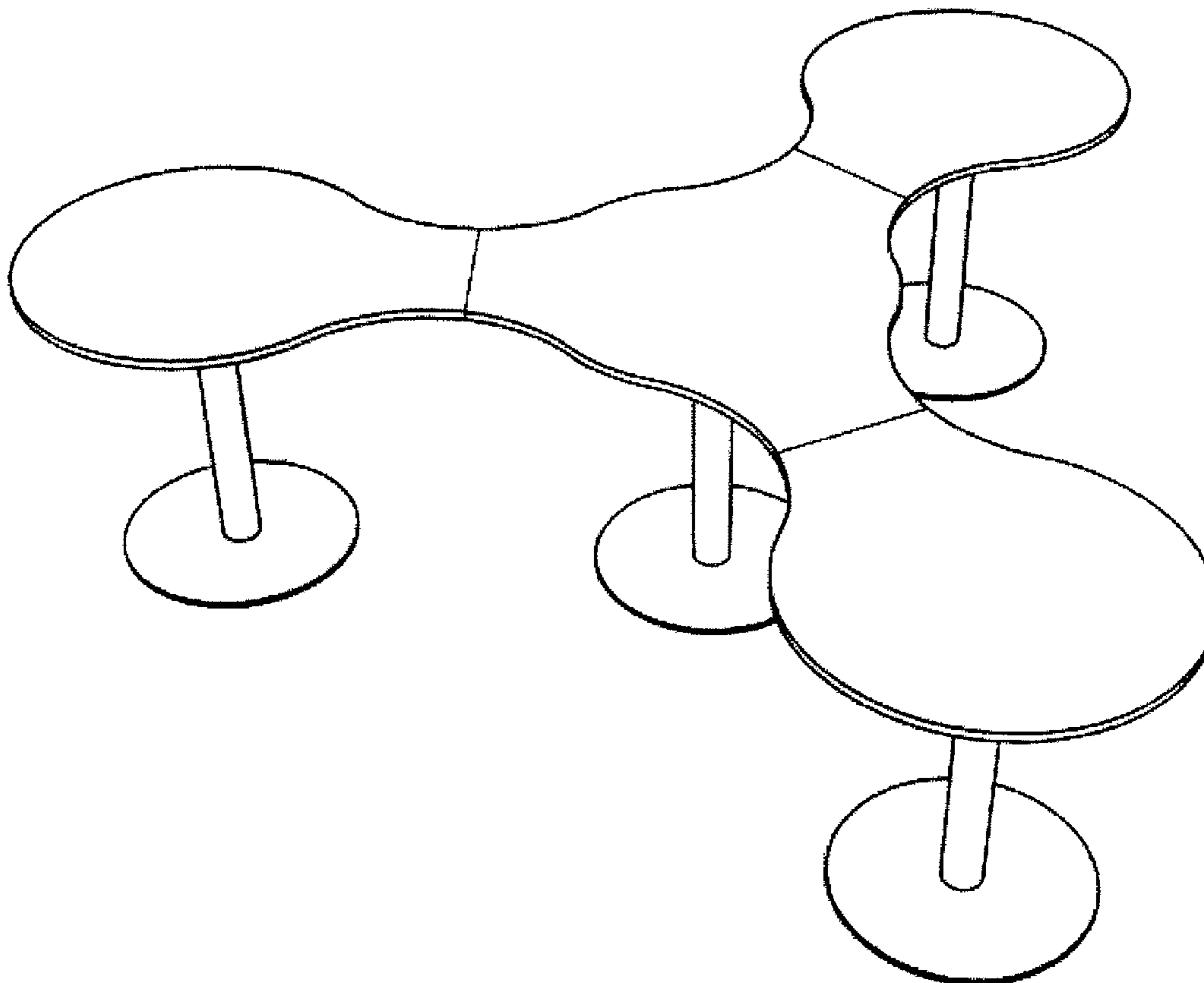
The ornamental design for an extendable table, as shown and described.

DESCRIPTION

FIG. 1 is a top plan view of an extendable table; and, FIG. 2 is a perspective view of an extendable.

The top portions of the four vertical supports that is immediately beneath the table top and not shown forms no part of the claimed design.

1 Claim, 2 Drawing Sheets



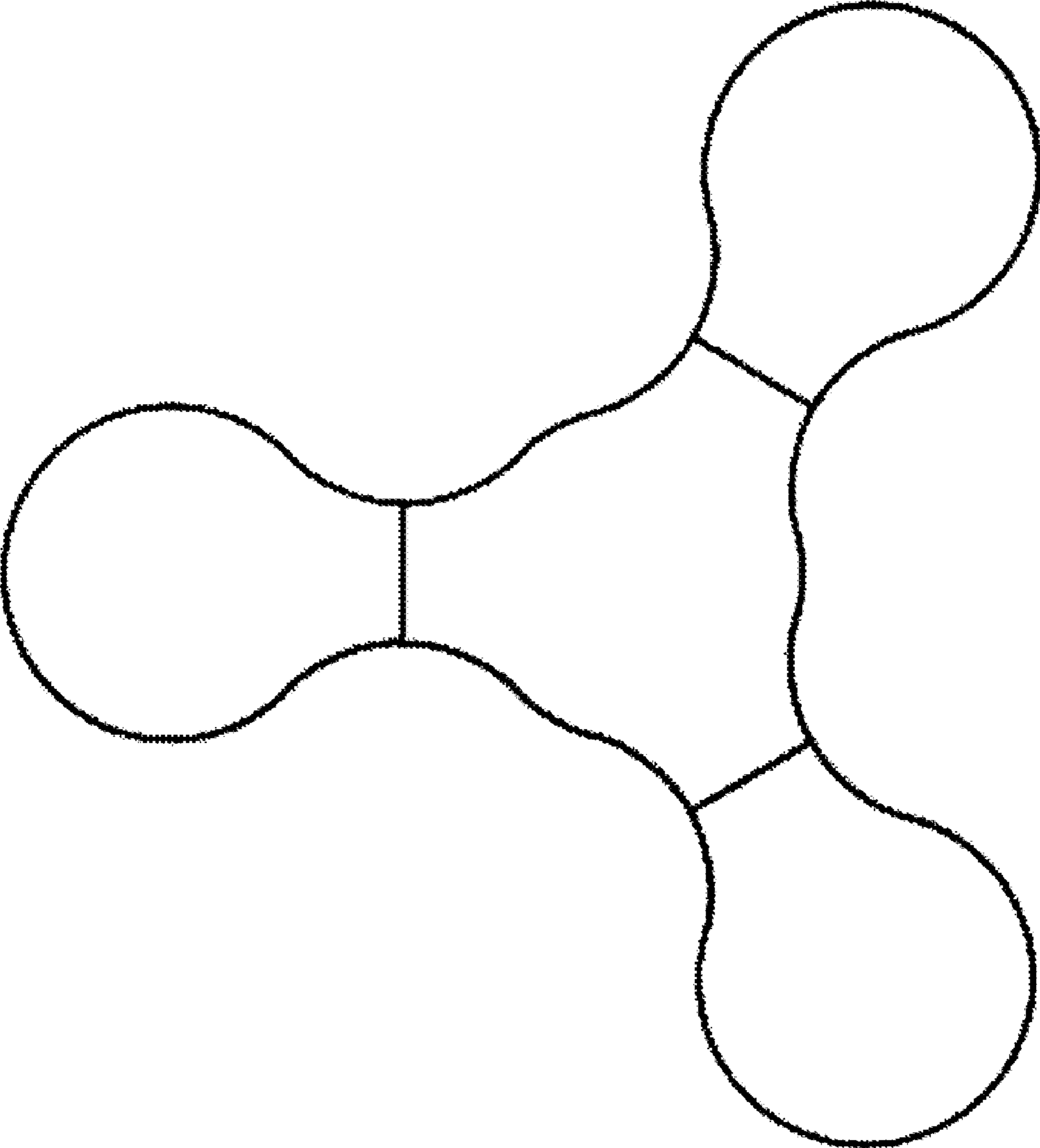


Figure 1

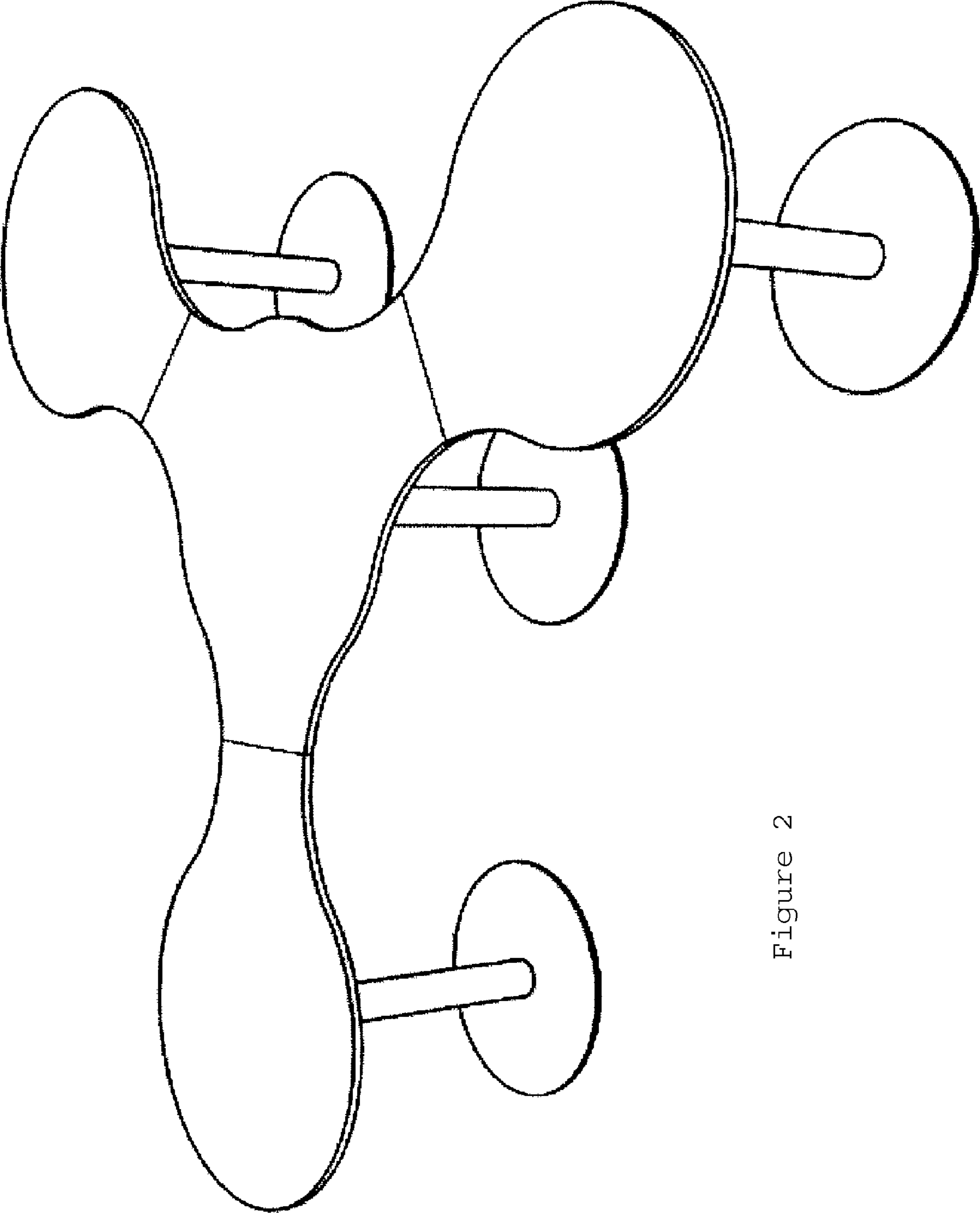


Figure 2