



US00D618471S

(12) **United States Design Patent**
Natuzzi

(10) **Patent No.:** **US D618,471 S**
(45) **Date of Patent:** **** Jun. 29, 2010**

(54) **SOFA**
(75) **Inventor:** **Pasquale Natuzzi**, Santeramo in Colle (IT)
(73) **Assignee:** **Natuzzi S.p.A.** (IT)
(**) **Term:** **14 Years**
(21) **Appl. No.:** **29/345,767**
(22) **Filed:** **Oct. 22, 2009**

D547,084 S 7/2007 Natuzzi
D549,483 S 8/2007 Natuzzi
D552,870 S * 10/2007 Natuzzi D6/381
D577,220 S 9/2008 Natuzzi
D590,169 S * 4/2009 Natuzzi D6/381
D590,179 S 4/2009 Natuzzi
D590,622 S 4/2009 Natuzzi
D597,337 S * 8/2009 Natuzzi D6/381
D600,041 S * 9/2009 Natuzzi D6/381
D600,467 S * 9/2009 Natuzzi D6/381
D600,468 S 9/2009 Natuzzi

(30) **Foreign Application Priority Data**
Apr. 22, 2009 (IT) BA2009O0007

* cited by examiner

Primary Examiner—Sandra Snapp
(74) *Attorney, Agent, or Firm*—St. Onge Steward Johnston & Reens LLC

(51) **LOC (9) Cl.** **06-01**
(52) **U.S. Cl.** **D6/381**
(58) **Field of Classification Search** D6/334,
D6/369, 374, 491, 492, 495, 500–502; 297/63,
297/94, 232, 233, 248, 283.1, 283.2, 535,
297/354.1, 445.1, 446.1, 448.1; 5/12.1, 12.2
See application file for complete search history.

(57) **CLAIM**

The ornamental design for a sofa, as shown and described.

(56) **References Cited**

DESCRIPTION

FIG. 1 is a front perspective view of a sofa in accordance with the new design;

U.S. PATENT DOCUMENTS

D347,747 S * 6/1994 Hopfer D6/381
D489,195 S 5/2004 Natuzzi
D493,299 S * 7/2004 Nicoletti D6/381
D494,376 S 8/2004 Natuzzi
D518,306 S * 4/2006 Natuzzi D6/381
D525,451 S * 7/2006 Natuzzi D6/381
D541,546 S * 5/2007 Natuzzi D6/381
D543,376 S * 5/2007 Ricci D6/381

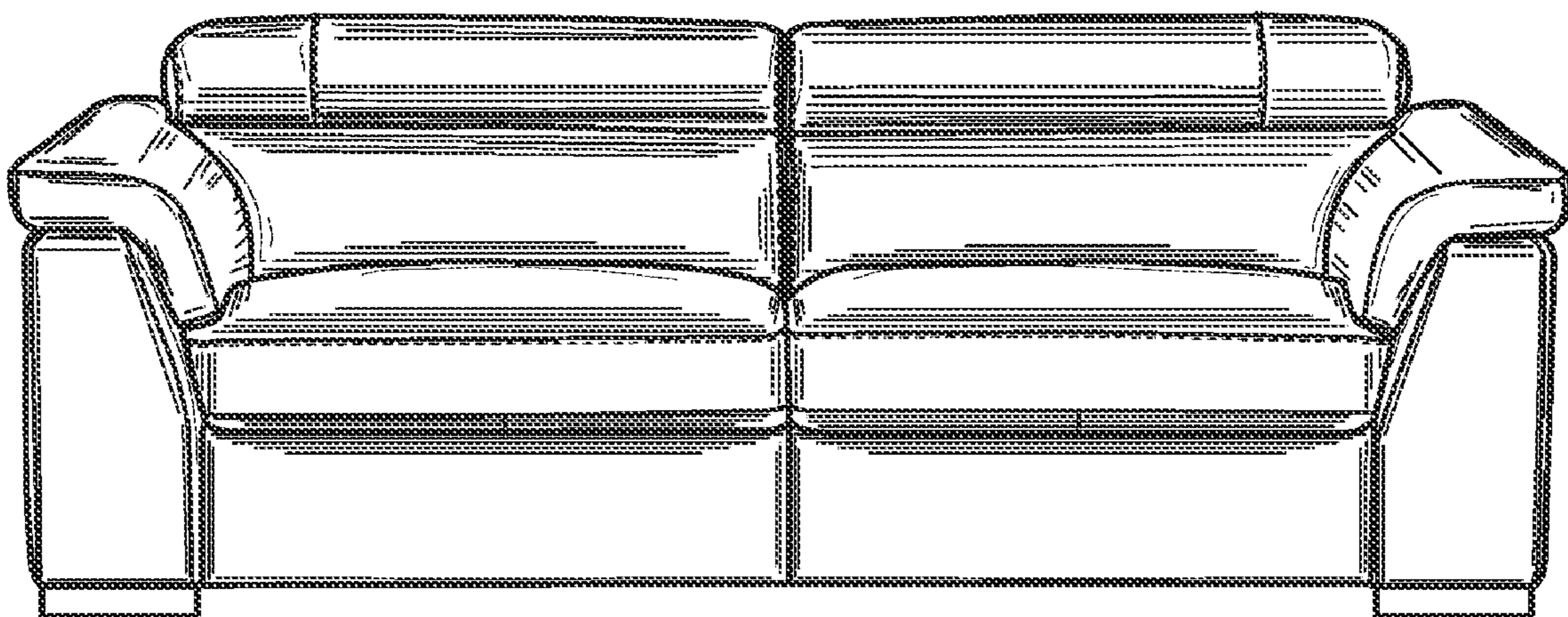
FIG. 2 is a top plan view thereof;

FIG. 3 is a side elevation view thereof, an opposite side elevation view being a mirror image thereof; and,

FIG. 4 is a back perspective view thereof.

The broken lines shown on the sofa are understood to represent stitching. The dotted lines are for illustrative purposes only and form no part of the claimed design.

1 Claim, 2 Drawing Sheets



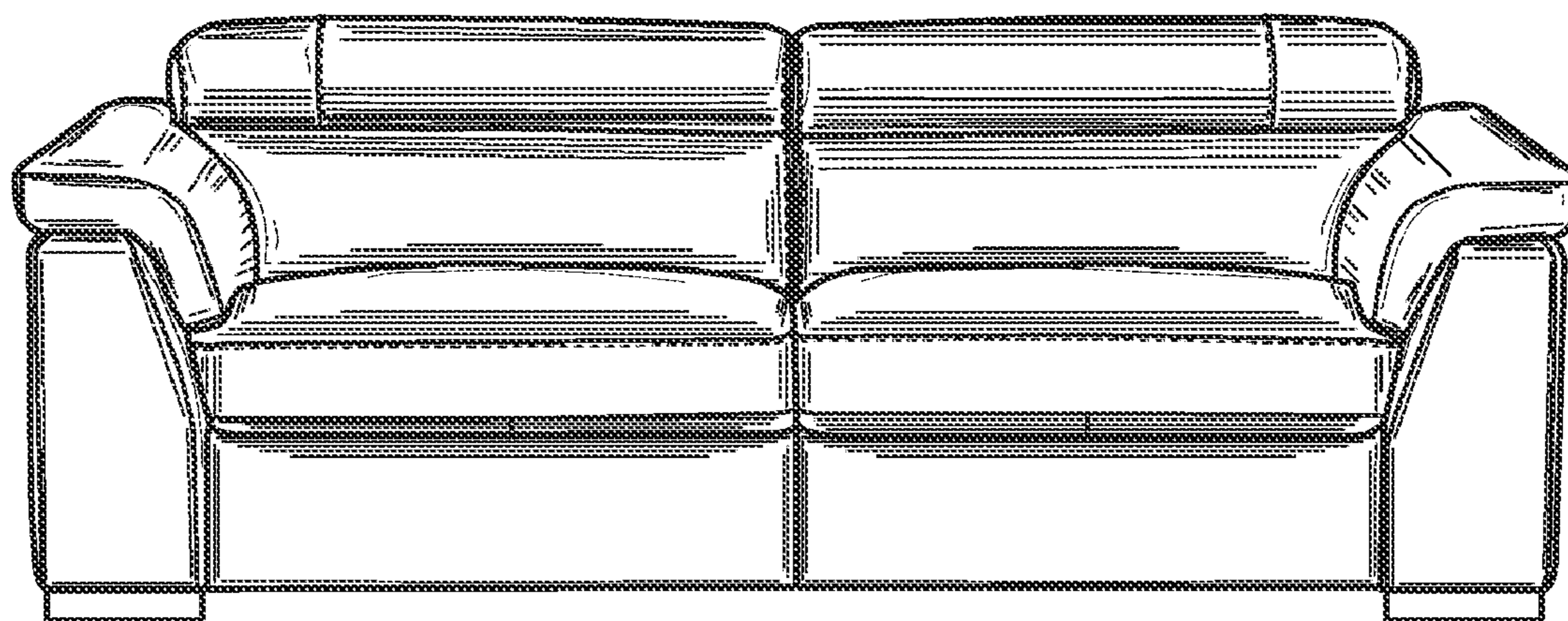


FIG. 1

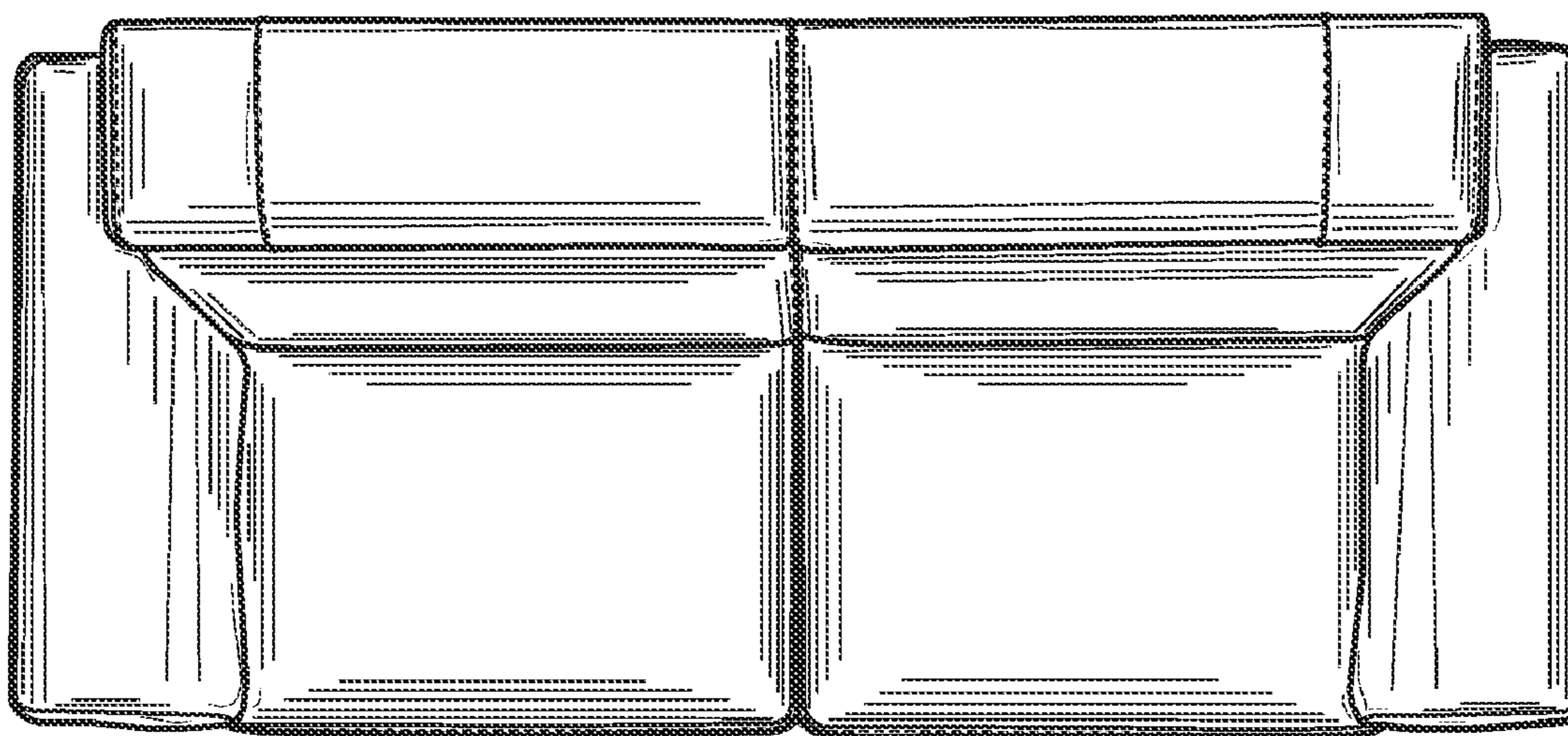


FIG. 2

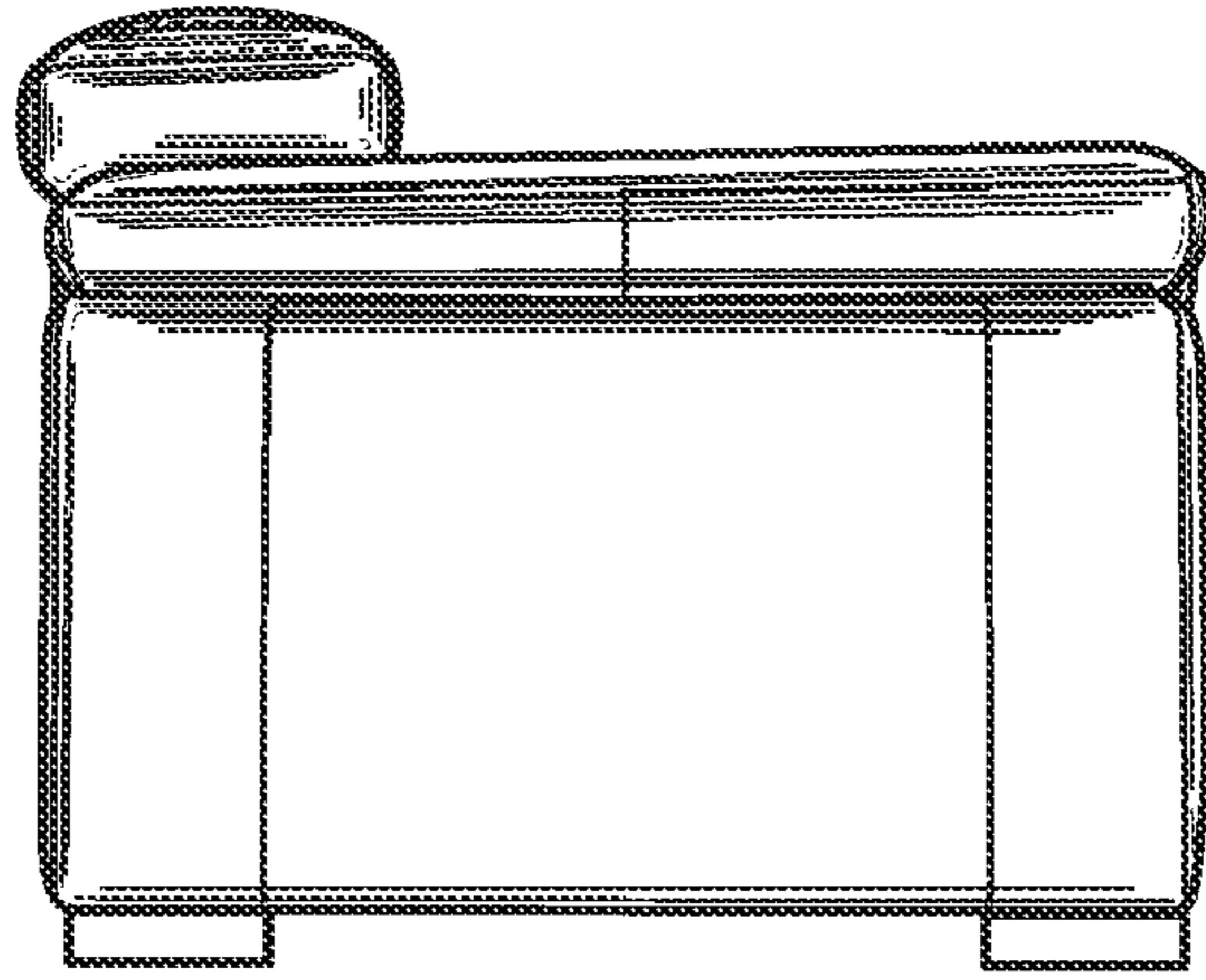


FIG. 3

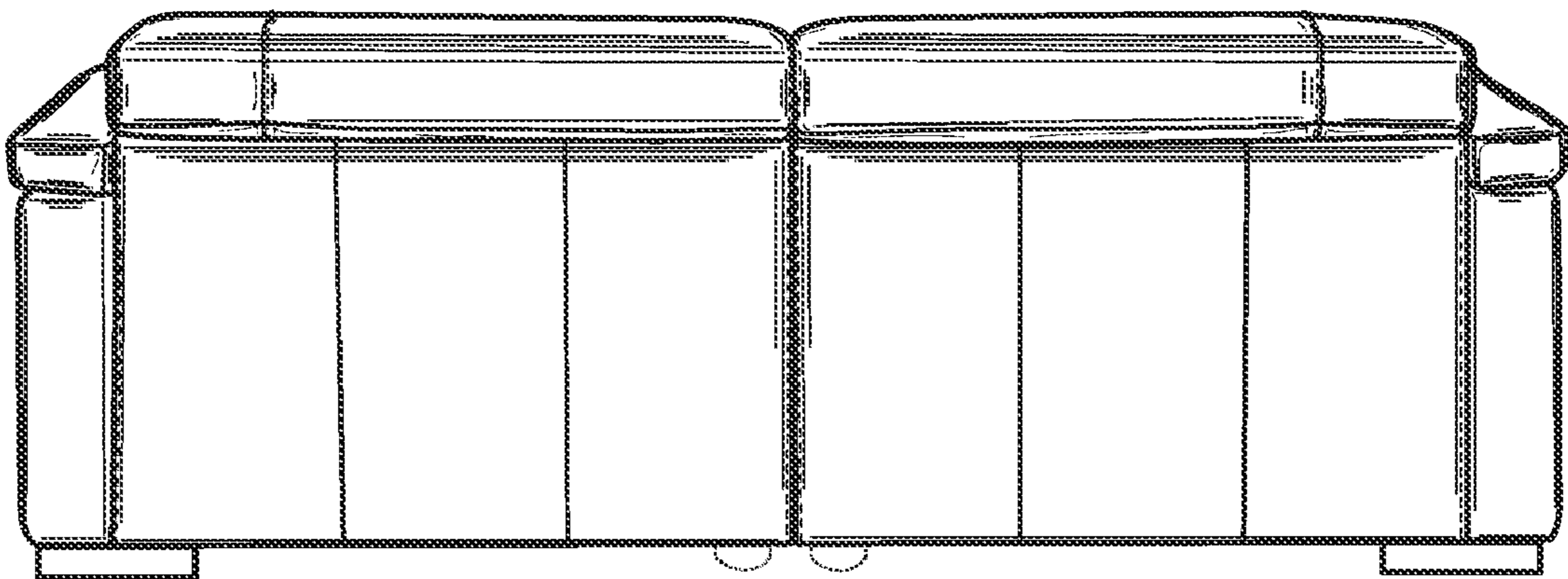


FIG. 4