



US00D618466S

(12) **United States Design Patent**
Cabrera

(10) **Patent No.:** **US D618,466 S**
(45) **Date of Patent:** **** Jun. 29, 2010**

(54) **CONVERTIBLE CHAIR**

(57) **CLAIM**

(76) **Inventor:** **Marcel Cabrera**, 3938 Wyandotte Ave.,
Apartment 2 South, Kansas City, MO
(US) 64111

The ornamental design for a convertible chair, as shown and described.

(**) **Term:** **14 Years**

DESCRIPTION

(21) **Appl. No.:** **29/335,031**

FIG. 1 is a right side elevation view a convertible chair in a folded configuration showing the new design (the left side elevation view of the convertible chair in the folded configuration is a mirror image of the view shown in FIG. 1);

(22) **Filed:** **Apr. 7, 2009**

FIG. 2 is a right side front perspective view of the convertible chair in the folded configuration shown in FIG. 1 (the left side front perspective view of the convertible chair in the folded configuration is a mirror image of the view shown in FIG. 2);

(51) **LOC (9) Cl.** **06-01**

(52) **U.S. Cl.** **D6/335**

(58) **Field of Classification Search** D6/330,
D6/335-338, 340, 349-355, 358, 359, 364,
D6/366, 376, 491, 495, 500-502, 360, 361;
297/16.1, 39, 46, 135, 140, 156, 158.3, 158.4,
297/175, 177, 187, 195.1, 195.11, 211, 245,
297/423.1, 423.16, 445.1, 461, 462

FIG. 3 is a left side rear perspective view of the convertible chair in the folded configuration shown in FIG. 1 (the right side rear perspective view of the convertible chair in the folded configuration is a mirror image of the view shown in FIG. 3);

See application file for complete search history.

FIG. 4 is a right side front perspective view of the convertible chair shown in FIG. 1 in an unfolded configuration (the left side front perspective view of the convertible chair in the unfolded configuration is a mirror image of the view shown in FIG. 4); and,

(56) **References Cited**

U.S. PATENT DOCUMENTS

D116,558 S *	9/1939	Flicks	D6/361
D167,450 S *	8/1952	Duke	D6/361
D169,245 S	4/1953	Duke		
D220,952 S *	6/1971	Petersen	D6/360
D255,959 S	7/1980	Mitchell		
D274,576 S *	7/1984	Tiffany	D6/335
D312,735 S	12/1990	Hoffmann		
D366,966 S *	2/1996	Bonaddio et al.	D6/335
D372,367 S *	8/1996	Bonaddio et al.	D6/375
D503,855 S *	4/2005	Best	D6/335
D518,301 S *	4/2006	Ng et al.	D6/335

FIG. 5 is a left side rear perspective view of the convertible chair shown in FIG. 1 in the unfolded configuration (the right side rear perspective view of the convertible chair in the unfolded configuration is a mirror image of the view shown in FIG. 5).

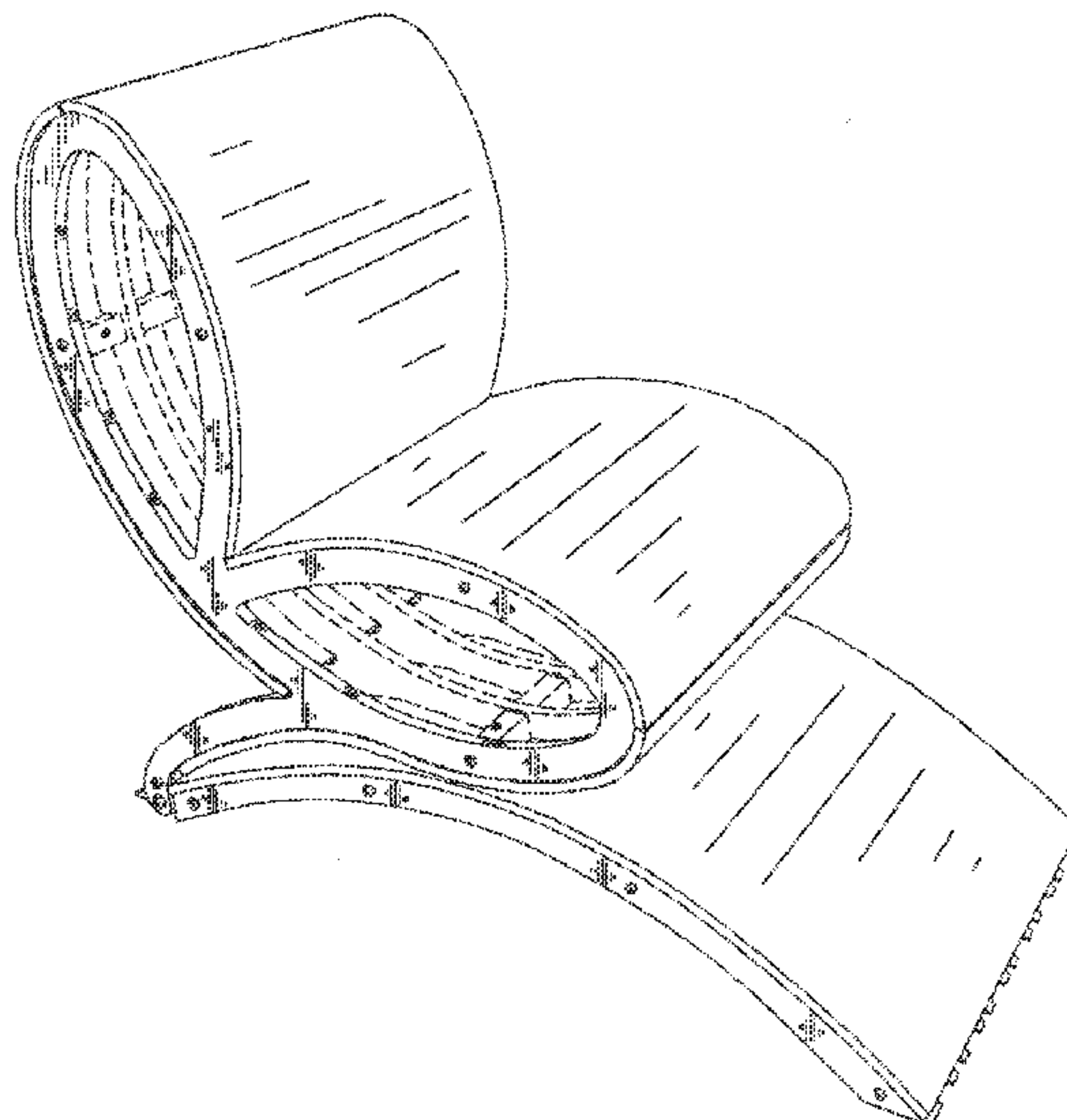
* cited by examiner

The broken lines shown in the drawings are for illustrative purposes only and form no part of the claimed design.

Primary Examiner—Sandra Snapp
(74) *Attorney, Agent, or Firm*—Sonnenschein Nath &
Rosenthal LLP; Adam C. Rehm; Bryan P. Stanley

Applicant specifically disclaims any interior surface ornamentation, such as but not limited to connection means such as screws, interior slats, grooves between parts, and any other features apart from the primary outer surface of the convertible chair, all of which form no part of the claimed design.

1 Claim, 3 Drawing Sheets



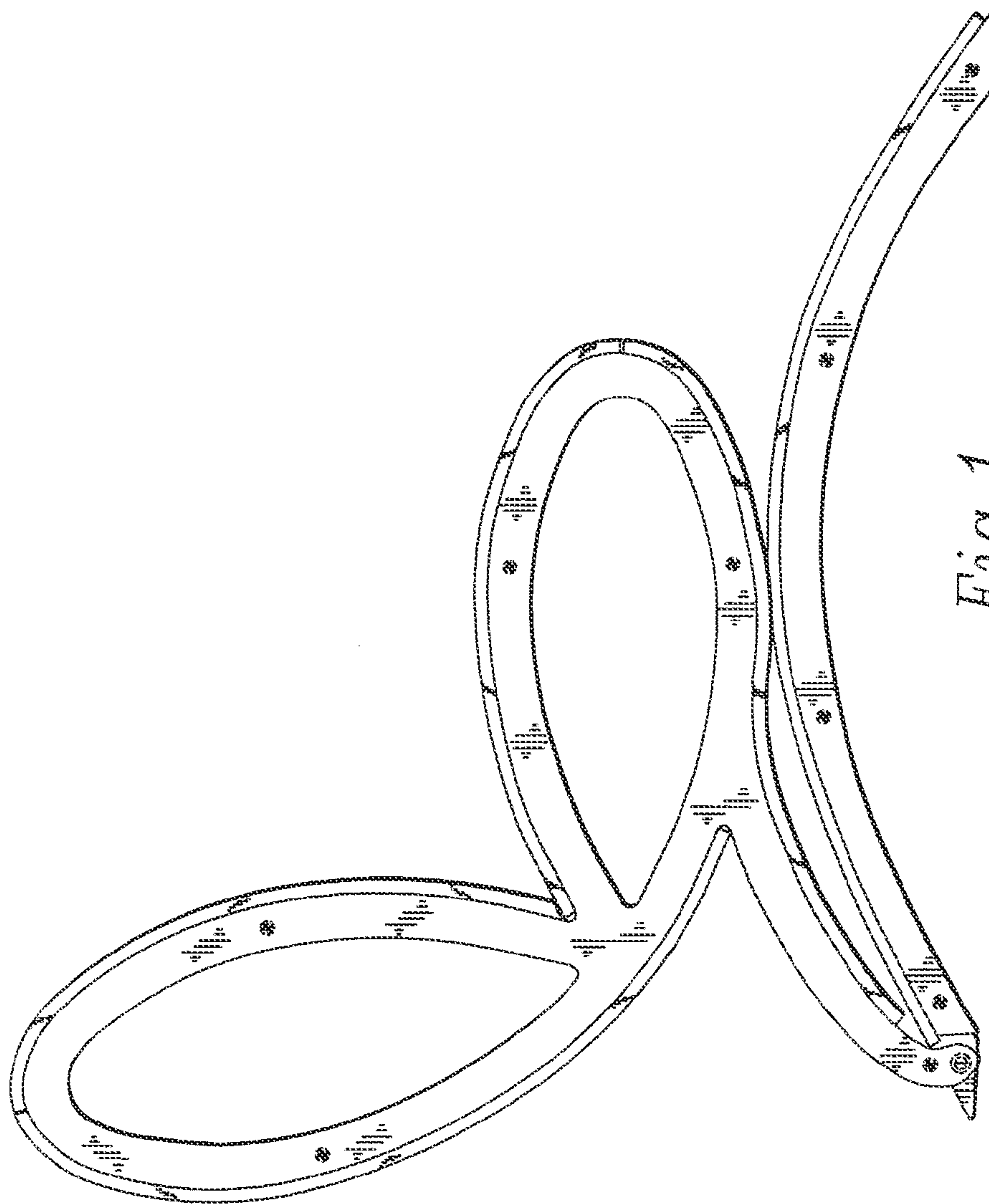


Fig. 1.

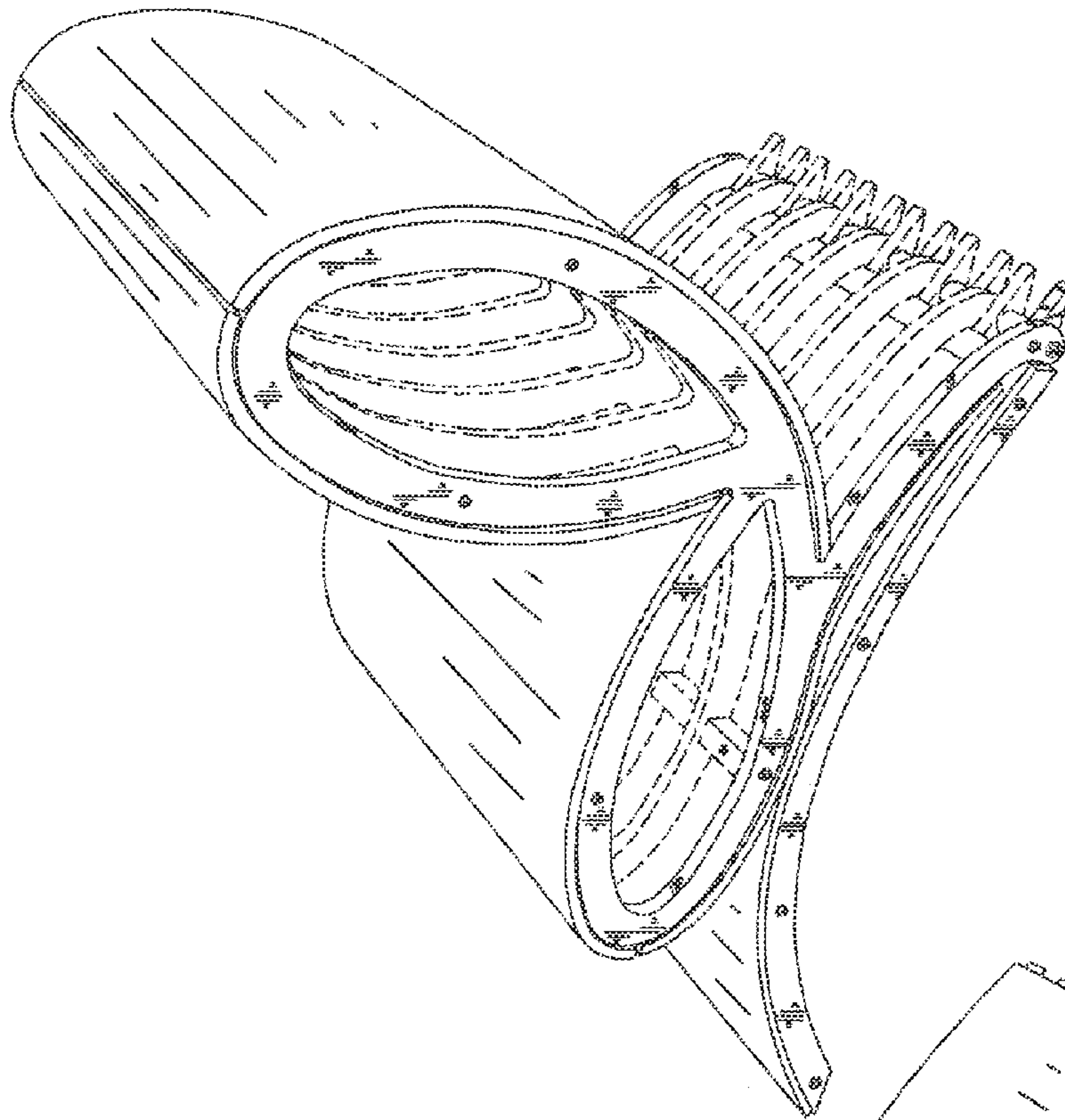


Fig. 3.

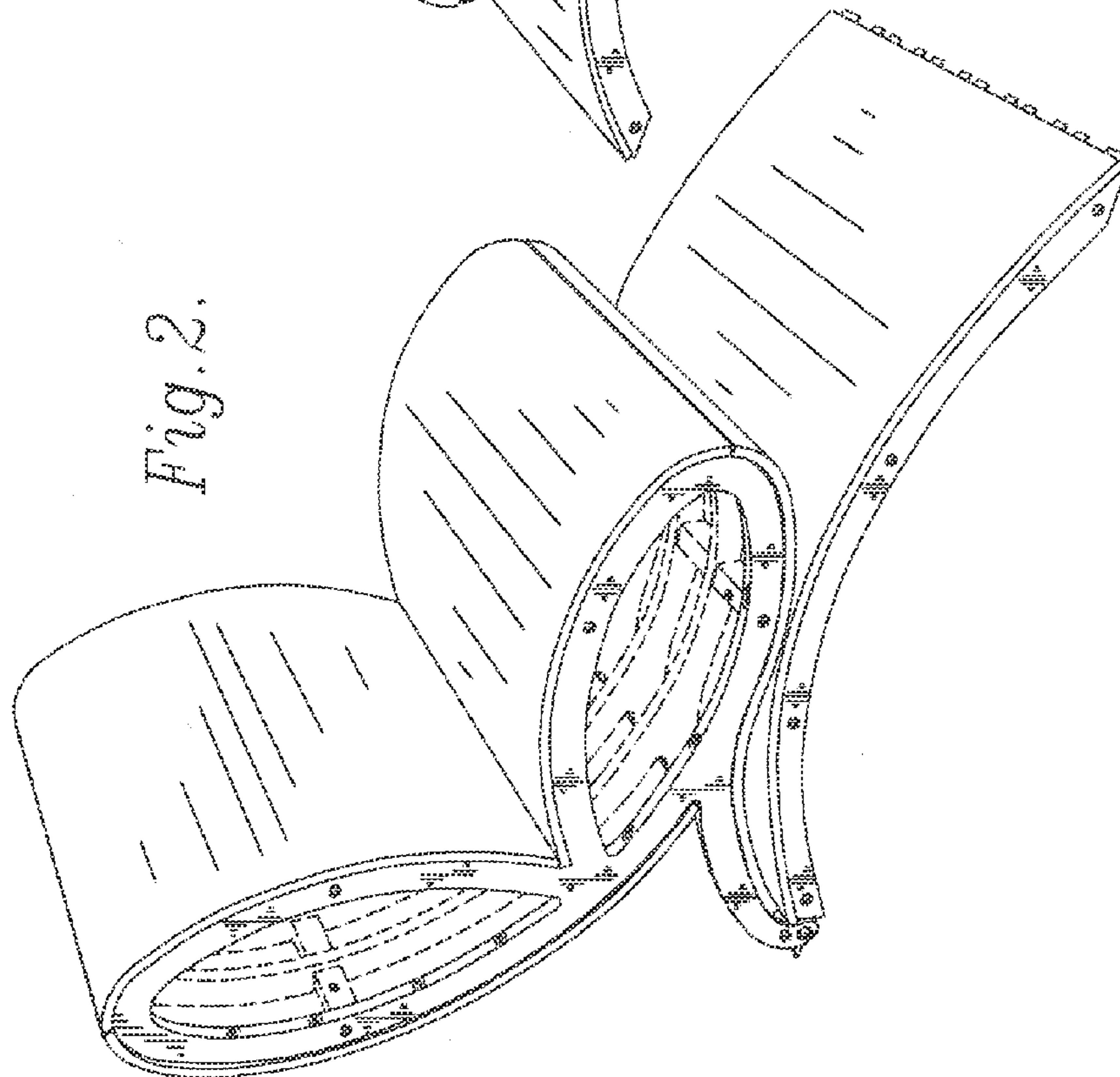


Fig. 2.

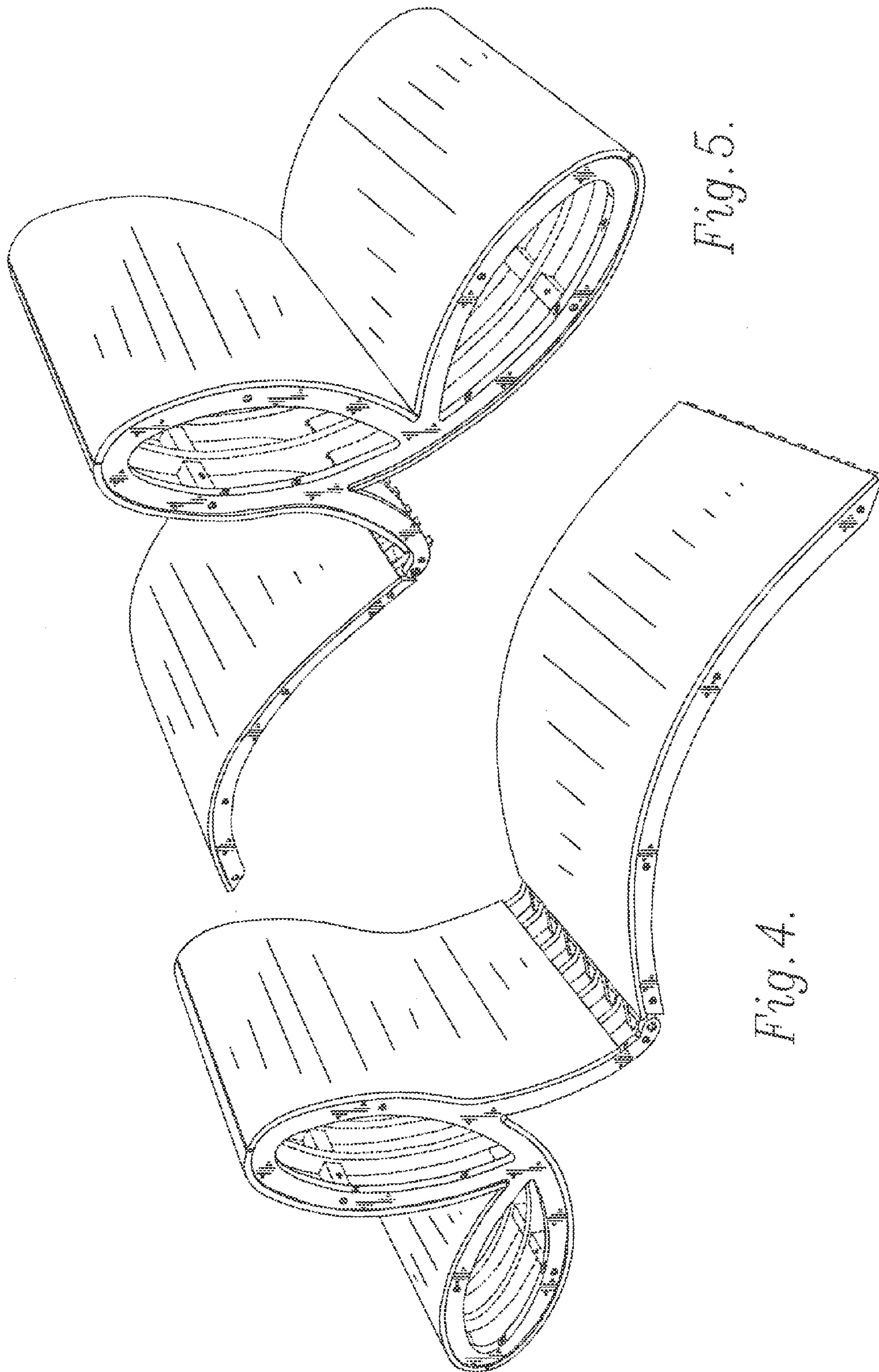


Fig. 5.

Fig. 4.