



US00D618465S

(12) **United States Design Patent**
Niccol

(10) **Patent No.:** **US D618,465 S**
(45) **Date of Patent:** **** Jun. 29, 2010**

(54) **PORTION OF A CLOTHES HANGER**

D547,557 S * 7/2007 Wu D6/328
D554,378 S * 11/2007 Niederer D6/328
D583,575 S * 12/2008 Goldman et al. D6/328

(75) Inventor: **Andrew Grant Niccol**, London (GB)

(73) Assignee: **Braitrim (UK) Limited**, London (GB)

* cited by examiner

(**) Term: **14 Years**

Primary Examiner—Shanda C Hill

(21) Appl. No.: **29/327,466**

(74) *Attorney, Agent, or Firm*—Scully, Scott, Murphy & Presser, P.C.

(22) Filed: **Nov. 6, 2008**

(57) **CLAIM**

(30) **Foreign Application Priority Data**

The ornamental design for a portion of a clothes hanger, as shown and described.

May 7, 2008 (EM) 000933502-0011
May 7, 2008 (EM) 000933502-0027

DESCRIPTION

(51) **LOC (9) Cl.** **06-08**

FIG. 1 is a front view of the portion of a clothes hanger showing my new and ornamental design;

(52) **U.S. Cl.** **D6/328**

FIG. 2 is a right side view thereof;

(58) **Field of Classification Search** D6/315,
D6/328; 211/1, 13.1, 85.3; 223/85-98
See application file for complete search history.

FIG. 3 is a left side view thereof;

FIG. 4 is a top plan view thereof;

FIG. 5 is a bottom plan view thereof;

FIG. 6 is a rear view thereof; and,

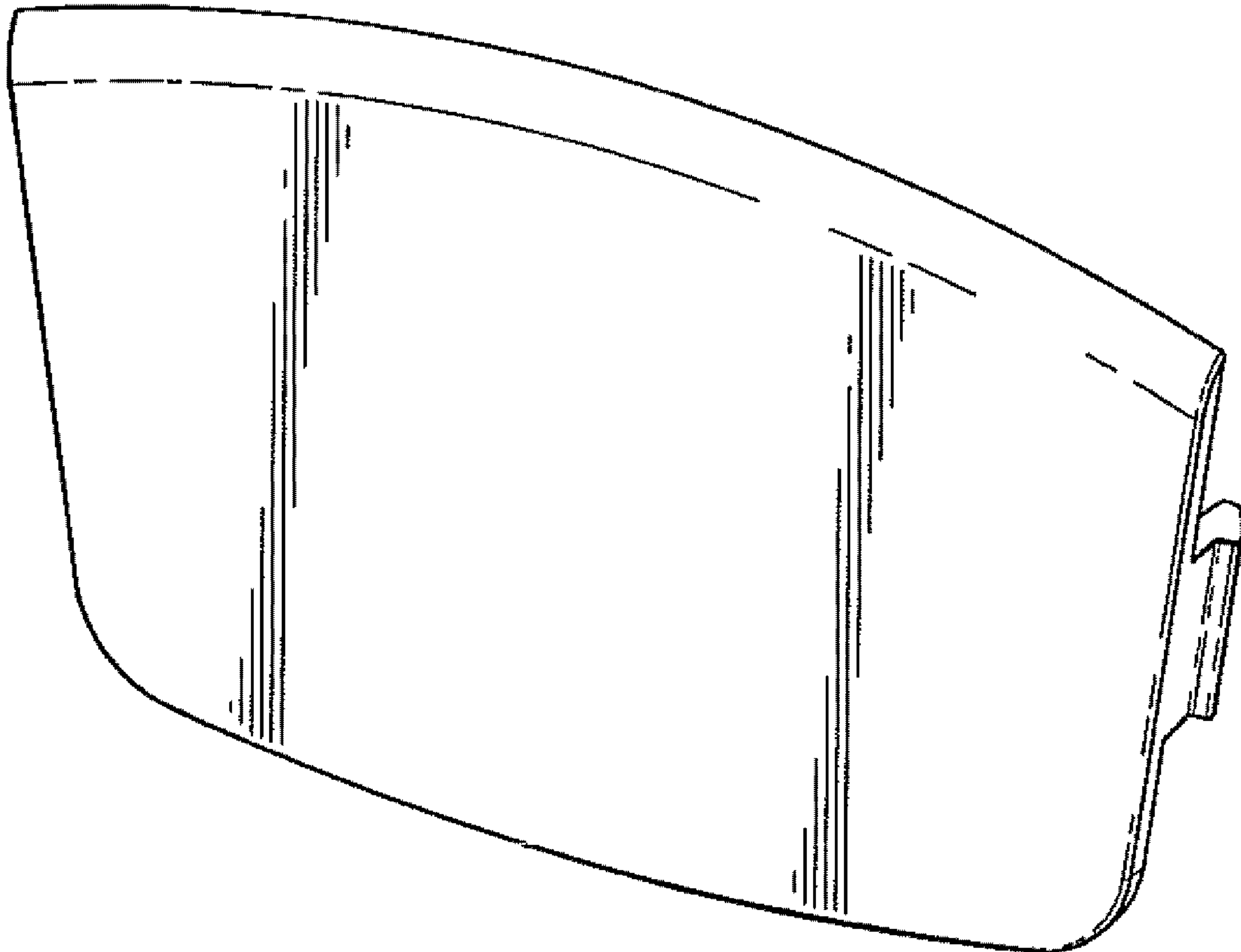
FIG. 7 is a front and side perspective view thereof.

(56) **References Cited**

U.S. PATENT DOCUMENTS

D282,982 S * 3/1986 Kodet D6/328
D528,807 S * 9/2006 Mainetti D6/328
D536,181 S * 2/2007 Wu D6/328

1 Claim, 7 Drawing Sheets



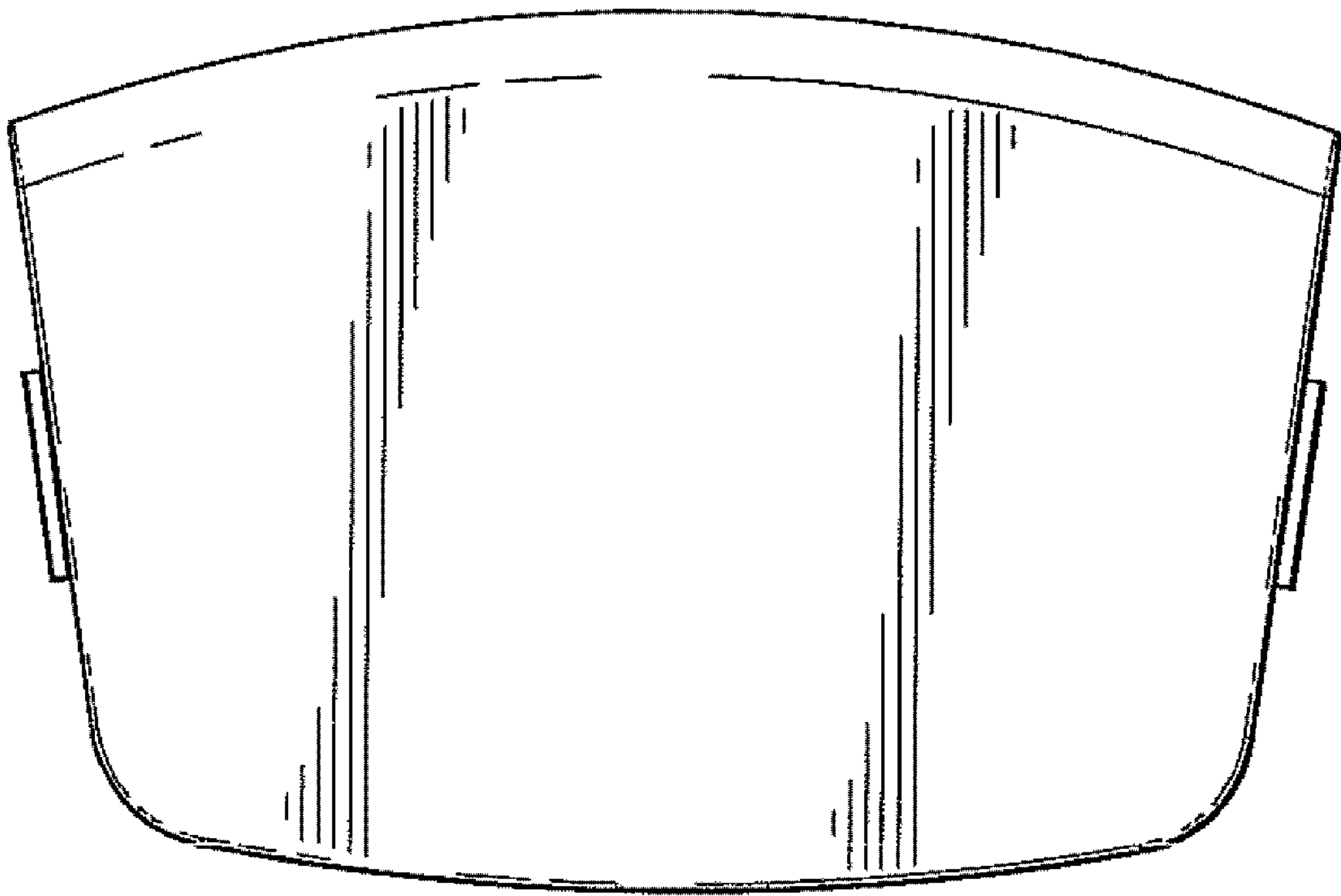


FIG. 1



FIG. 2

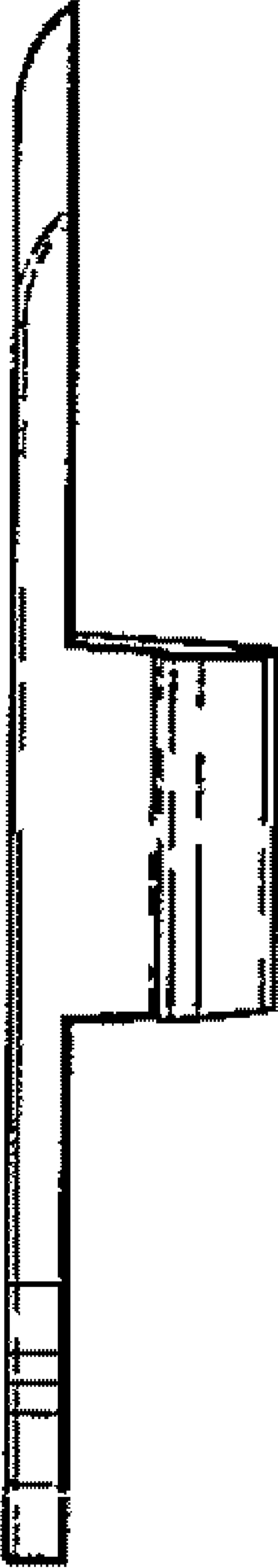


FIG. 3



FIG. 4




FIG. 5

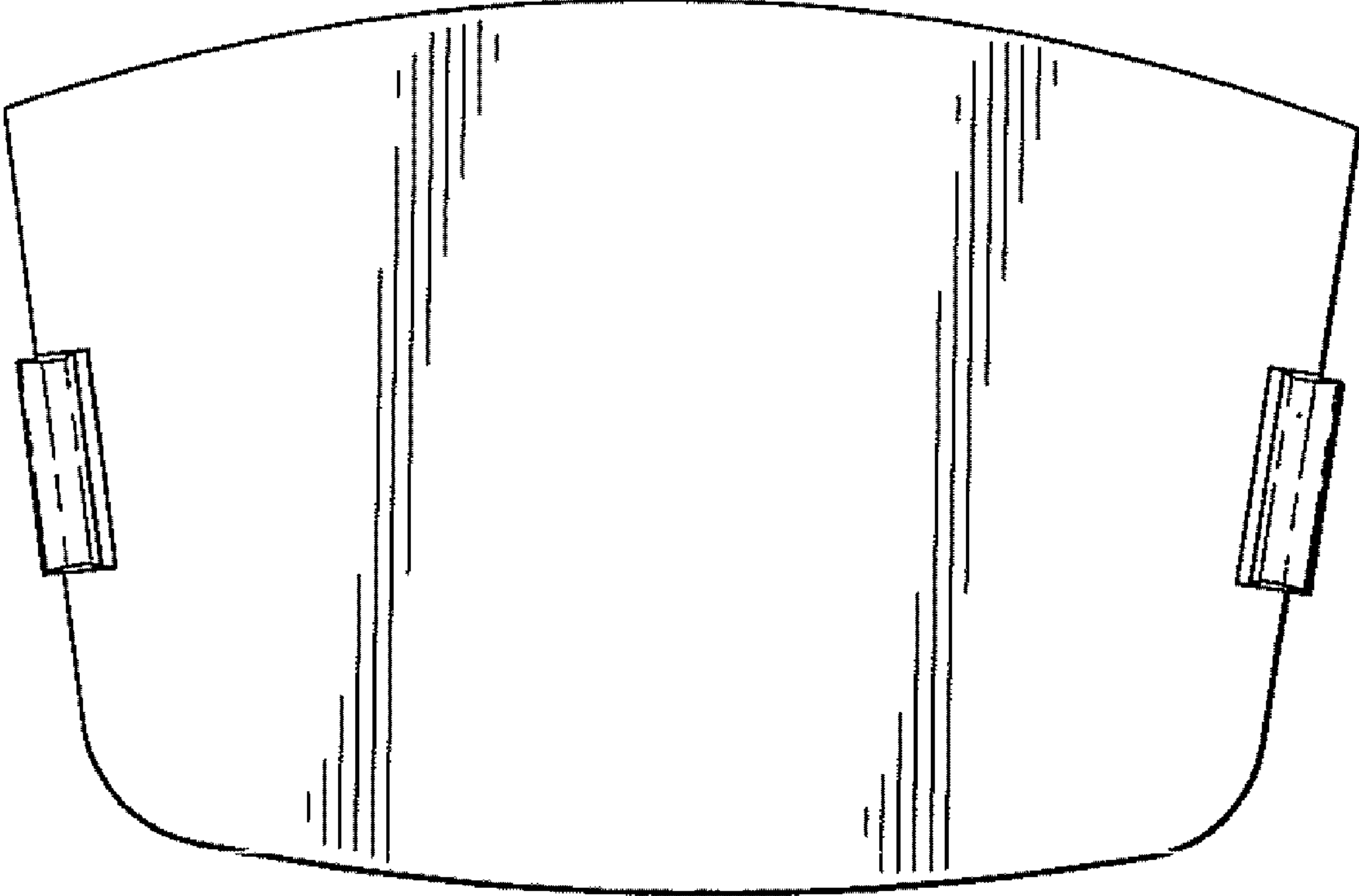


FIG. 6

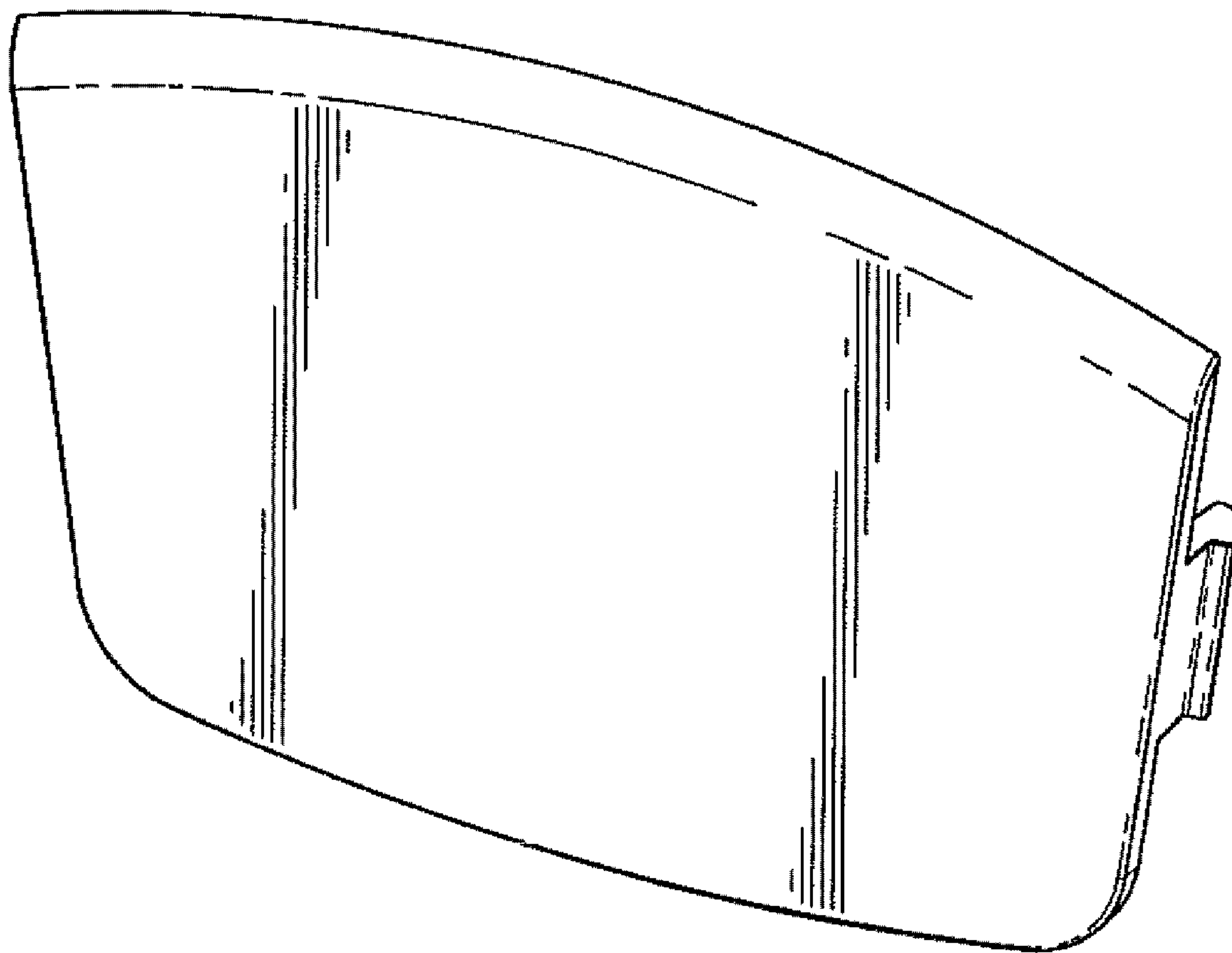


FIG. 7