



US00D618457S

(12) **United States Design Patent**  
**Guyon et al.**

(10) **Patent No.:** **US D618,457 S**  
(45) **Date of Patent:** **\*\* Jun. 29, 2010**

(54) **HANDBAG**

(75) Inventors: **Isabelle Guyon**, Paris (FR); **Sophie Delafontaine**, Paris (FR); **Philippe Cassegrain**, Paris (FR)

(73) Assignee: **S.A.S. Jean Cassegrain**, Paris (FR)

(\*\*) Term: **14 Years**

(21) Appl. No.: **29/350,149**

(22) Filed: **Nov. 12, 2009**

(30) **Foreign Application Priority Data**

Jun. 11, 2009 (EM) ..... 001544206

(51) **LOC (9) Cl.** ..... **03-01**

(52) **U.S. Cl.** ..... **D3/243**

(58) **Field of Classification Search** ..... D3/232-233,  
D3/240-246, 318, 324; 150/100, 103-110,  
150/113-114, 118-119

See application file for complete search history.

(56) **References Cited**

**U.S. PATENT DOCUMENTS**

D77,011 S	*	11/1928	Lodewick	.....	D3/235
D107,457 S	*	12/1937	Rubin	.....	D3/325
D145,005 S	*	6/1946	Calem	.....	D3/235
D162,008 S	*	2/1951	Chase	.....	D3/235
D451,669 S		12/2001	Guyon		
D452,072 S		12/2001	Guyon		
D462,167 S		9/2002	Guyon		
D489,891 S		5/2004	Guyon		
D489,894 S		5/2004	Guyon		
D490,607 S		6/2004	Guyon		
D490,608 S		6/2004	Guyon		
D490,976 S		6/2004	Delafontaine		
D501,315 S		2/2005	Delafontaine		

D501,316 S	2/2005	Guyon
D501,317 S	2/2005	Guyon
D501,599 S	2/2005	Guyon
D501,717 S	2/2005	Guyon
D530,083 S	10/2006	Guyon
D530,511 S	10/2006	Guyon
D530,910 S	10/2006	Guyon
D531,403 S	11/2006	Guyon
D531,796 S	11/2006	Guyon
D533,345 S	12/2006	Guyon
D533,996 S	12/2006	Cassegrain
D534,350 S	1/2007	Guyon
D535,819 S	1/2007	Guyon
D539,535 S	4/2007	Guyon
D570,105 S	6/2008	Guyon
D570,107 S	6/2008	Guyon
D595,050 S	6/2009	Guyon

\* cited by examiner

*Primary Examiner*—Holly H Baynham

(74) *Attorney, Agent, or Firm*—Gottlieb, Rackman & Reisman, P.C.

(57) **CLAIM**

The ornamental design for a handbag, as shown and described.

**DESCRIPTION**

FIG. 1 is a front elevation view of our new design;

FIG. 2 is a rear elevation view thereof;

FIG. 3 is a right side elevation view thereof;

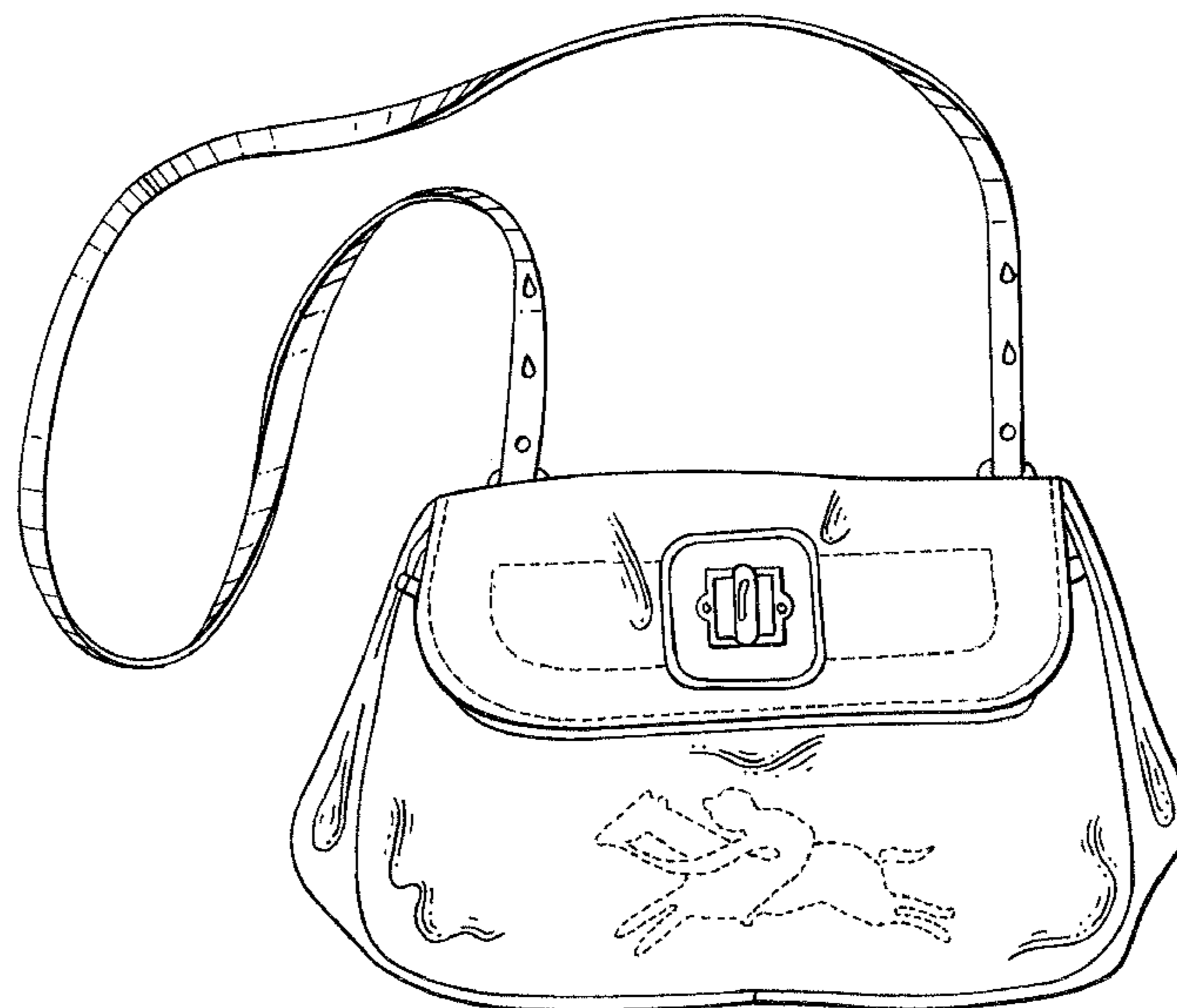
FIG. 4 is a left side elevation view thereof;

FIG. 5 is a bottom plan view thereof; and,

FIG. 6 is a top plan view thereof.

The broken line indicates stitching, which stitching is a claimed feature of our design.

**1 Claim, 4 Drawing Sheets**



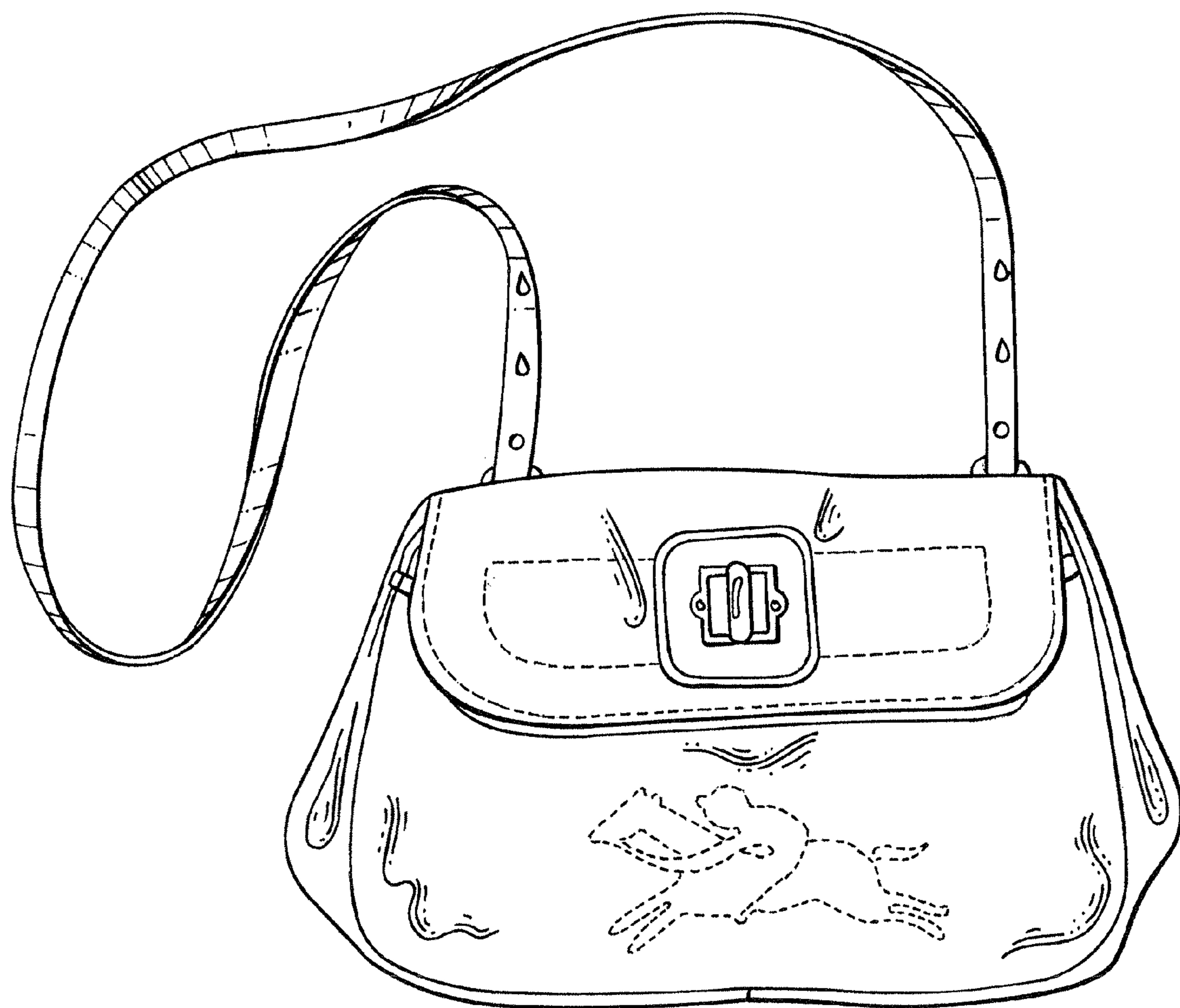


FIG. 1

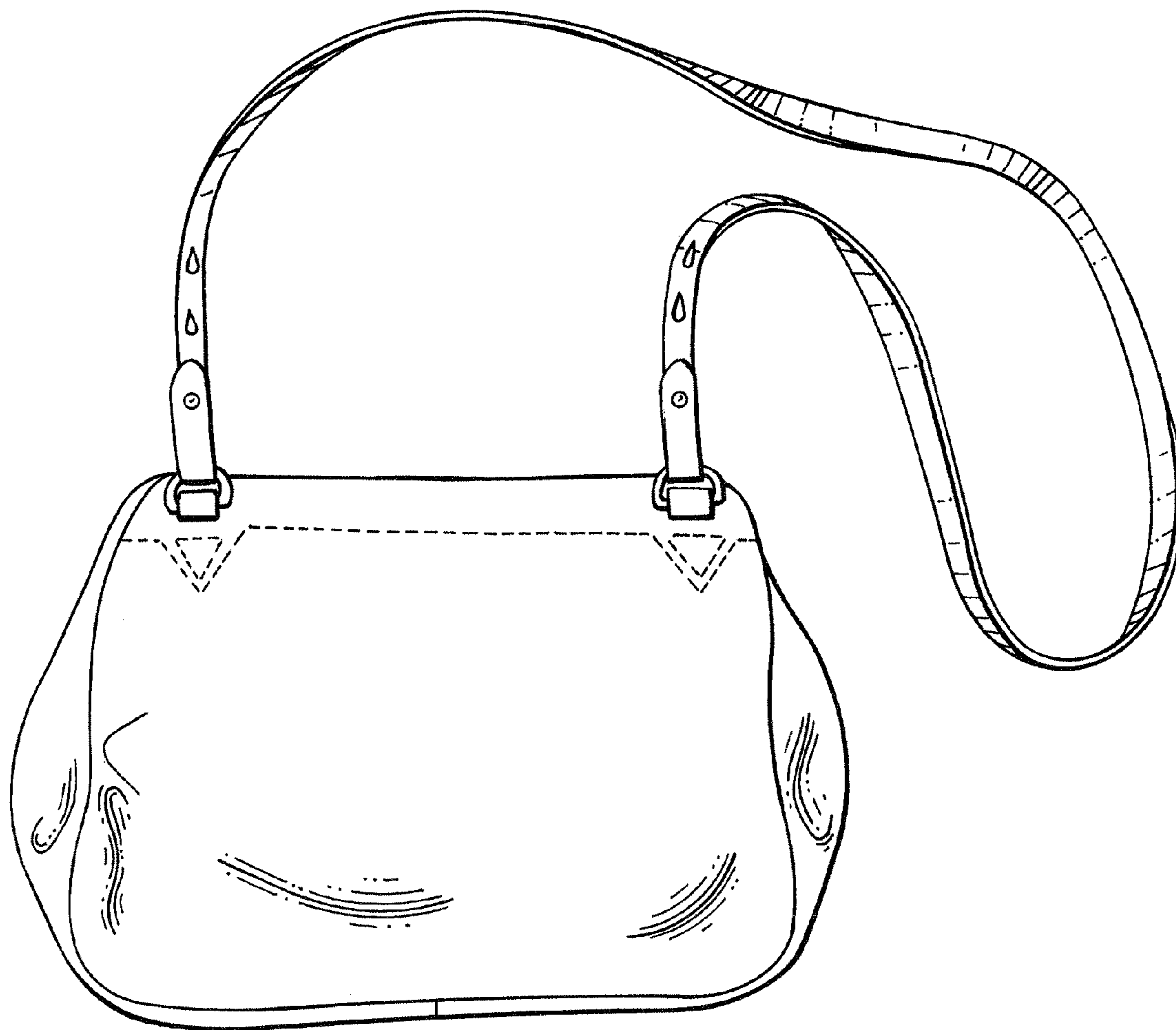


FIG. 2

FIG. 3

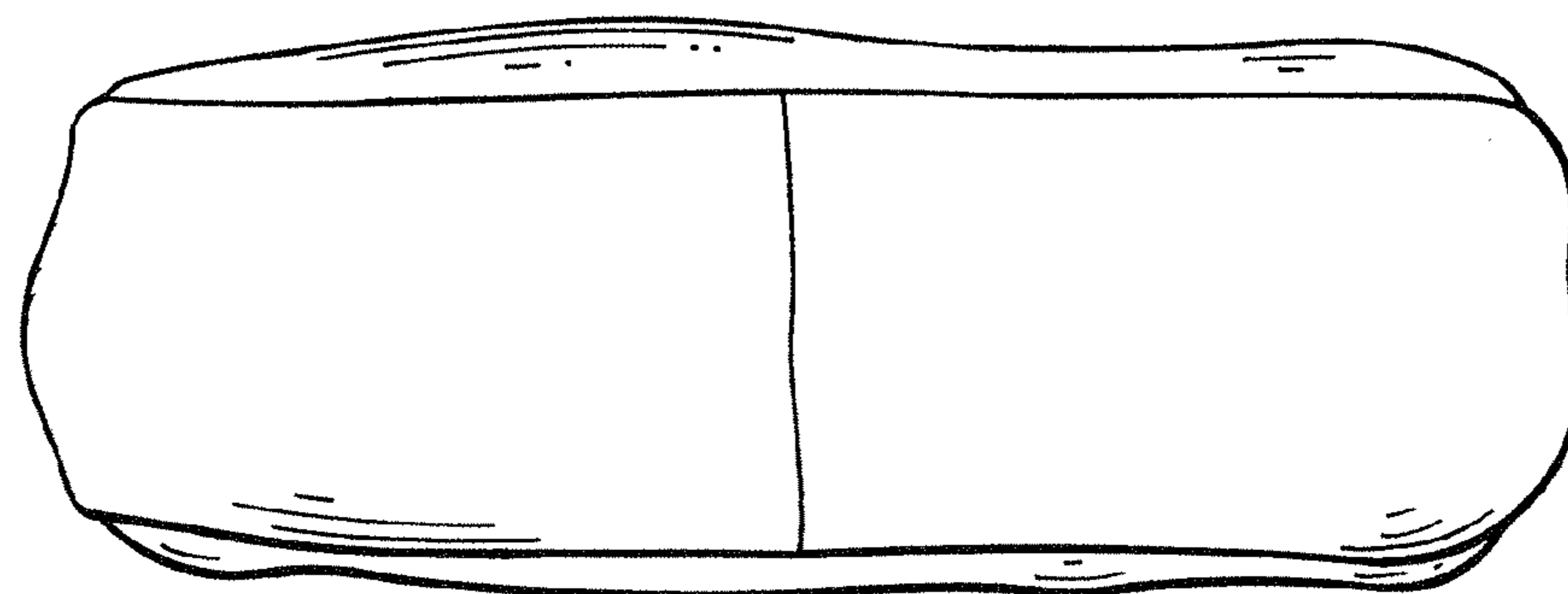
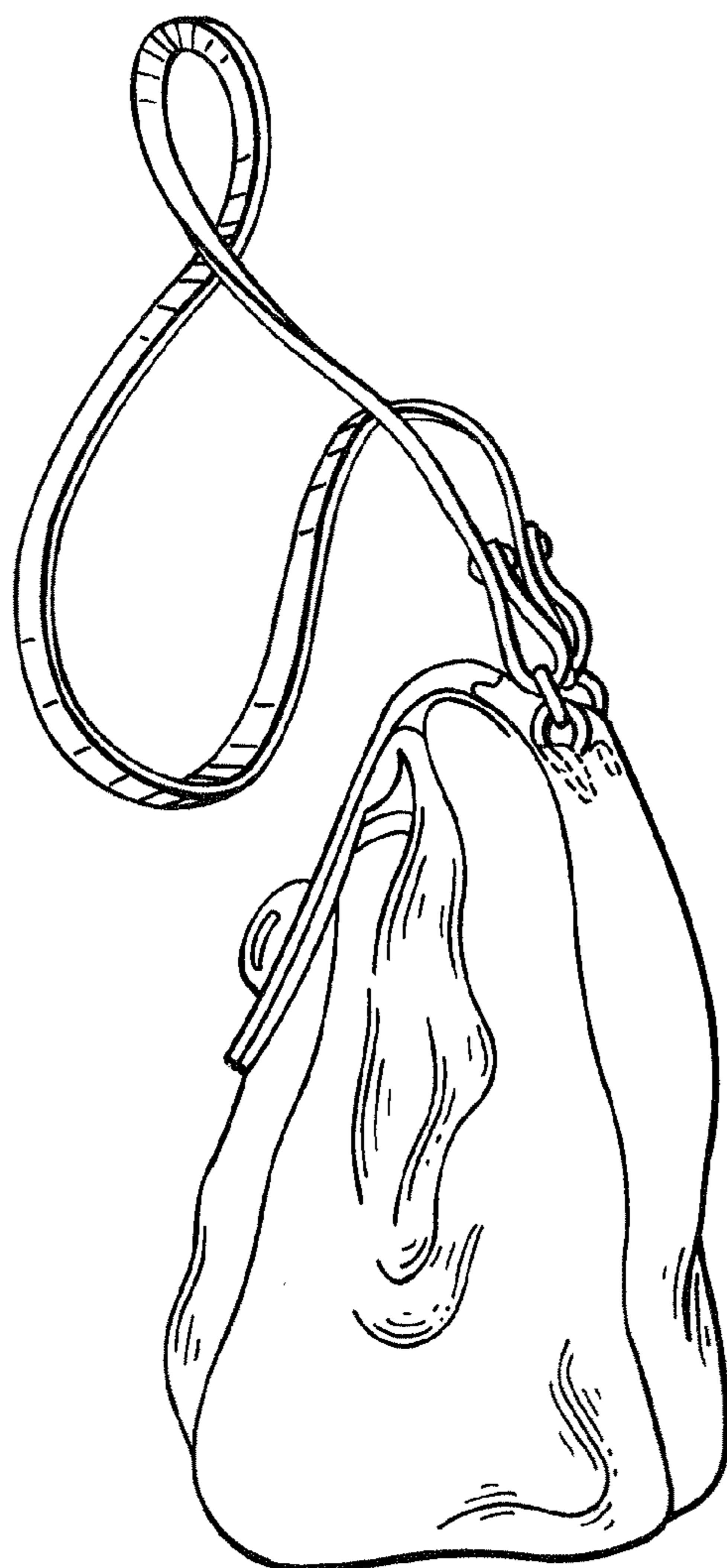


FIG. 5

FIG. 4

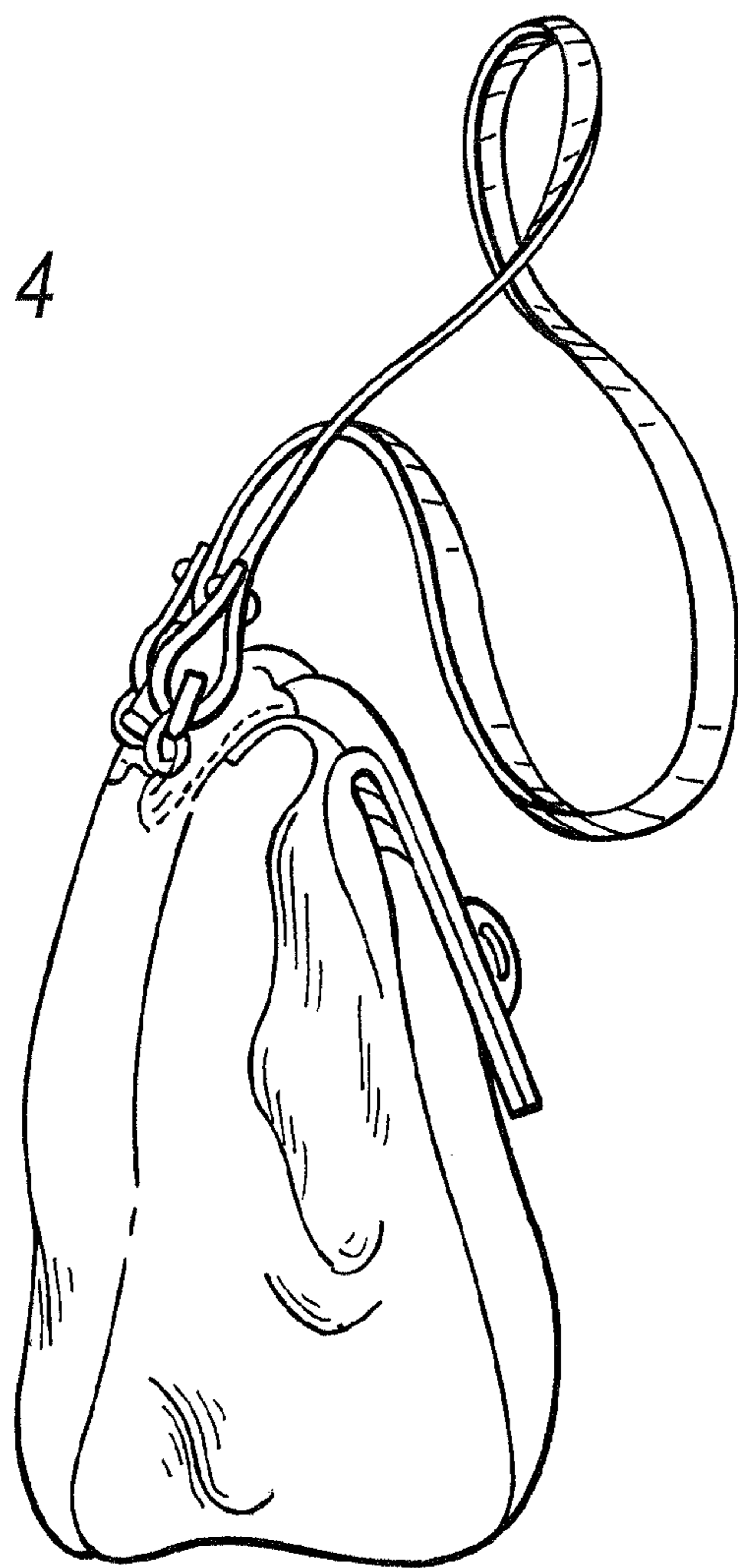


FIG. 6

