



US00D618432S

(12) **United States Design Patent**
Bengyak

(10) **Patent No.:** **US D618,432 S**
(45) **Date of Patent:** **** Jun. 29, 2010**

(54) **PAIR OF GLOVES**

(76) **Inventor:** **Christopher Edward Bengyak**, 3030
10th Ct., Vero Beach, FL (US) 32960

(**) **Term:** **14 Years**

(21) **Appl. No.:** **29/348,497**

(22) **Filed:** **Jan. 12, 2010**

(51) **LOC (9) Cl.** **02-06**

(52) **U.S. Cl.** **D2/615**

(58) **Field of Classification Search** D2/610–623;
D29/113, 118, 119; 2/158, 159, 161.3, 161.4,
2/161.8; 15/227, 104, 94; D21/153, 157,
D21/159, 168, 100; D20/10, 23, 25, 29
See application file for complete search history.

(56) **References Cited**

U.S. PATENT DOCUMENTS

1,244,065	A *	10/1917	Miller	2/159
1,624,429	A *	4/1927	Palmer	2/162
1,630,730	A *	5/1927	Daugherty	116/35 R
4,519,781	A *	5/1985	Boyd	434/156
D334,658	S *	4/1993	Ivie	D2/619
D386,530	S *	11/1997	Pesta	D20/33
D397,363	S *	8/1998	Williams	D20/33
6,006,357	A *	12/1999	Mead	2/160
6,016,571	A *	1/2000	Guzman et al.	2/167
D464,376	S *	10/2002	Zimmerman	D20/33
D567,476	S *	4/2008	Harland	D2/615
D609,428	S *	2/2010	Bengyak	D2/615
2004/0098894	A1 *	5/2004	Thomas	40/586

OTHER PUBLICATIONS

The University of South Florida logo, retrieved Apr. 5, 2010 from
website: <http://www.sportslogos.net/team.php?id=837>.

The Houston Texans logo, retrieved Mar. 7, 10 from website: http://en.wikipedia.org/wiki/File:Houston_Texans_logo.svg.
Design Patent Application by Christopher Edward Bengyak, title
“Pair of gloves”, — U.S. Des. Appl. No. 29/351,103.

* cited by examiner

Primary Examiner—Raphael Barkai
Assistant Examiner—Randall H Gholson

(57) **CLAIM**

The ornamental design for pair of gloves, as shown and
described.

DESCRIPTION

A design patent application 29/345,976 entitled “Gloves”,
previously filed by Christopher Edward Bengyak.

FIG. 1 is an elevational palm-side view of a left hand glove
according to the present invention;

FIG. 2 is an elevational backhand view of the glove of FIG. 1
according to the present invention;

FIG. 3 is an elevational palm side view of the glove of FIGS.
1–2 being worn by a user according to the present invention.

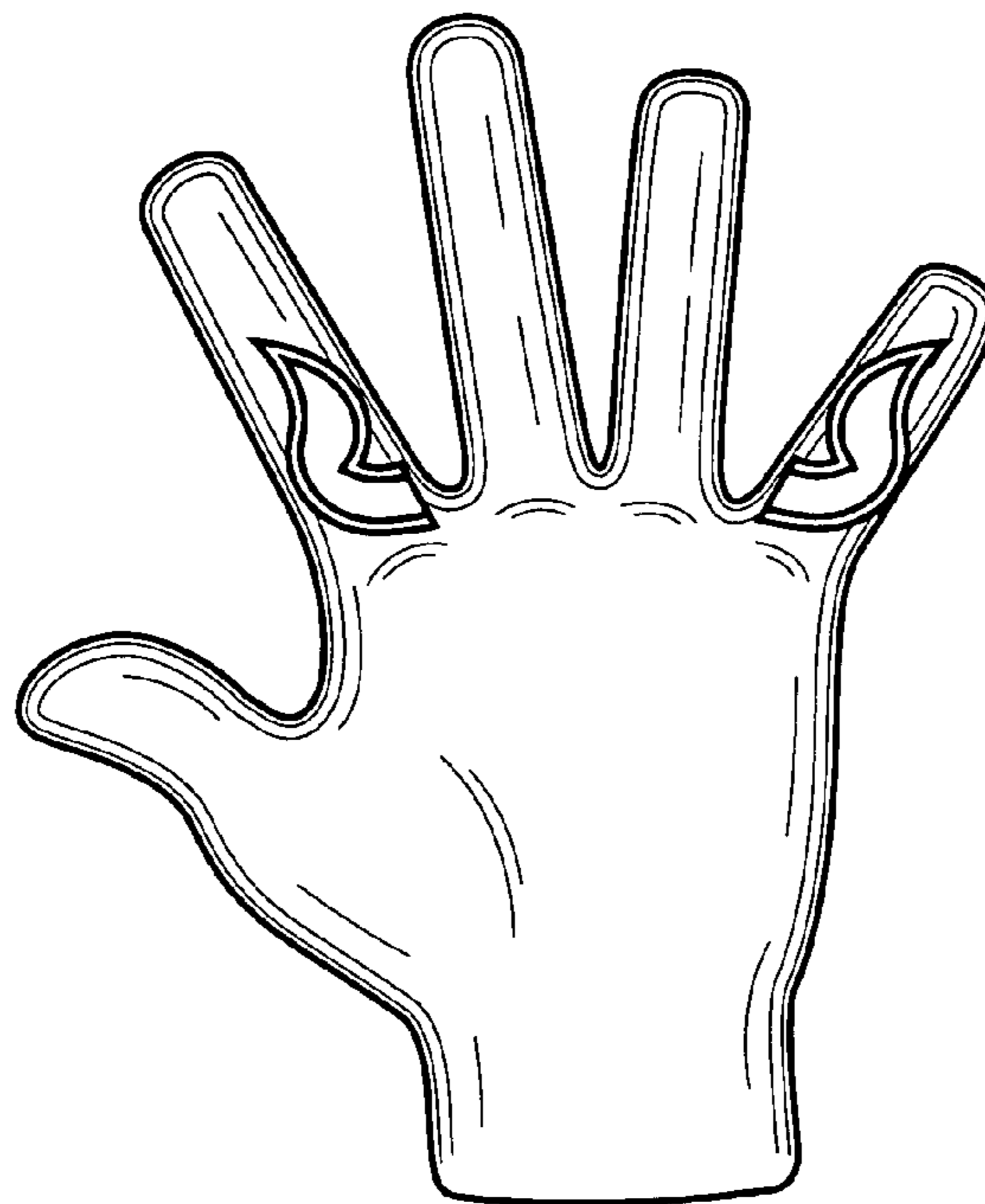
FIG. 4 is an elevational palm-side view of a right hand glove
according to the present invention;

FIG. 5 is an elevational backhand view of the glove of FIG. 4
according to the present invention; and,

FIG. 6 is an elevational palm-side view of a the glove of FIGS.
4–5 being worn by a user according to the present invention.

The broken lines showing the gloves in use are included for
the purpose of illustration and form no part of the claimed
design.

1 Claim, 4 Drawing Sheets



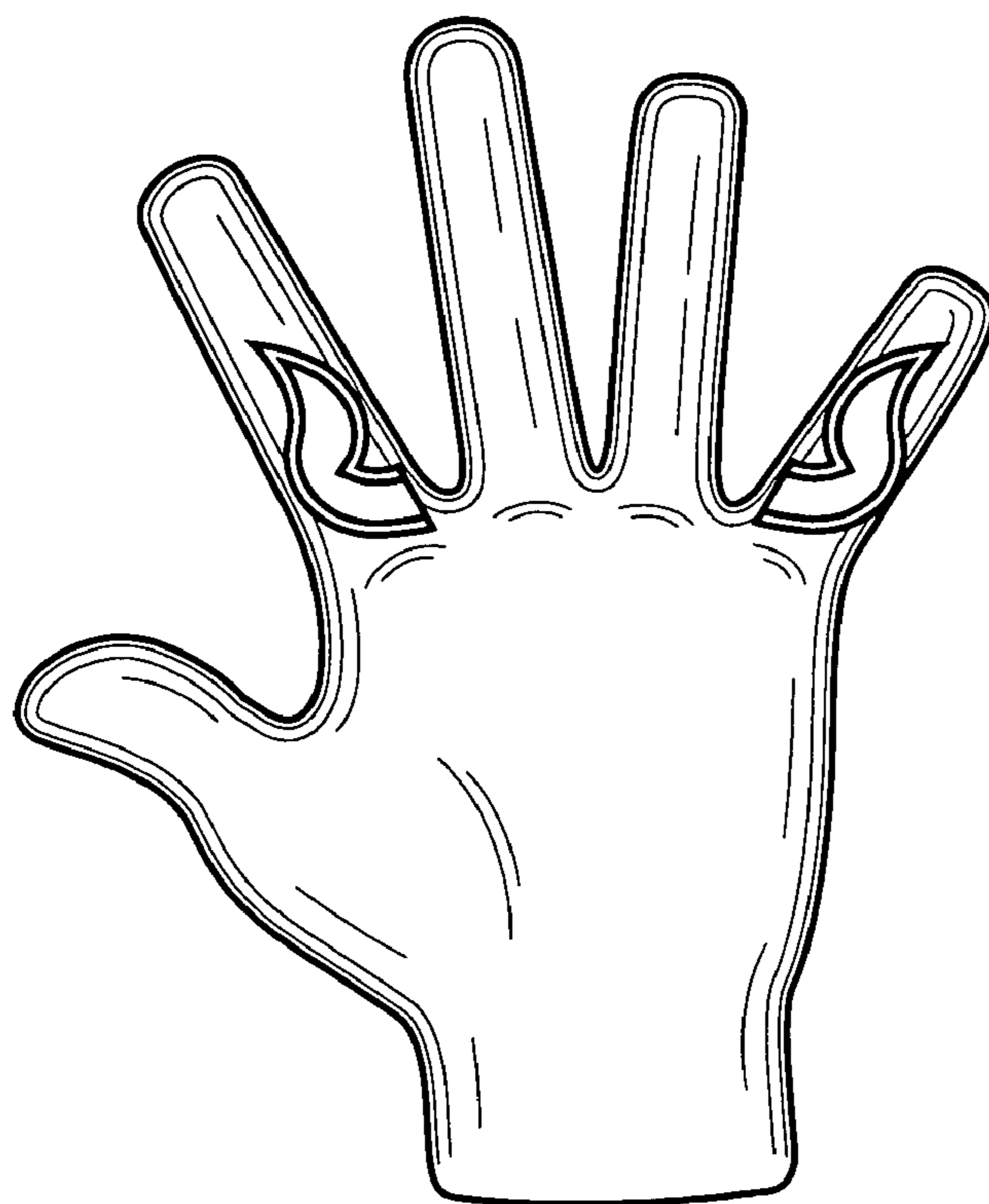


FIG. 1



FIG. 2

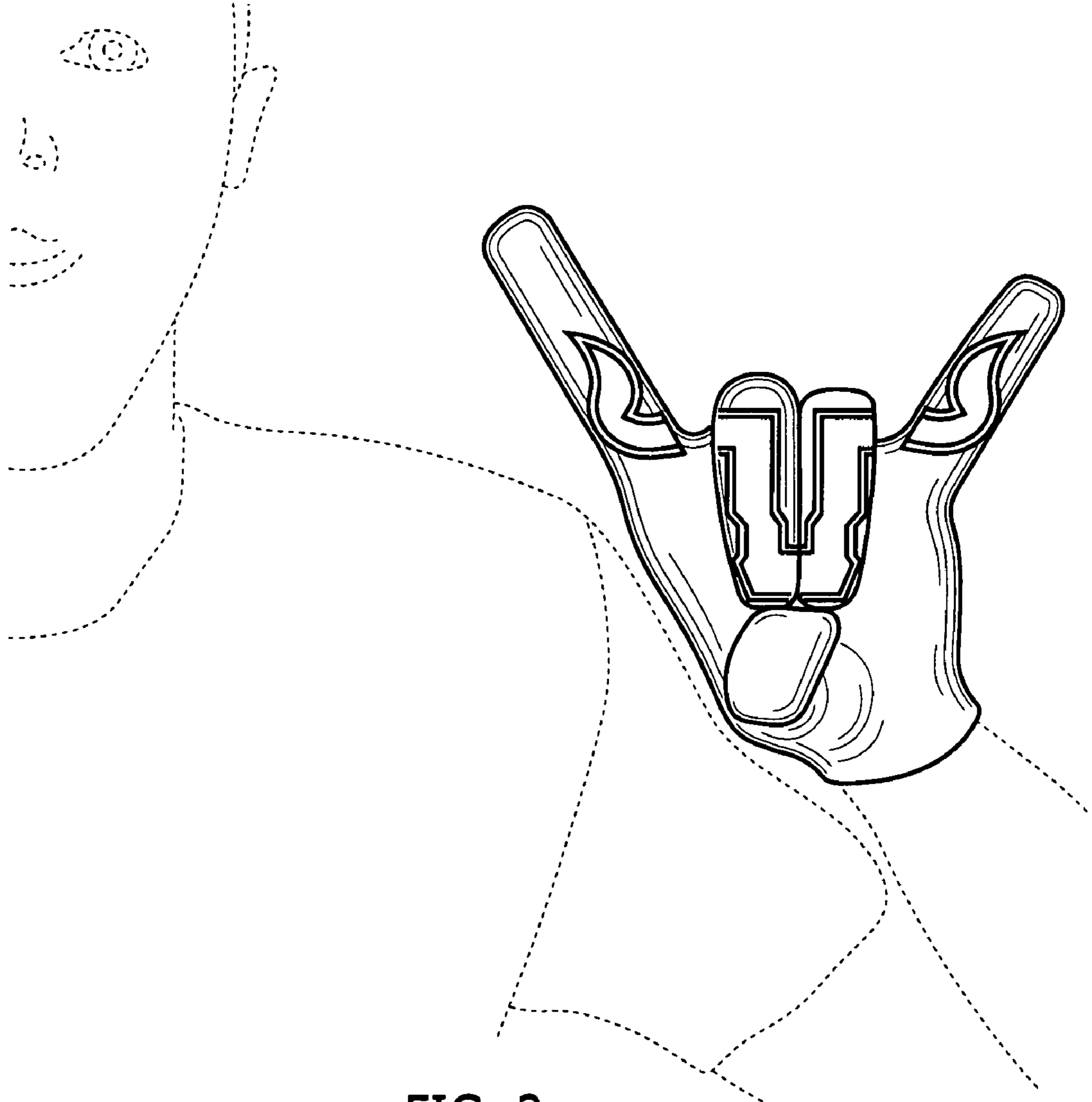


FIG. 3

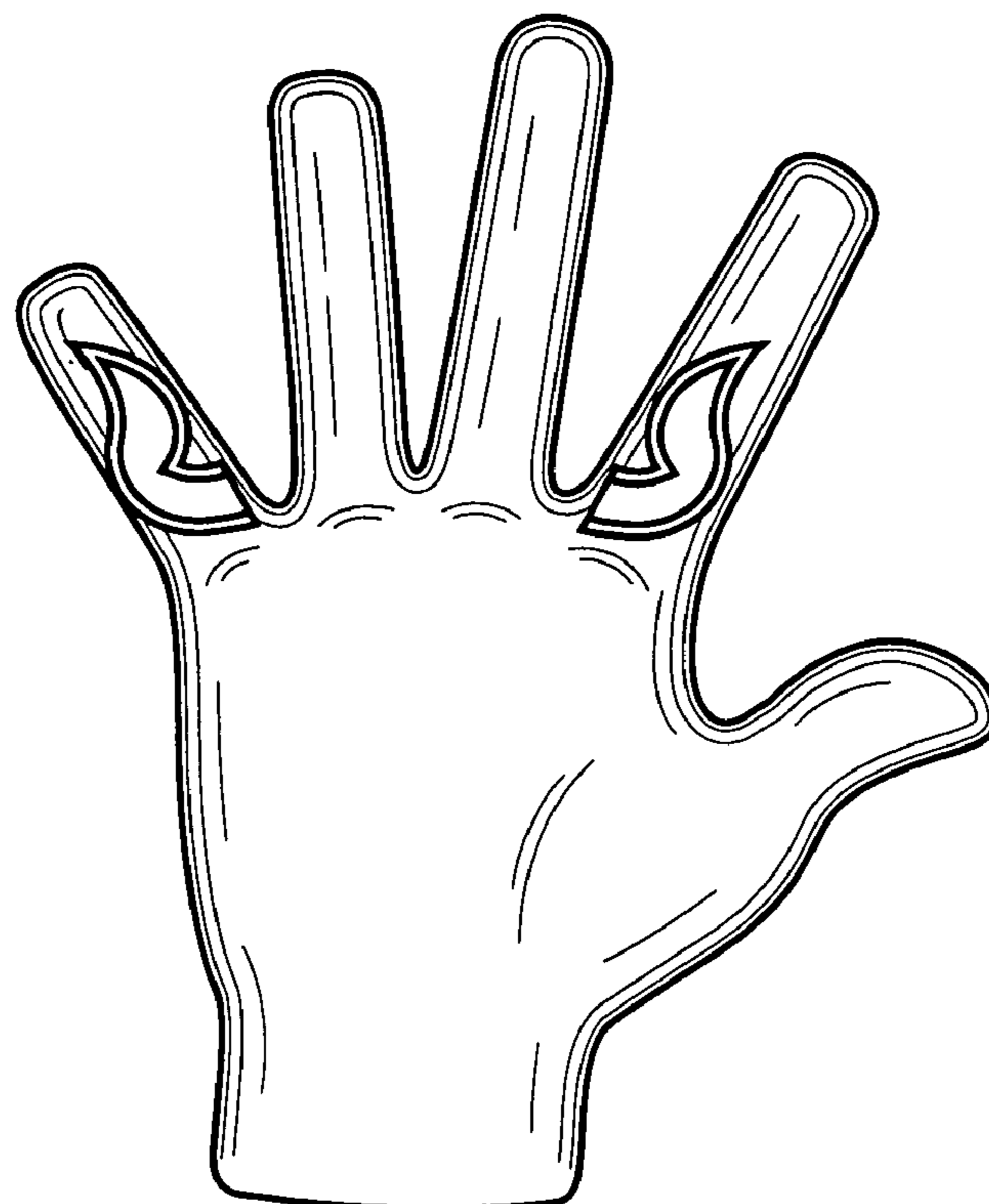


FIG. 4




FIG. 5

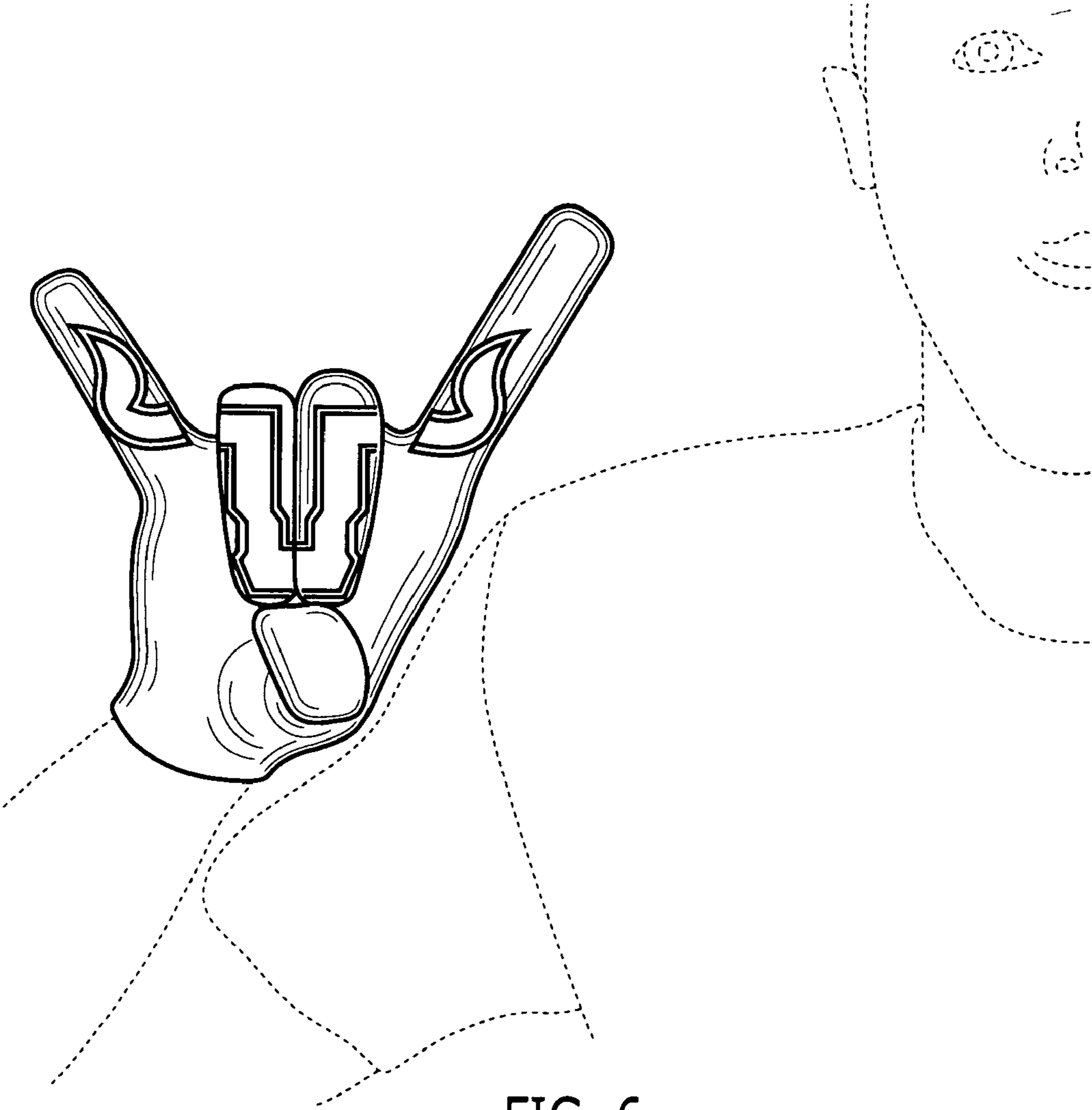


FIG. 6