



US00D618427S

(12) **United States Design Patent**
Morey et al.

(10) **Patent No.:** **US D618,427 S**
(45) **Date of Patent:** **** Jun. 29, 2010**

(54) **PET TREAT**

(75) Inventors: **Shannon Todd Morey**, Joplin, MO (US); **Brian Gregory Long**, Alba, MO (US); **Herbert Todd Robinson**, Riverton, KS (US)

(73) Assignee: **Mars, Incorporated**, McLean, VA (US)

(**) Term: **14 Years**

(21) Appl. No.: **29/330,808**

(22) Filed: **Jan. 14, 2009**

(51) **LOC (9) Cl.** **01-01**

(52) **U.S. Cl.** **D1/110**

(58) **Field of Classification Search** D1/100,
D1/106–115, 120, 122, 125–129, 199; D30/160;
D24/102, 103; D25/119–135; D28/8.2;
D11/57, 99; 119/706–711; 426/2, 89, 92,
426/104, 635, 805

See application file for complete search history

(56) **References Cited**

U.S. PATENT DOCUMENTS

D210,369 S *	3/1968	Kroninger, Jr.	D24/102
D217,948 S *	7/1970	Smith	D1/110
D221,006 S *	6/1971	Tavela	D99/40
D222,089 S *	9/1971	Murdoch	D21/832
D333,202 S *	2/1993	Kustka	D1/199
D346,654 S *	5/1994	Bennell	D24/104
D356,432 S *	3/1995	Stein et al.	D1/107
D373,188 S *	8/1996	Williams	D24/104
D578,727 S *	10/2008	Frawley et al.	D1/110

OTHER PUBLICATIONS

Wikipedia.org. Stauffer's Animal Crackers. Aug. 14, 2007. Captured Mar. 10, 2010.*

* cited by examiner

Primary Examiner—Cathron C Brooks

Assistant Examiner—Barbara Fox

(74) *Attorney, Agent, or Firm*—Arent Fox LLP

(57) **CLAIM**

The ornamental design for a pet treat, as shown and described.

DESCRIPTION

FIG. 1 is a perspective view of a pet treat showing our new design;

FIG. 2 is front view of the design shown in FIG. 1;

FIG. 3 is a rear view of the design shown in FIG. 1;

FIG. 4 is a left side view of the design shown in FIG. 1;

FIG. 5 is a right side view of the design shown in FIG. 1;

FIG. 6 is a top view of the design shown in FIG. 1;

FIG. 7 is a bottom view of the design shown in FIG. 1;

FIG. 8 is a perspective view of a pet treat showing our new design;

FIG. 9 is front view of the design shown in FIG. 8;

FIG. 10 is a rear view of the design shown in FIG. 8;

FIG. 11 is a left side view of the design shown in FIG. 8;

FIG. 12 is a right side view of the design shown in FIG. 8;

FIG. 13 is a top view of the design shown in FIG. 8; and,

FIG. 14 is a bottom view of the design shown in FIG. 8.

The stippled shading in the second embodiment represents a thin granular texture, with no appreciable thickness and no appreciable contour changes from the embodiment without the stippled shading.

1 Claim, 2 Drawing Sheets

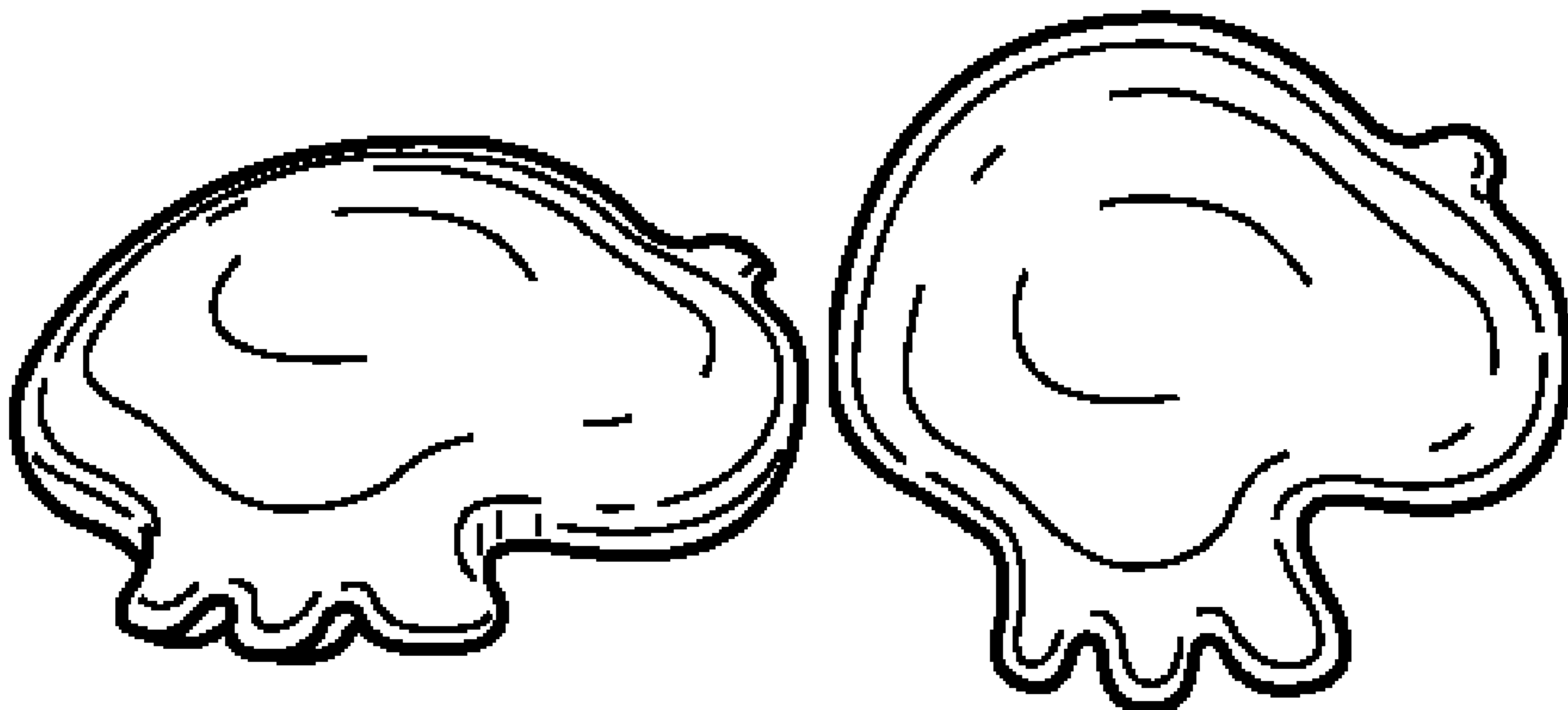




FIG. 1

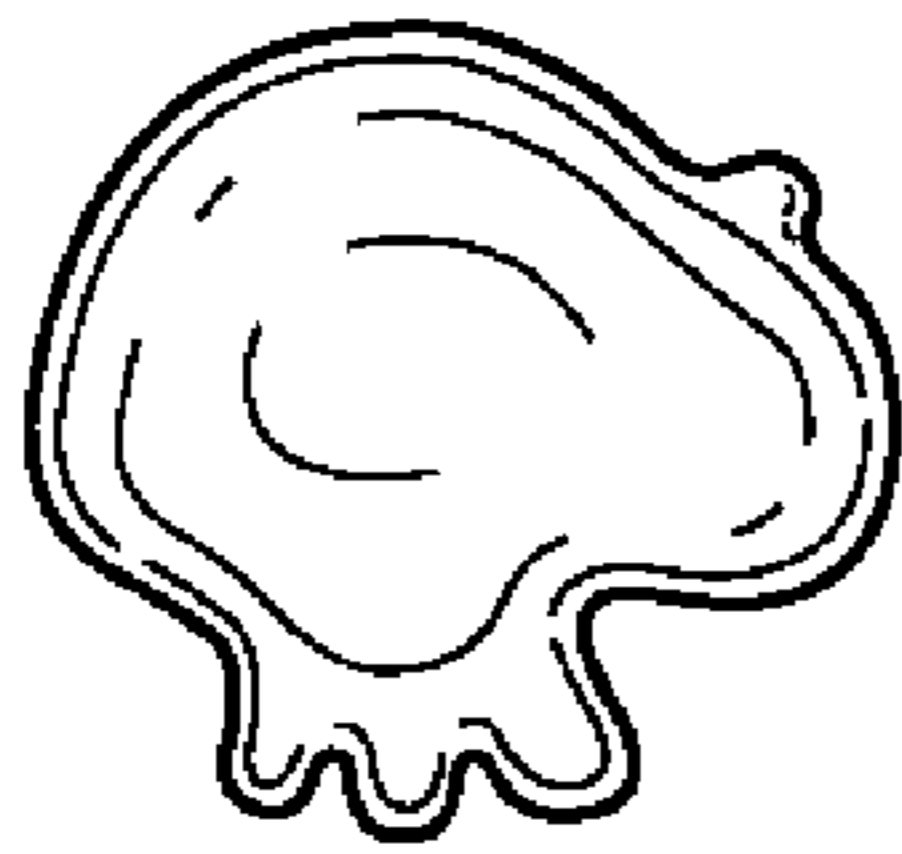


FIG. 2

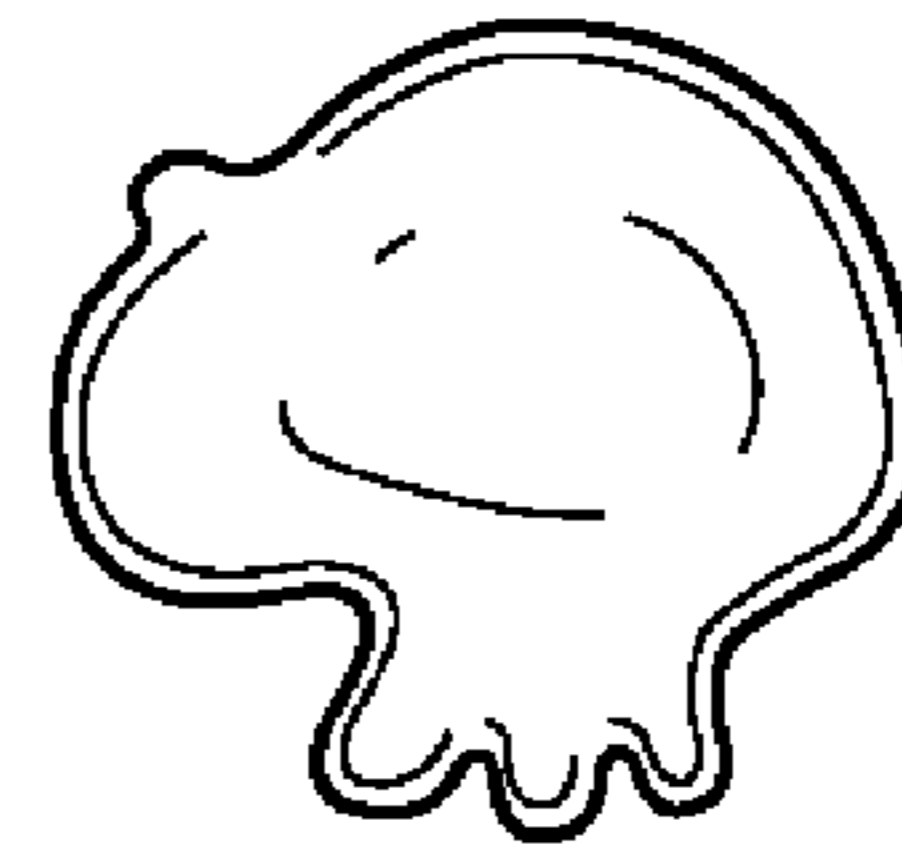


FIG. 3



FIG. 4



FIG. 5



FIG. 6



FIG. 7




FIG. 8




FIG. 9




FIG. 10



FIG. 11



FIG. 12



FIG. 13



FIG. 14