



US00D618400S

(12) **United States Design Patent**  
**Albouy**

(10) **Patent No.:** **US D618,400 S**  
(45) **Date of Patent:** **\*\* Jun. 22, 2010**

(54) **HELMET RETENTION STRAP**

(75) Inventor: **Guillaume Albouy**, Cesano Maderno (IT)

(73) Assignee: **Strategic Sports Limited**, Kowloon (HK)

(\*\*) Term: **14 Years**

(21) Appl. No.: **29/342,792**

(22) Filed: **Sep. 1, 2009**

(51) **LOC (9) Cl.** ..... **29-02**

(52) **U.S. Cl.** ..... **D29/122**

(58) **Field of Classification Search** ..... D29/102-111,  
D29/122; 2/421, 418, 410-414, 416-425,  
2/429; 128/857-858

See application file for complete search history.

(56) **References Cited**

**U.S. PATENT DOCUMENTS**

- D407,860 S \* 4/1999 Cox et al. .... D29/122
- 6,332,227 B1 \* 12/2001 Fang ..... 2/418
- D476,776 S \* 7/2003 Finquel ..... D29/102

- 6,708,376 B1 \* 3/2004 Landry ..... 24/68 R
- 7,178,175 B2 \* 2/2007 Rogers et al. .... 2/421
- D604,461 S \* 11/2009 Goldman et al. .... D29/122

\* cited by examiner

*Primary Examiner*—Lisa P Lichtenstein

(74) *Attorney, Agent, or Firm*—Gottlieb, Rackman & Reisman, P.C.

(57) **CLAIM**

The ornamental design for a helmet retention strap, as shown and described.

**DESCRIPTION**

FIG. 1 is a perspective view showing my design;

FIG. 2 is a left side elevational view thereof;

FIG. 3 is a right side elevational view thereof;

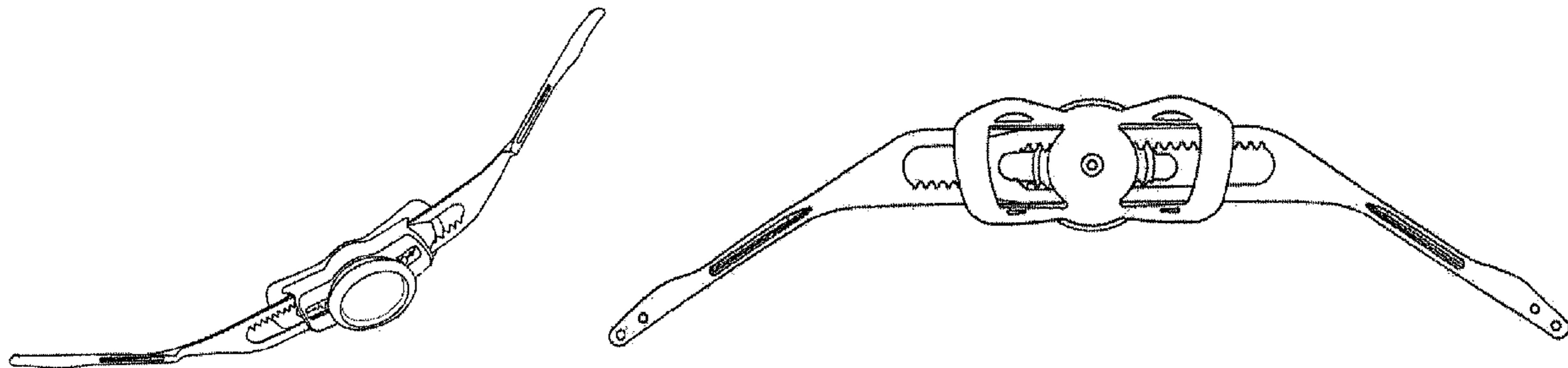
FIG. 4 is a back elevational view thereof;

FIG. 5 is a front elevational view thereof;

FIG. 6 is a top plan view thereof; and,

FIG. 7 is a bottom plan view thereof.

**1 Claim, 4 Drawing Sheets**



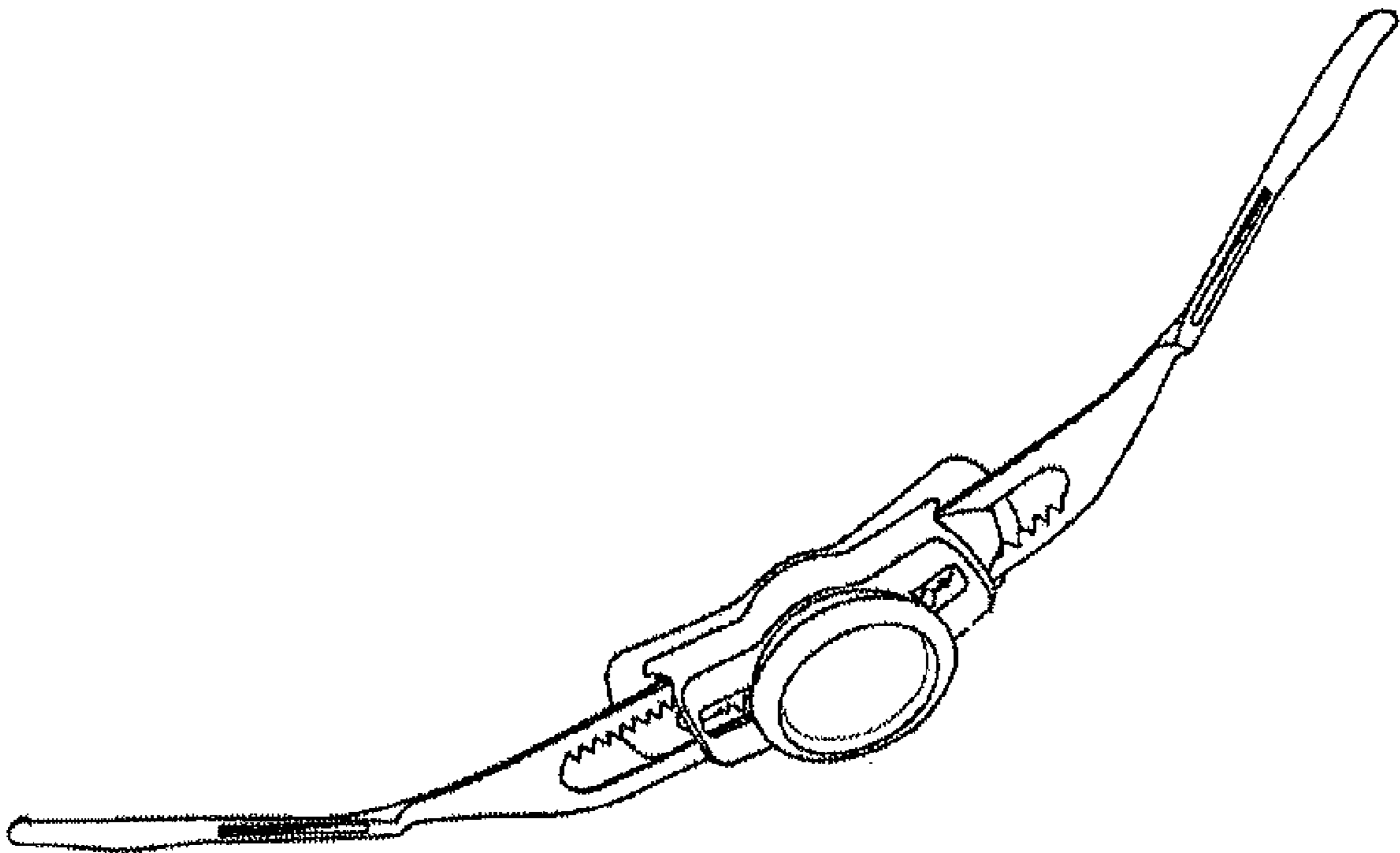


FIG. 1




FIG. 2




FIG. 3

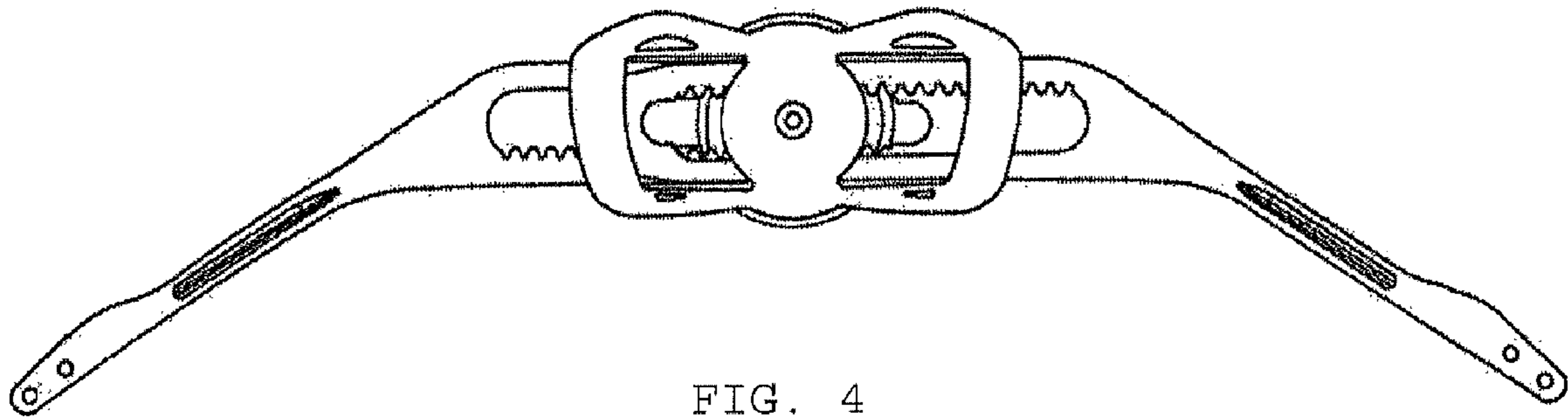


FIG. 4

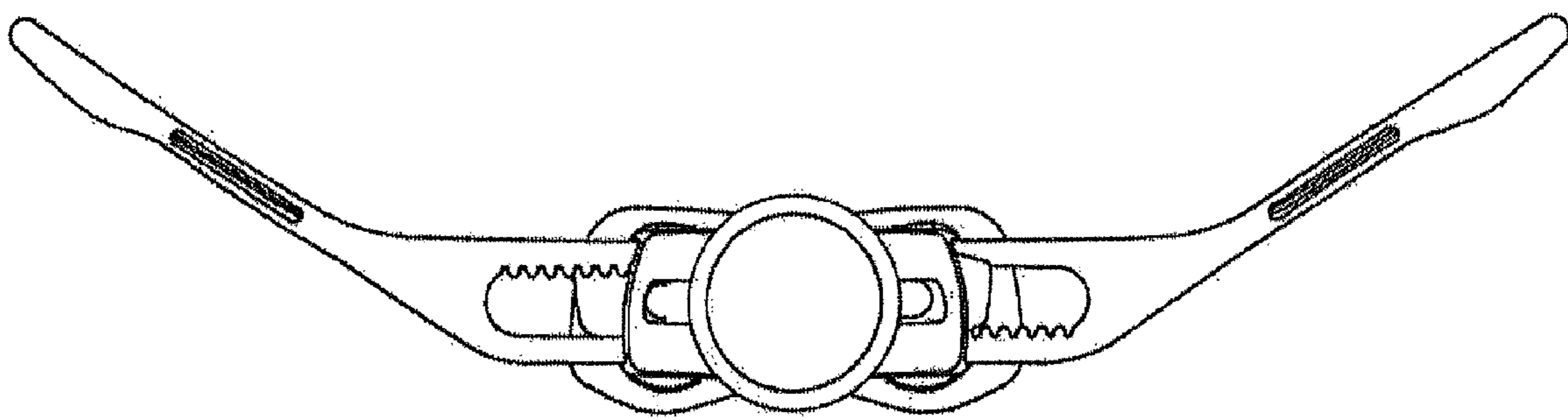


FIG. 5

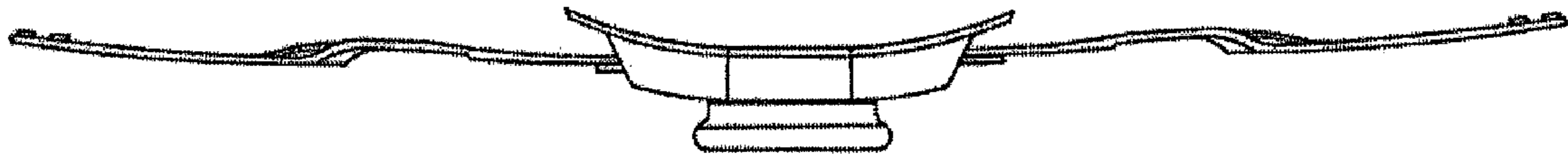


FIG. 6

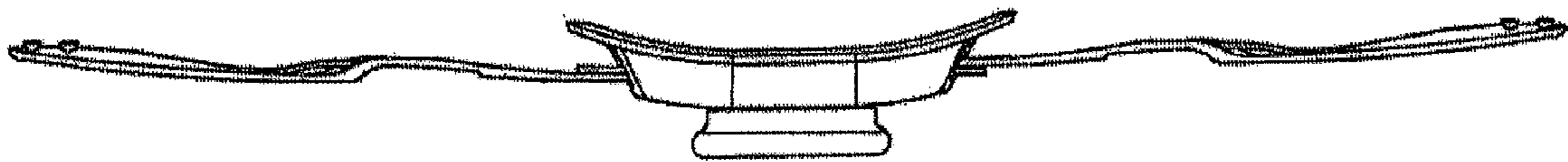


FIG. 7