



US00D618396S

(12) **United States Design Patent**
Volpenhein et al.

(10) **Patent No.:** **US D618,396 S**
(45) **Date of Patent:** **** Jun. 22, 2010**

(54) **DENTAL FLOSS PICK**

D309,803 S 8/1990 Potter

(Continued)

(75) Inventors: **Daniel William Volpenhein**, Mason, OH (US); **Douglas Craig Hardesty**, Amelia, OH (US); **David Eric Dintenfass**, Cincinnati, OH (US); **Sarah T. Irizarry**, Fort Thomas, KY (US); **Alexander King**, Cincinnati, OH (US)

FOREIGN PATENT DOCUMENTS

DE 4439931 9/1996

(Continued)

(73) Assignee: **The Procter & Gamble Company**, Cincinnati, OH (US)

OTHER PUBLICATIONS

Floss Accessories from <https://cart.jbutler.com/store.php?crn=223>, Feb. 11, 2009, 13 pages, GUM®.

(Continued)

(**) Term: **14 Years**

Primary Examiner—Janice E Seeger

Assistant Examiner—Zenia I Bennett

(21) Appl. No.: **29/353,352**

(22) Filed: **Jan. 7, 2010**

(57) **CLAIM**

The ornamental design for a dental floss pick, as shown and described.

Related U.S. Application Data

(63) Continuation of application No. 29/340,711, filed on Jul. 23, 2009, now Pat. No. Des. 610,748, which is a continuation of application No. 29/307,575, filed on Apr. 28, 2008, now abandoned.

DESCRIPTION

FIG. 1 is a perspective view of one embodiment of the dental floss pick of the present invention;

(51) **LOC (9) Cl.** **28-03**

(52) **U.S. Cl.** **D28/66**

(58) **Field of Classification Search** D28/31, D28/56, 65–68, 73; D24/152; 433/141, 433/146–147; 132/322–329

FIG. 2 is a right side elevational view of the dental floss pick of FIG. 1;

FIG. 3 is a left side elevational view of the dental floss pick of FIG. 1;

See application file for complete search history.

FIG. 4 is a front elevational view of the dental floss pick of FIG. 1;

(56) **References Cited**

U.S. PATENT DOCUMENTS

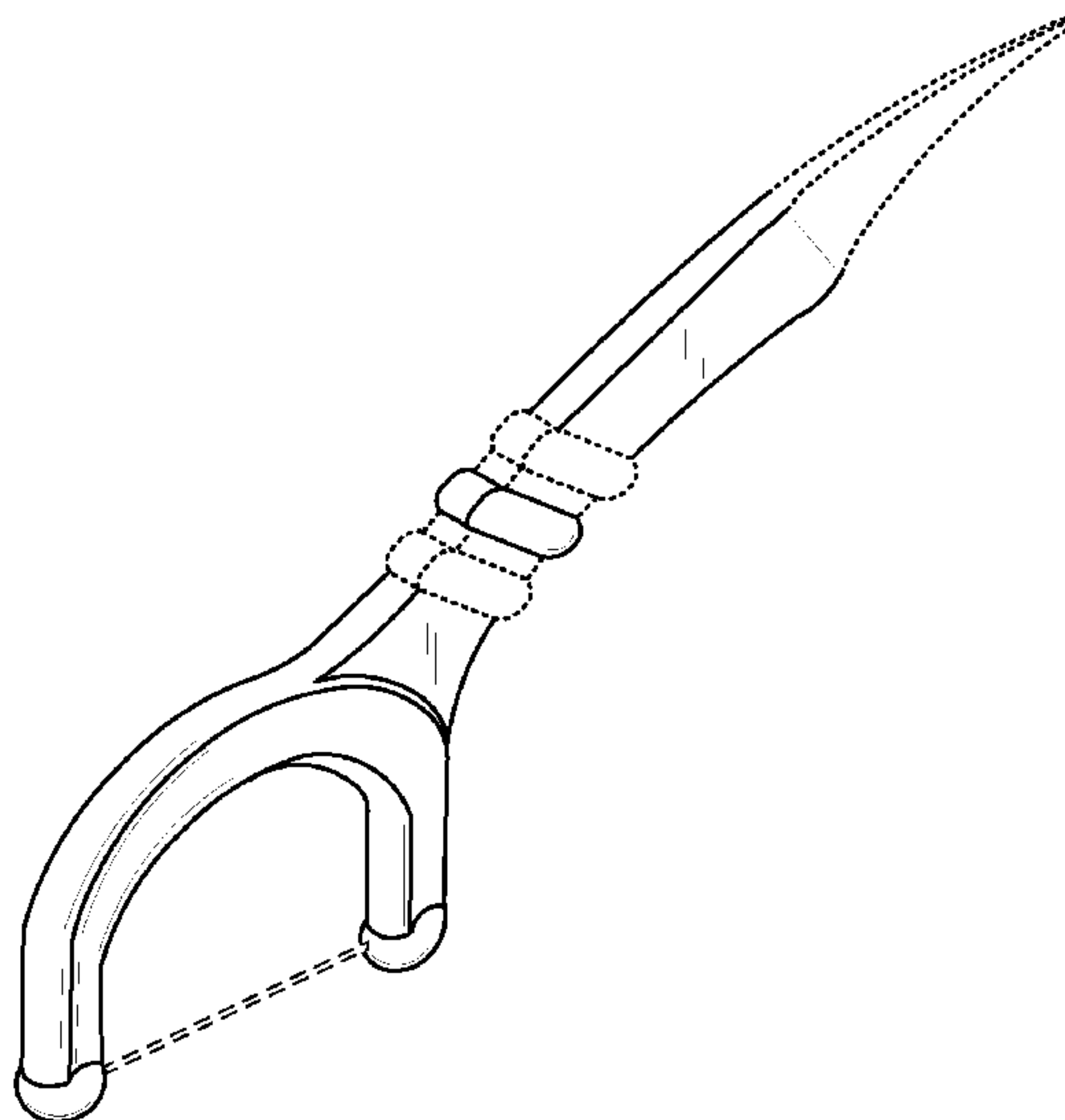
1,414,604 A 5/1922 Thum
D274,375 S 6/1984 Tomlin et al.
D276,088 S 10/1984 Fong
D279,826 S 7/1985 Schindler
D301,071 S 5/1989 Franchi
D309,041 S 7/1990 Schneider

FIG. 5 is a rear elevational view of the dental floss pick of FIG. 1;

FIG. 6 is a top plan view of the dental floss pick of FIG. 1; and, FIG. 7 is a bottom plan view of the dental floss pick of FIG. 1.

The broken lines shown in the drawings are for illustrative purposes only and form no part of the claimed design.

1 Claim, 4 Drawing Sheets



US D618,396 S

Page 2

U.S. PATENT DOCUMENTS

D316,617 S 4/1991 Cheung et al.
5,246,021 A * 9/1993 Katz 132/323
5,388,600 A 2/1995 Hart
D357,551 S 4/1995 Schindler
5,538,023 A 7/1996 Oczkowski et al.
D374,744 S 10/1996 Dolan et al.
D382,367 S * 8/1997 Andrade et al. D28/65
5,692,531 A 12/1997 Chodorow
D398,076 S 9/1998 Hafkin
D401,701 S 11/1998 Chodorow
5,829,458 A 11/1998 Chodorow
D403,120 S 12/1998 Enriquez
D410,115 S 5/1999 Chodorow
D412,043 S 7/1999 Dolan et al.
5,975,296 A 11/1999 Dolan et al.
D424,748 S 5/2000 Dolan et al.
D481,829 S 11/2003 Gwen
D484,643 S 12/2003 Nanda
D489,490 S 5/2004 Chodorow
D497,222 S 10/2004 Ochs et al.
D503,496 S 3/2005 Nanda
D523,934 S 6/2006 Schaffeld et al.

D525,392 S 7/2006 Crossman
D531,756 S 11/2006 Yost et al.
D531,758 S 11/2006 Jansheski et al.
D532,160 S 11/2006 Jansheski et al.
D532,934 S 11/2006 Crossman
D545,499 S 6/2007 Xu
7,370,658 B2 5/2008 Chodorow et al.
D578,254 S * 10/2008 Grendol D28/66
2007/0017546 A1 1/2007 Brown
2007/0157946 A1 7/2007 Lui et al.
2008/0185016 A1 8/2008 Jansheski et al.

FOREIGN PATENT DOCUMENTS

GB 2003250 5/1990
WO WO 00/36993 6/2000
WO WO 01/12100 2/2001

OTHER PUBLICATIONS

Floss Accessories from <http://ranir.com/travel-12.html>, Feb. 11, 2009, 10 pages, © Johnson and Johnson Corporation.
Plackers® Dental Products From Placontrol from <http://www.dentist.net/plackers.asp>, Feb. 11, 2009, 8 pages.

* cited by examiner

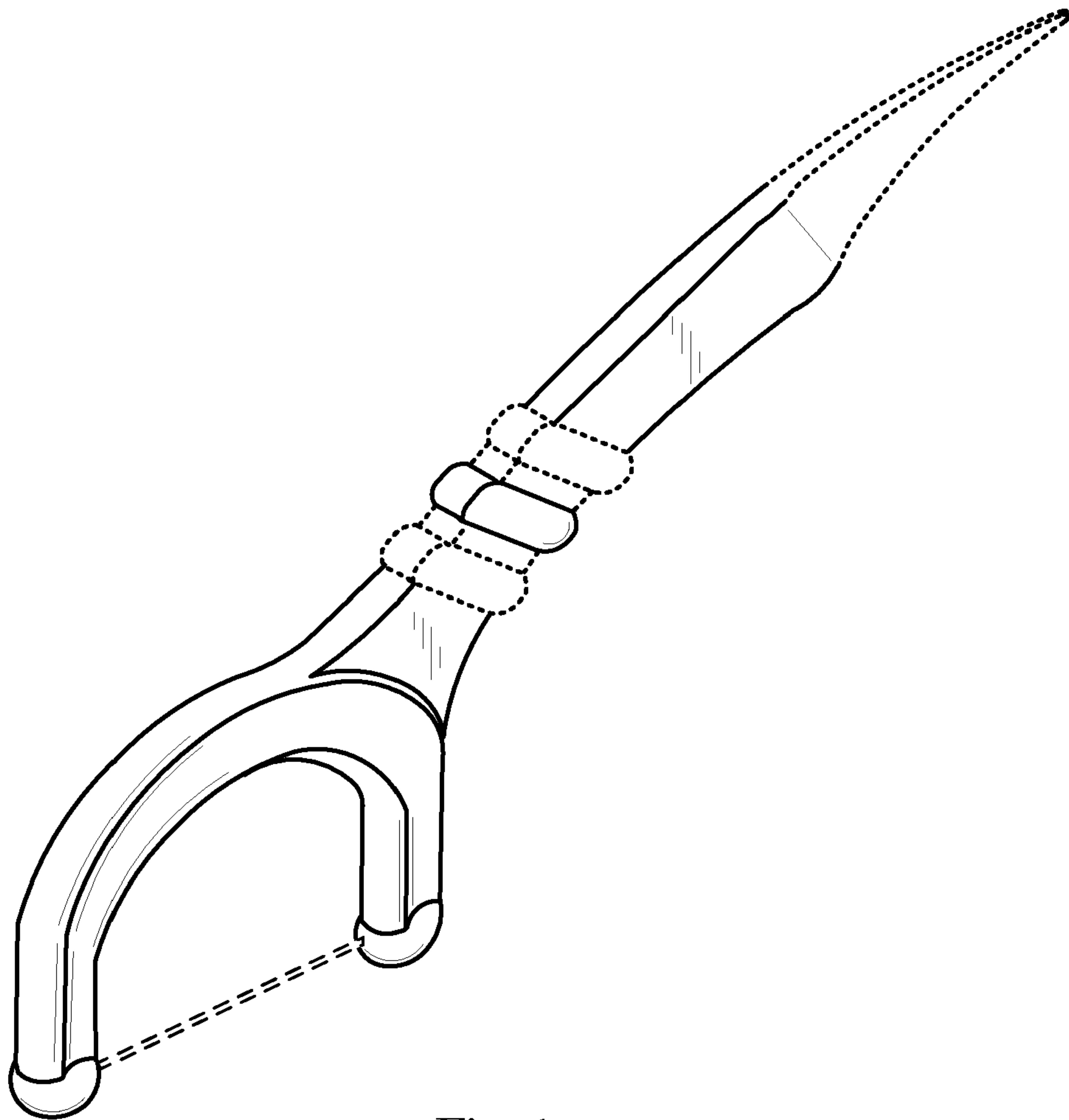
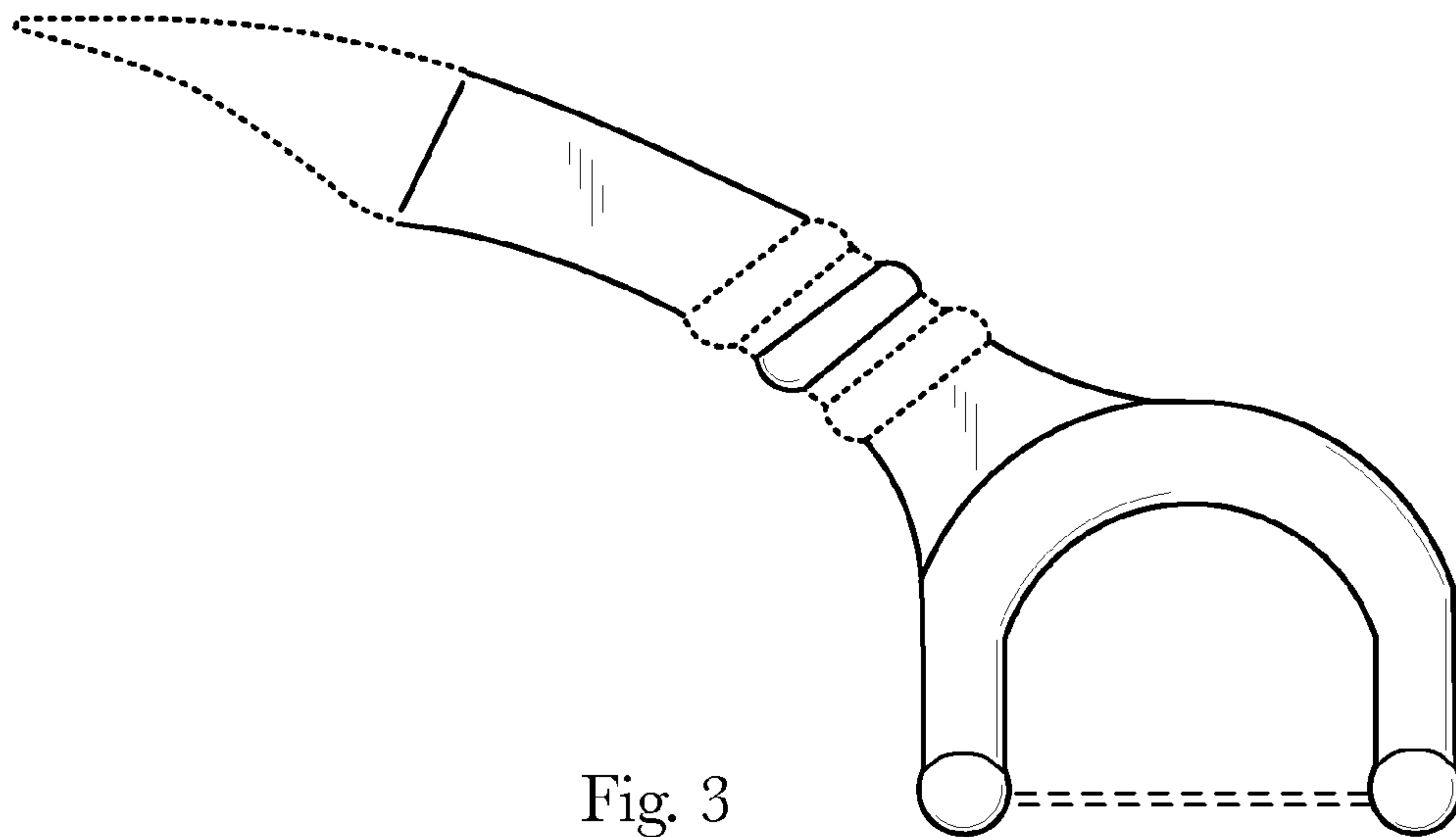
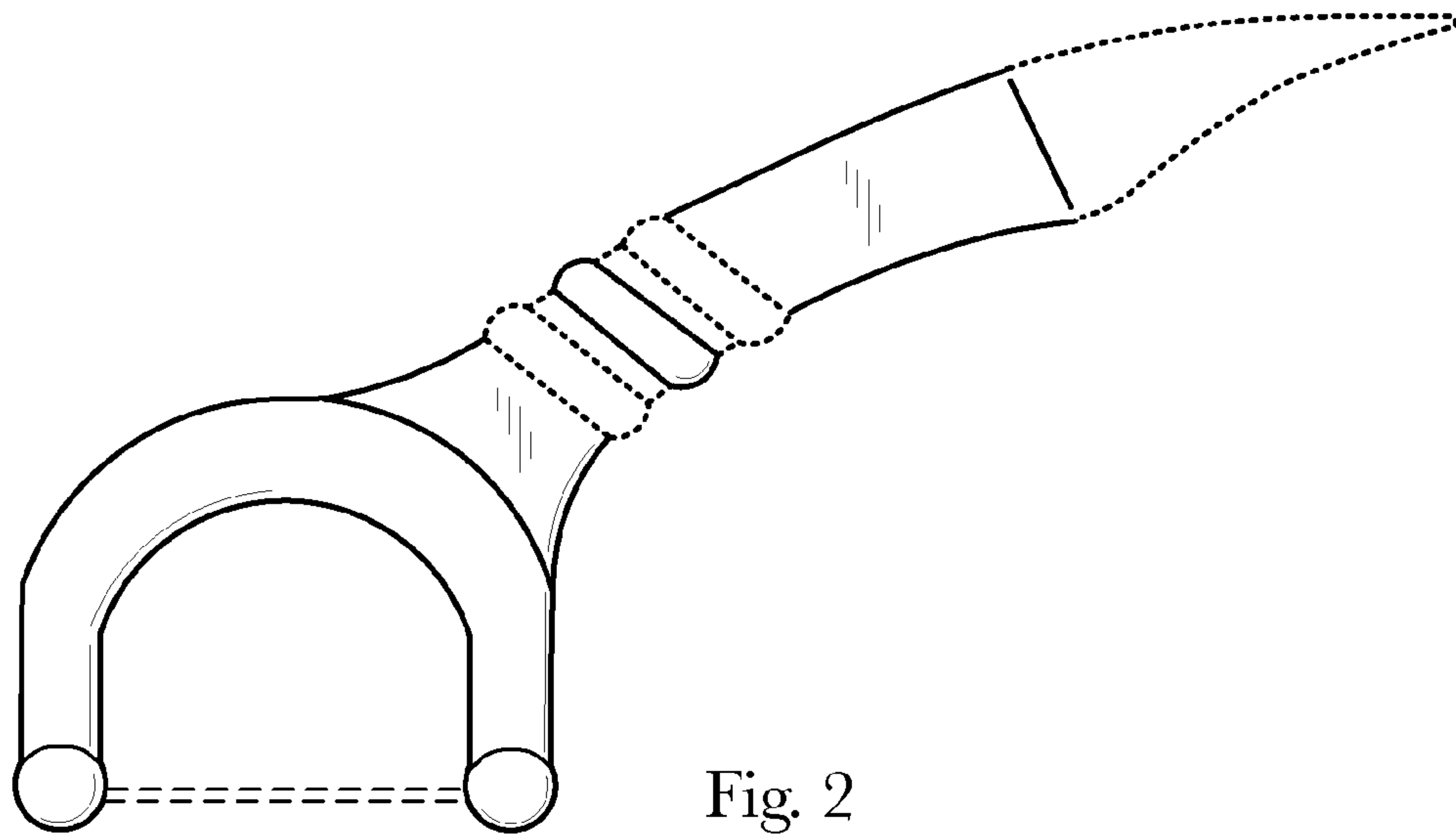


Fig. 1



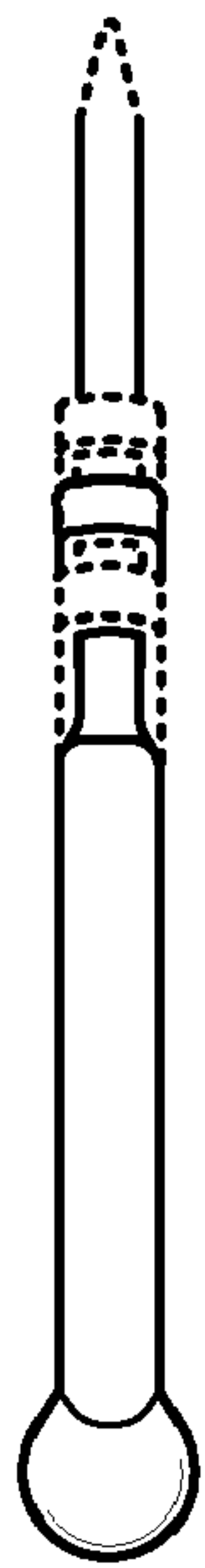


Fig. 4

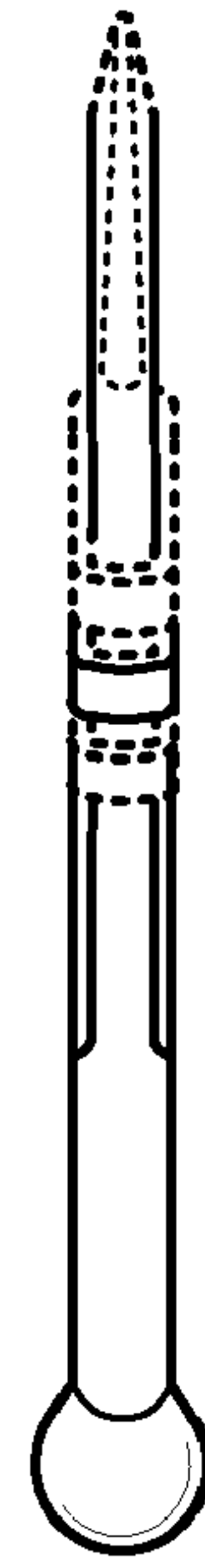


Fig. 5

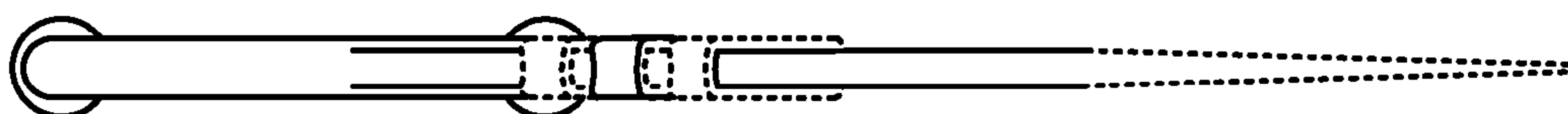


Fig. 6



Fig. 7