



US00D618366S

(12) **United States Design Patent**  
**Allmann**

(10) **Patent No.:** **US D618,366 S**

(45) **Date of Patent:** **\*\* \*Jun. 22, 2010**

(54) **CLADDING FOR A BUILDING**

(75) Inventor: **Markus Allmann**, Munich (DE)

(73) Assignee: **Audi AG**, Ingolstadt (DE)

(\*\*) Term: **14 Years**

(21) Appl. No.: **29/281,237**

(22) Filed: **Jun. 19, 2007**

(30) **Foreign Application Priority Data**

Dec. 21, 2006 (EM) ..... 000642111-001

(51) **LOC (9) Cl.** ..... **25-01**

(52) **U.S. Cl.** ..... **D25/125**

(58) **Field of Classification Search** ..... D25/125;  
428/118, 135, 187; 52/782.1, 791.1, 783.19,  
52/674, DIG. 2

See application file for complete search history.

(56) **References Cited**

**U.S. PATENT DOCUMENTS**

1,977,260 A \* 10/1934 Birdsey ..... 52/674

2,934,934 A \* 5/1960 Berliner ..... 52/601

D240,325 S \* 6/1976 Landis ..... D25/125

4,235,197 A \* 11/1980 Curtis et al. .... 119/530

4,695,033 A \* 9/1987 Imaeda et al. .... 249/189

D485,373 S \* 1/2004 Morton et al. .... D25/125

\* cited by examiner

*Primary Examiner*—Doris Clark

(74) *Attorney, Agent, or Firm*—Abelman, Frayne & Schwab

(57) **CLAIM**

The ornamental design for a cladding for a building, as shown and described.

**DESCRIPTION**

FIG. 1 is a front elevational view of a cladding for a building showing my new design;

FIG. 2 is a rear elevational view thereof;

FIG. 3 is a top plan view thereof;

FIG. 4 is a bottom plan view thereof;


FIG. 5 is a right side elevational view thereof;

FIG. 6 is a left side elevational view thereof; and,

FIG. 7 is a bottom front right side perspective view thereof.

The peripheral edges of the claimed design have been broken to indicate indefinite length and width.

**1 Claim, 5 Drawing Sheets**



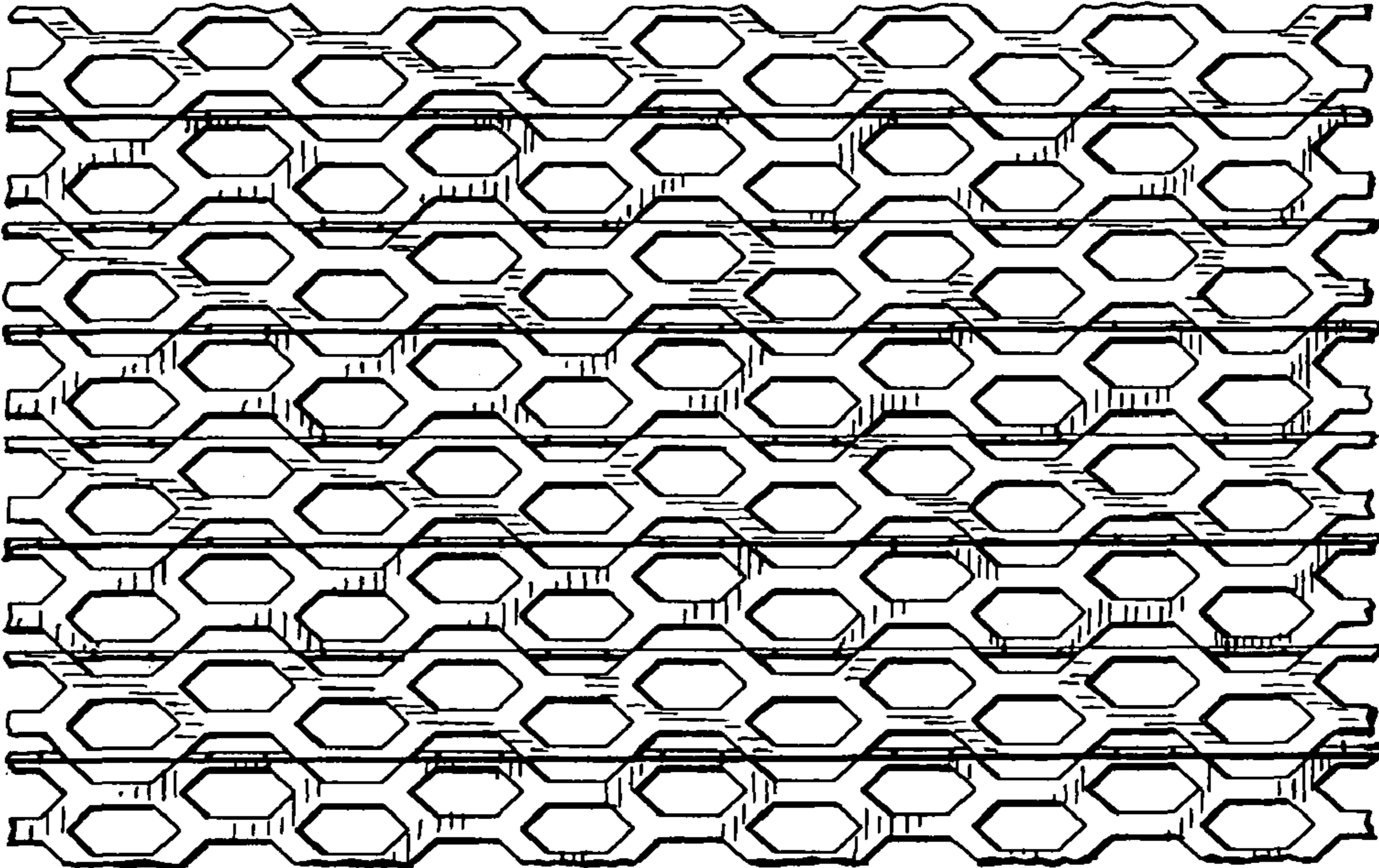


FIG. 1

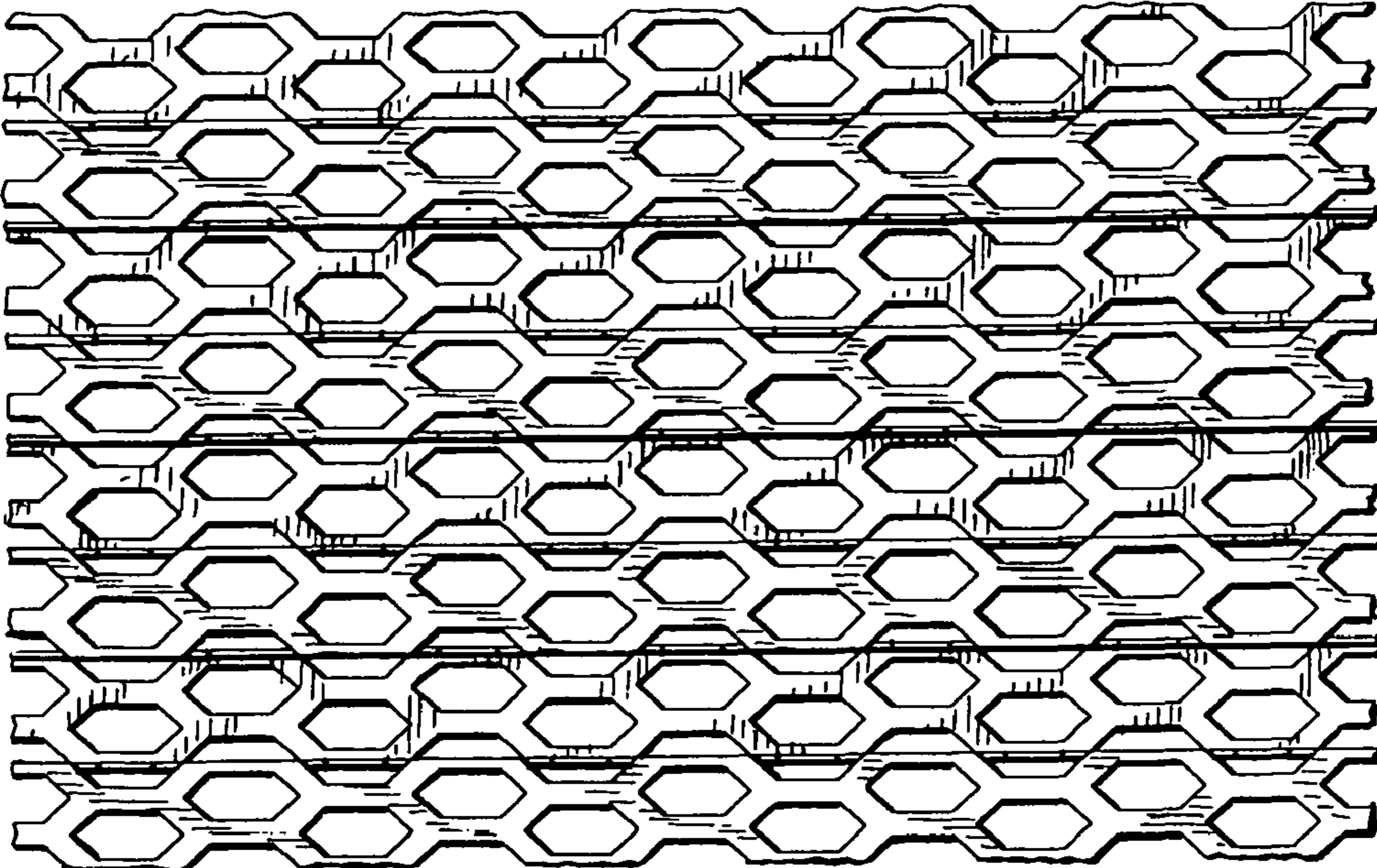


FIG. 2



FIG. 3

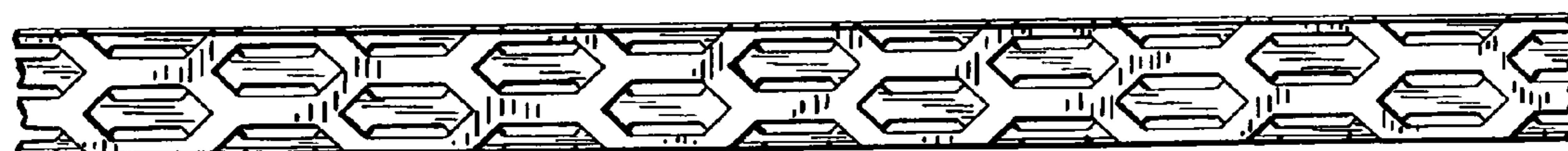
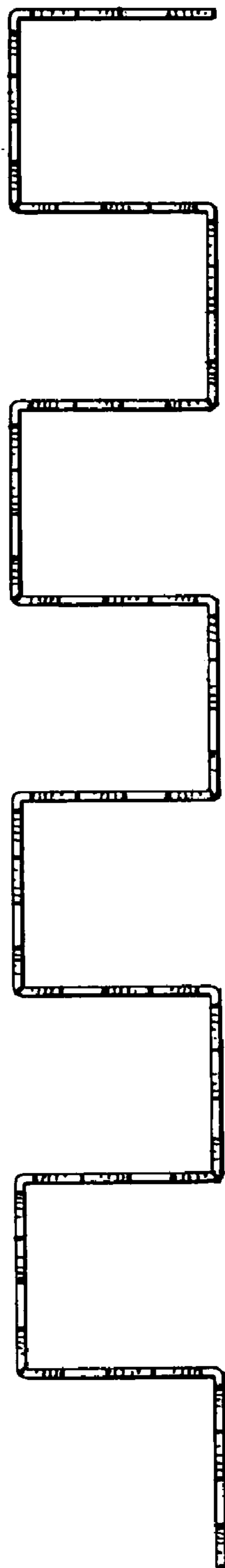
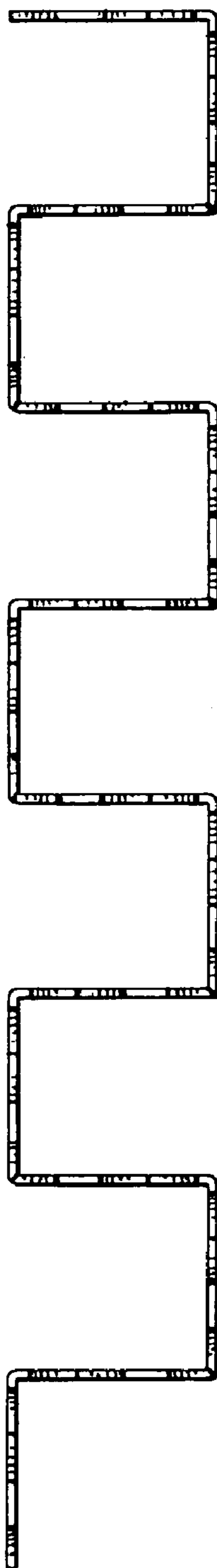


FIG. 4



*FIG. 5*



*FIG. 6*




FIG. 7