



US00D618362S

(12) **United States Design Patent**
Giraud et al.

(10) **Patent No.:** **US D618,362 S**
(45) **Date of Patent:** **** Jun. 22, 2010**

(54) **CONTAINER**

(76) Inventors: **Jean-Pierre Giraud**, 7 Rue de la Nativite, Paris (FR) 75012; **David Chedotal**, 20 Rue des Noyers, Greisheim Pres Molsheim (FR) F-67870

(**) Term: **14 Years**

(21) Appl. No.: **29/319,739**

(22) Filed: **Jun. 13, 2008**

(30) **Foreign Application Priority Data**

Mar. 13, 2008	(EM)	899042-0001
Mar. 13, 2008	(EM)	899042-0002
Mar. 13, 2008	(EM)	899042-0003-
Mar. 13, 2008	(EM)	899042-00074

(51) **LOC (9) Cl.** **24-01**

(52) **U.S. Cl.** **D24/224**

(58) **Field of Classification Search** D24/216-226;
422/99, 102, 375, 780, 834, 839; D9/503,
D9/504, 529, 530, 516, 522, 549; D3/203.1-203.8;
435/288.1, 304.1; 436/810
See application file for complete search history.

(56) **References Cited**

U.S. PATENT DOCUMENTS

D248,373	S	*	7/1978	Allen	D9/503
6,398,067	B1	*	6/2002	Belfance et al.	220/836
D491,275	S	*	6/2004	Walters et al.	D24/224
D495,060	S	*	8/2004	Hellstrom	D24/224
D539,655	S	*	4/2007	Kipperman et al.	D9/529
D540,169	S	*	4/2007	Tanner	D9/503
D554,508	S	*	11/2007	YunFu	D9/520
D555,490	S	*	11/2007	Liu	D9/549
D559,396	S	*	1/2008	Dave	D24/224
D573,474	S	*	7/2008	Beam et al.	D9/529
D587,587	S	*	3/2009	Schwartz et al.	D9/529

* cited by examiner

Primary Examiner—T. Chase Nelson

Assistant Examiner—Anhdao Doan

(74) *Attorney, Agent, or Firm*—McAndrews, Held & Malloy, Ltd.

(57) **CLAIM**

The ornamental design for a container, as shown and described.

DESCRIPTION

FIG. 1 is a front right top perspective view of an embodiment of our new design for a container with the top in a closed position;

FIG. 2 is a front elevation view thereof with the top in a closed position;

FIG. 3 is a back elevation view thereof with the top in a closed position;

FIG. 4 is a right side elevation view thereof with the top in a closed position;

FIG. 5 is a left side elevation view thereof with the top in a closed position;

FIG. 6 is a top plan view thereof with the top in a closed position;

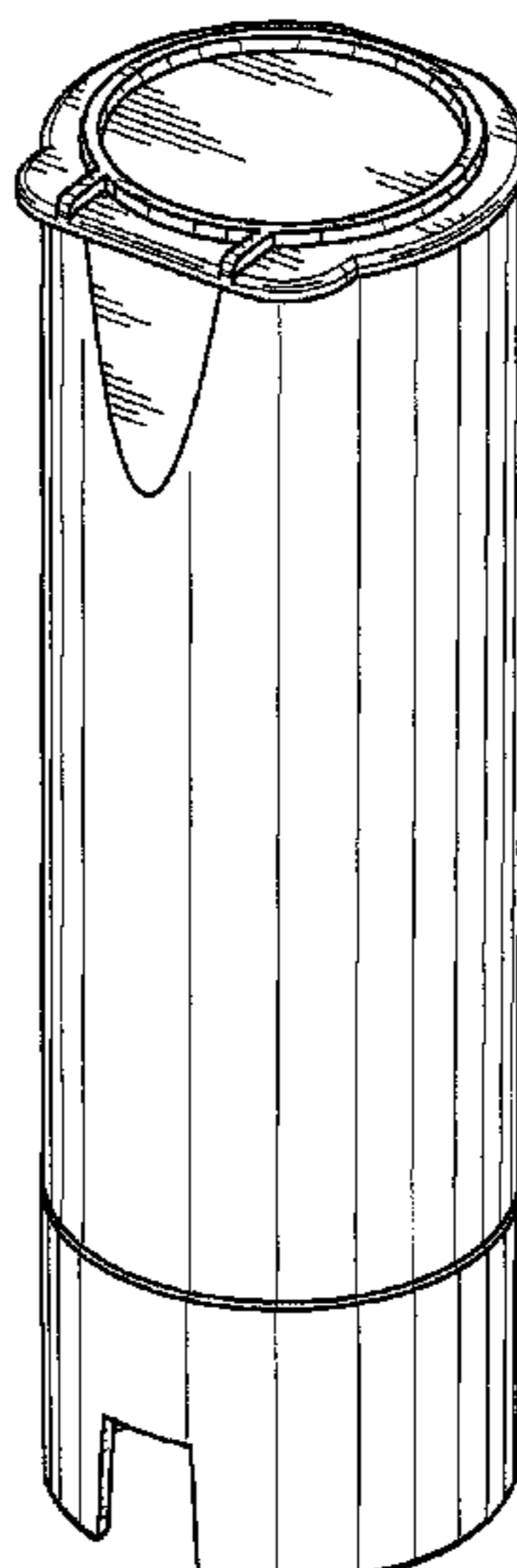
FIG. 7 is a bottom plan view thereof with the top in a closed position;

FIG. 8 is a front right top perspective view thereof with the top in an open position; and,

FIG. 9 is a right side elevation view thereof with the top in an open position.

The broken lines in FIGS. 2 and 7 are included for the purpose of illustrating portions of the container that form no part of the claimed design.

1 Claim, 6 Drawing Sheets






Fig. 1




Fig. 2

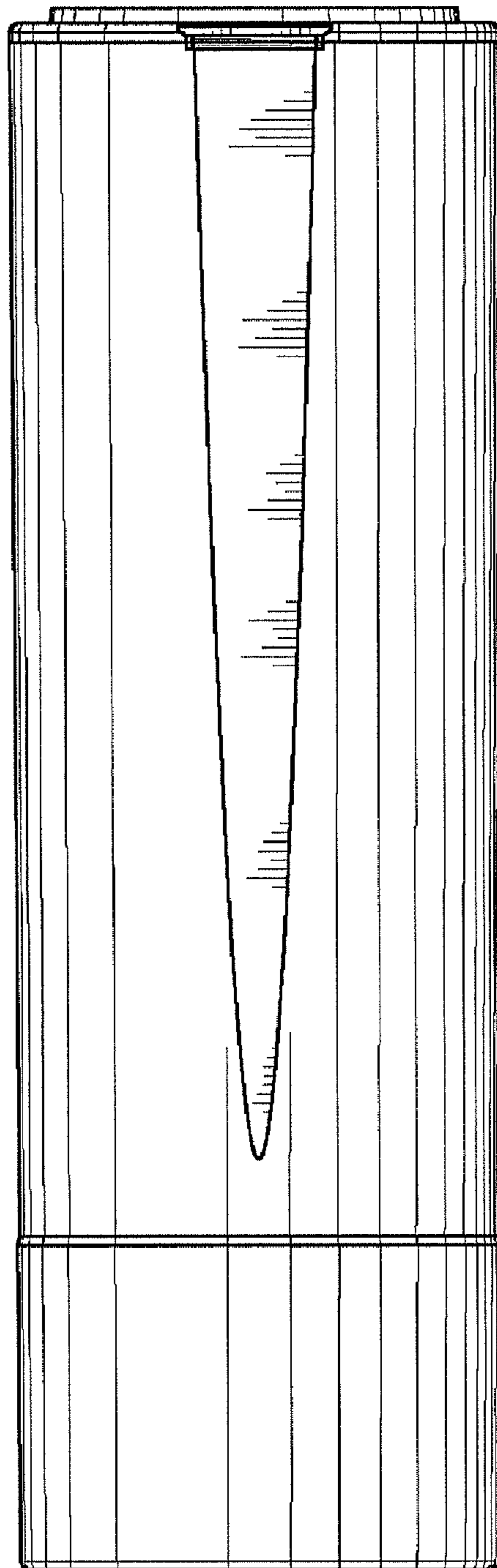


Fig. 3




Fig. 4




Fig. 5

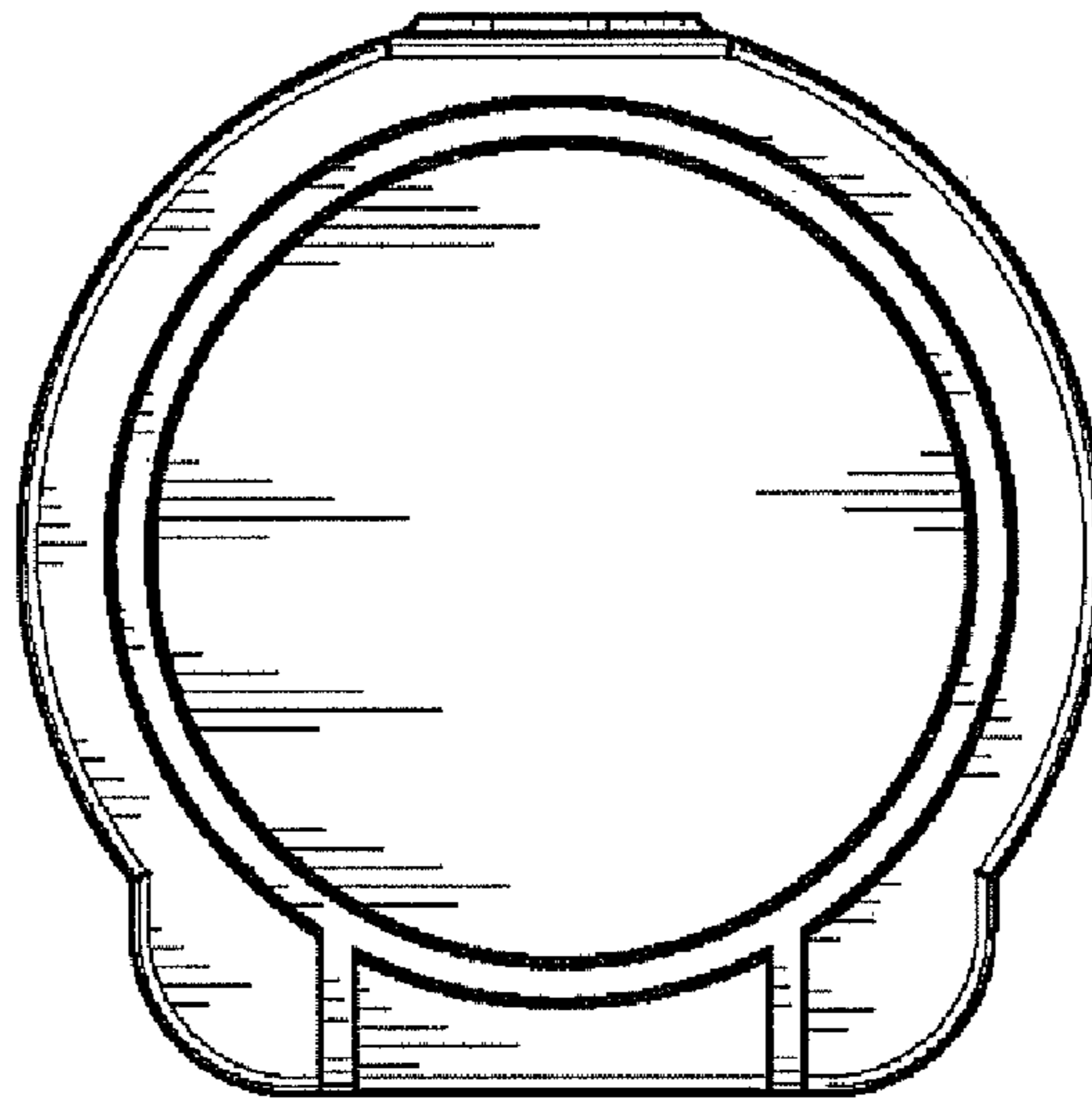


Fig. 6

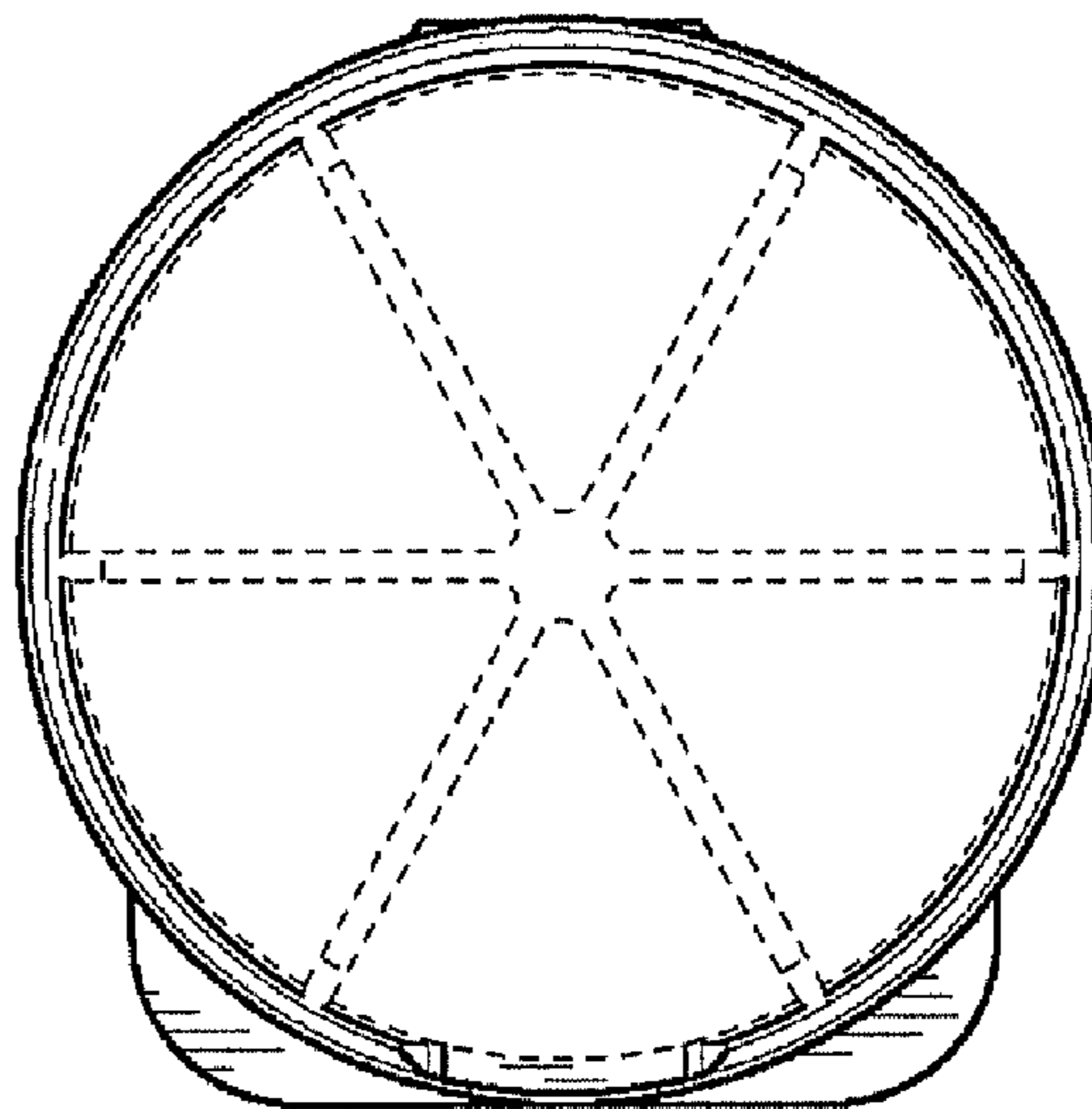


Fig. 7

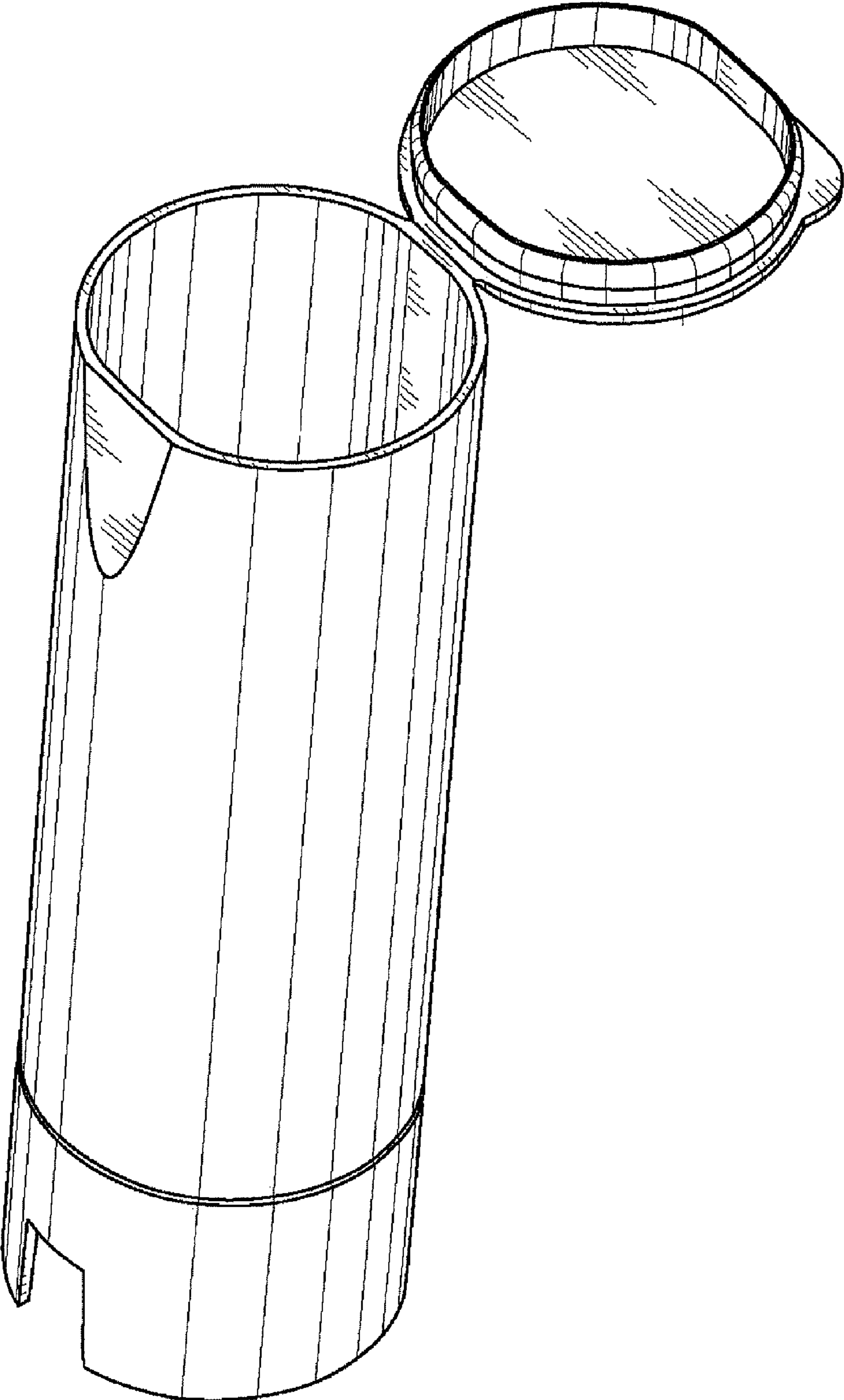


Fig. 8




Fig. 9