



US00D618359S

(12) **United States Design Patent**  
**Einarsson**

(10) **Patent No.:** **US D618,359 S**  
(45) **Date of Patent:** **\*\* Jun. 22, 2010**

(54) **EXPANSION PART FOR ORTHOPEDIC DEVICE**

FOREIGN PATENT DOCUMENTS

AU 37277/93 B 9/1993

(Continued)

(75) Inventor: **Palmi Einarsson**, San Juan Capistrano, CA (US)

OTHER PUBLICATIONS

(73) Assignee: **Ossur HF**, Reykjavik (IS)

Veolcity™ Ankle Brace, Product Information Brochure, Mar. 1, 2010, 2 pages.

(\*\*) Term: **14 Years**

(Continued)

(21) Appl. No.: **29/343,470**

*Primary Examiner*—Philip S Hyder

*Assistant Examiner*—Susan E Krakower

(22) Filed: **Sep. 14, 2009**

(74) *Attorney, Agent, or Firm*—Bacon & Thomas, PLLC

(51) **LOC (9) Cl.** ..... **24-01**

(57) **CLAIM**

(52) **U.S. Cl.** ..... **D24/192**

The ornamental design for an expansion part for an orthopedic device, as shown and described.

(58) **Field of Classification Search** ..... D24/188–192; 602/5–7, 16, 21–23, 27–29, 64–65; 128/882; D21/771–772; D2/891, 904; D11/200, 218; D8/367, 383; 24/197, 200; 36/50.1, 114, 36/117.2, 118.2; 2/323

**DESCRIPTION**

FIG. 1 is a perspective view of an expansion part for an orthopedic device.

FIG. 2 is a second perspective view according to the expansion part of FIG. 1.

See application file for complete search history.

FIG. 3 is a front elevational view according to the expansion part of FIG. 1.

(56) **References Cited**

U.S. PATENT DOCUMENTS

1,381,290	A	6/1921	Diadul	
3,222,688	A *	12/1965	Rosenzweig	2/323
3,674,023	A	7/1972	Mann	
3,713,437	A	1/1973	Wiedmer	
4,280,488	A	7/1981	Polsky et al.	
4,280,489	A	7/1981	Johnson, Jr.	
4,446,856	A	5/1984	Jordan	
4,497,070	A	2/1985	Cho	
4,510,927	A	4/1985	Peters	
4,517,968	A	5/1985	Greene et al.	
4,628,945	A	12/1986	Johnson, Jr.	
4,646,726	A	3/1987	Westin et al.	
4,651,726	A	3/1987	Holland	

FIG. 4 is a rear elevational view according to the expansion part of FIG. 1.

FIG. 5 is a first side elevational view according to the expansion part of FIG. 1.

FIG. 6 is a second side elevational view according to the expansion part of FIG. 1.

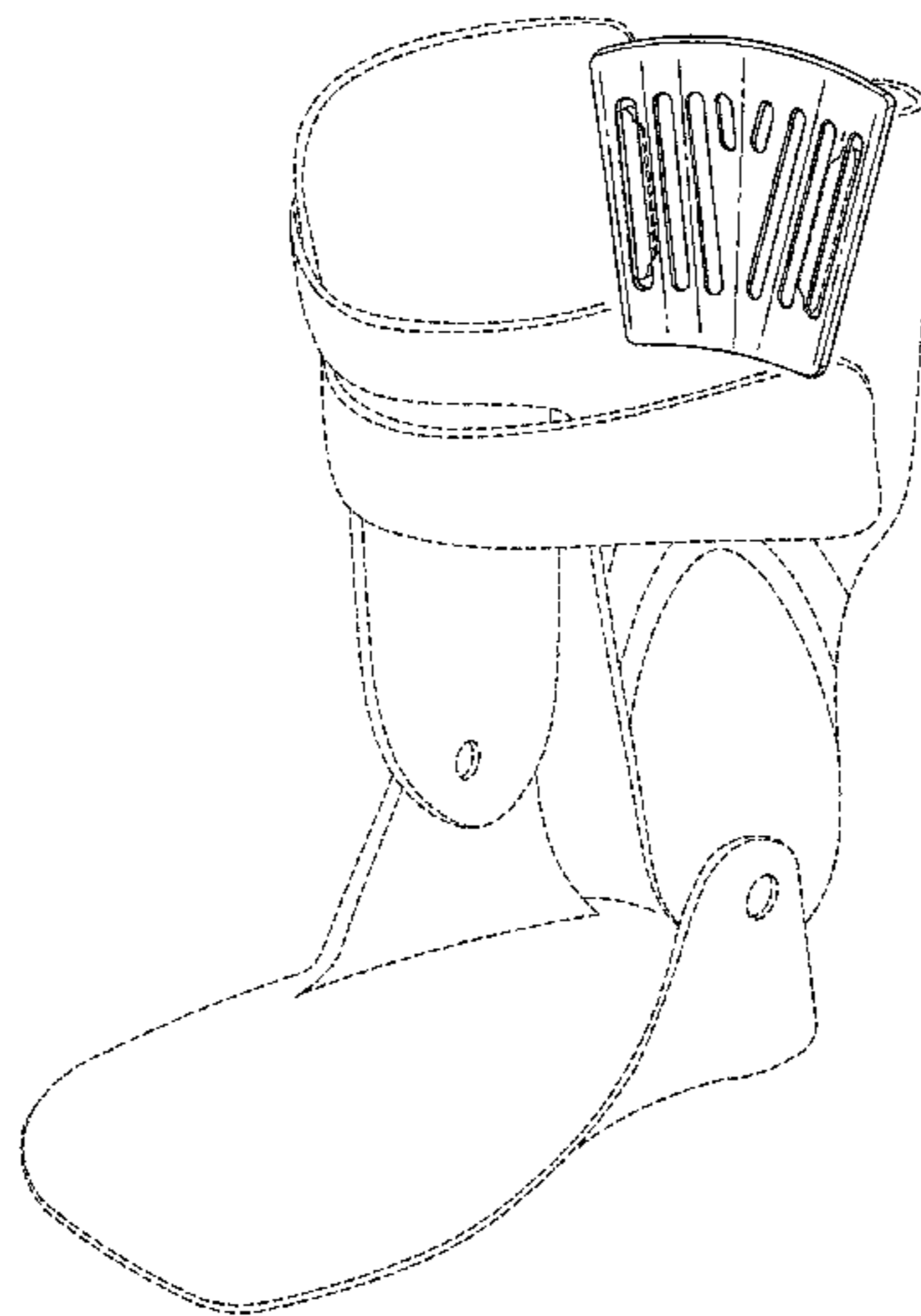
FIG. 7 is a top plan view according to the expansion part of FIG. 1; and,

FIG. 8 is a bottom plan view according to the expansion part of FIG. 1.

The broken lines illustrate environmental structure of the expansion part for an orthopedic device and form no part of the claimed design.

(Continued)

**1 Claim, 8 Drawing Sheets**



U.S. PATENT DOCUMENTS

D291,005 S \* 7/1987 Berlese ..... D24/190  
 4,724,847 A 2/1988 Nelson  
 4,825,856 A 5/1989 Nelson  
 4,834,078 A 5/1989 Biedermann  
 4,865,023 A 9/1989 Craythorne et al.  
 4,934,355 A 6/1990 Porcelli  
 RE33,395 E 10/1990 Peters  
 4,966,134 A 10/1990 Brewer  
 4,977,891 A 12/1990 Grim  
 5,031,607 A 7/1991 Peters  
 5,050,620 A 9/1991 Cooper  
 5,088,478 A 2/1992 Grim  
 D326,719 S 6/1992 Eghamn  
 5,125,400 A 6/1992 Johnson, Jr.  
 D328,044 S \* 7/1992 Murai ..... D11/218  
 5,177,884 A 1/1993 Rullier  
 5,209,722 A 5/1993 Miklaus et al.  
 5,209,772 A 5/1993 Miklaus et al.  
 5,217,431 A 6/1993 Toronto et al.  
 D338,066 S 8/1993 Baron  
 5,242,379 A 9/1993 Harris et al.  
 D342,595 S \* 12/1993 Day ..... D2/891  
 5,348,530 A 9/1994 Grim et al.  
 5,366,439 A 11/1994 Peters  
 5,445,602 A 8/1995 Grim et al.  
 5,496,263 A 3/1996 Fuller, II et al.  
 5,501,659 A 3/1996 Morris et al.  
 5,527,269 A 6/1996 Reithofer  
 5,613,941 A 3/1997 Prengler  
 5,676,642 A 10/1997 Peters  
 D394,112 S 5/1998 Duback et al.  
 5,775,006 A \* 7/1998 Breuner ..... 36/50.1  
 5,778,563 A 7/1998 Ahlbaumer  
 5,795,316 A 8/1998 Gaylord  
 5,797,865 A 8/1998 McDavid, III  
 5,836,903 A 11/1998 Peters  
 5,853,381 A 12/1998 Stevenson et al.  
 5,868,693 A 2/1999 Duback et al.  
 5,902,259 A 5/1999 Wilkerson  
 5,944,678 A 8/1999 Hubbard  
 5,951,504 A 9/1999 Iglesias et al.  
 5,971,946 A 10/1999 Quinn et al.  
 6,024,712 A 2/2000 Iglesias et al.  
 6,053,884 A 4/2000 Peters  
 6,083,185 A 7/2000 Lamont  
 6,126,625 A 10/2000 Lundberg  
 6,309,489 B1 \* 10/2001 Fildan et al. .... 156/73.3  
 6,350,246 B1 2/2002 DeToro et al.  
 6,398,750 B1 6/2002 Quinn et al.  
 6,602,215 B1 8/2003 Richie, Jr.  
 D480,946 S \* 10/2003 Estep, Jr. .... D8/367

6,656,145 B1 12/2003 Morton  
 6,689,081 B2 2/2004 Bowman  
 6,749,578 B2 6/2004 Peters  
 6,858,017 B2 2/2005 Peters  
 6,964,663 B2 11/2005 Grant et al.  
 D527,829 S \* 9/2006 Dodo et al. .... D24/206  
 7,115,105 B2 10/2006 Cropper  
 D543,281 S \* 5/2007 Rabe ..... D24/192  
 D552,743 S 10/2007 Verkade et al.  
 D552,744 S 10/2007 Verkade et al.  
 7,288,076 B2 10/2007 Grim et al.  
 D567,072 S \* 4/2008 Ingimundarson et al. .... D8/383  
 7,524,297 B2 \* 4/2009 Shimada et al. .... 602/16  
 7,615,026 B1 11/2009 Peters et al.  
 D611,157 S \* 3/2010 Peters et al. .... D24/192  
 2001/0056251 A1 12/2001 Peters  
 2002/0029009 A1 3/2002 Bowman  
 2003/0014001 A1 1/2003 Martin  
 2003/0158506 A1 8/2003 Hinshon  
 2004/0225242 A1 11/2004 Lidolt et al.  
 2005/0096576 A1 5/2005 Castro  
 2005/0165338 A1 7/2005 Iglesias et al.  
 2006/0084899 A1 4/2006 Verkade et al.  
 2007/0060854 A1 3/2007 Cropper  
 2007/0213649 A1 9/2007 Gaylord

FOREIGN PATENT DOCUMENTS

EP 619 102 B1 7/2001  
 FR 2 766 359 7/1998  
 WO 93/06797 4/1993  
 WO 2006/1041992 A3 4/2006

OTHER PUBLICATIONS

T1 Trainer Active Ankle Brace, Product Information from website www.activeankle.com, Jun. 26, 2008, 1 page.  
 Active Ankle—T2 Product Information from website www.activeankle.com, Jun. 26, 2008, 1 page.  
 Chameleon brace product information from website www.getchameleon.com, Jun. 26, 2008, 1 page.  
 Step Smart® product information brochure, Jun. 26, 2008, 2 pages.  
 Swedeo-O Arch Lok® product information from website: www.swedo.com/arch.htm, Jun. 26, 2008, 1 page.  
 Sure Step Fixed Position Ankle Brace, product information from website: www.ankleshop.com/proddetail.asp? prod=A382XX, Jun. 26, 2008, 1 page.  
 Bledsoe SideKick Ankle Brace product information brochure, Mar. 1, 2010.  
 Bledsoe Ultimate Ankle Brace product information brochure, Mar. 1, 2010.  
 Breg product information brochure, Jun. 26, 2008.

\* cited by examiner

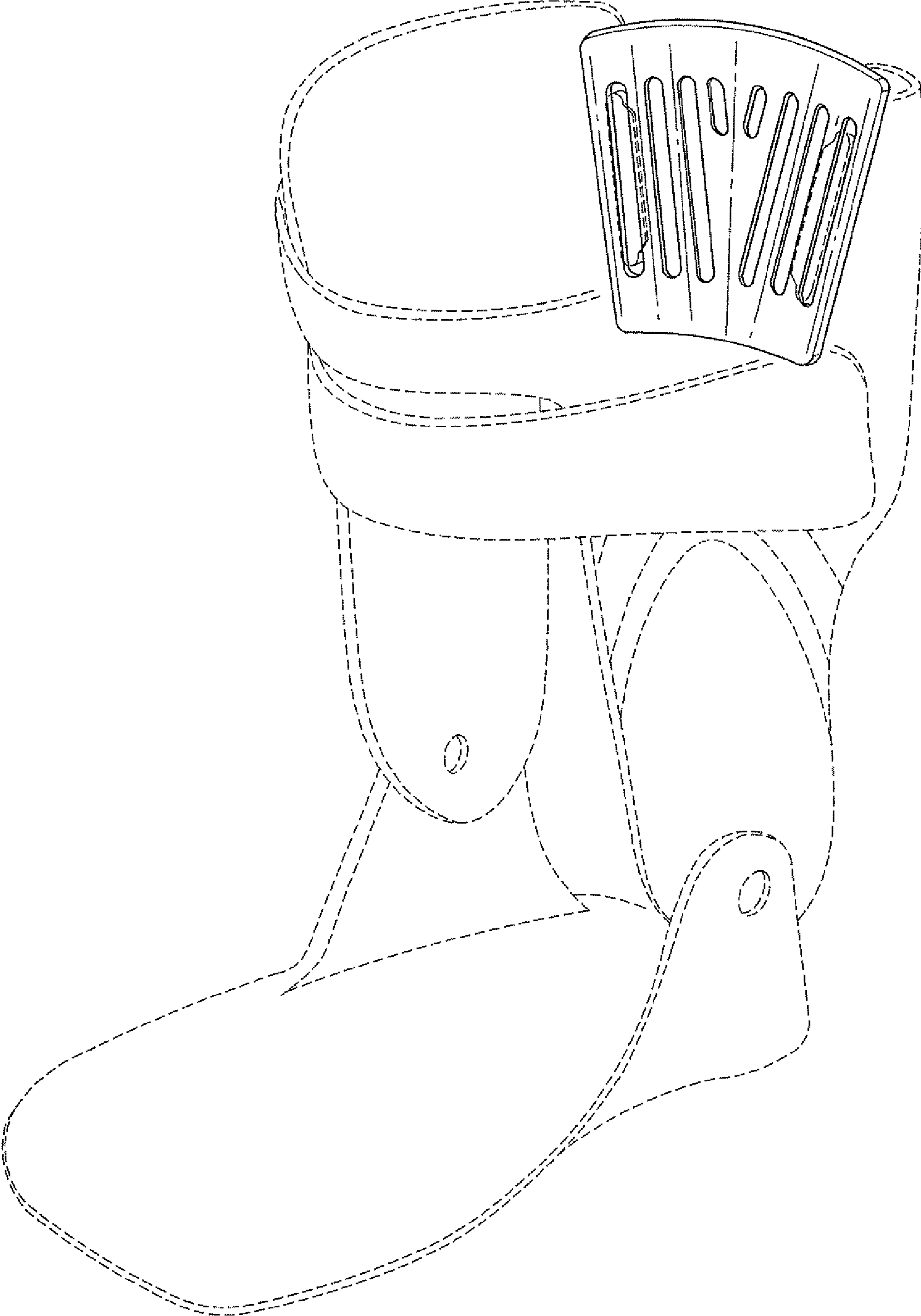


FIG. 1



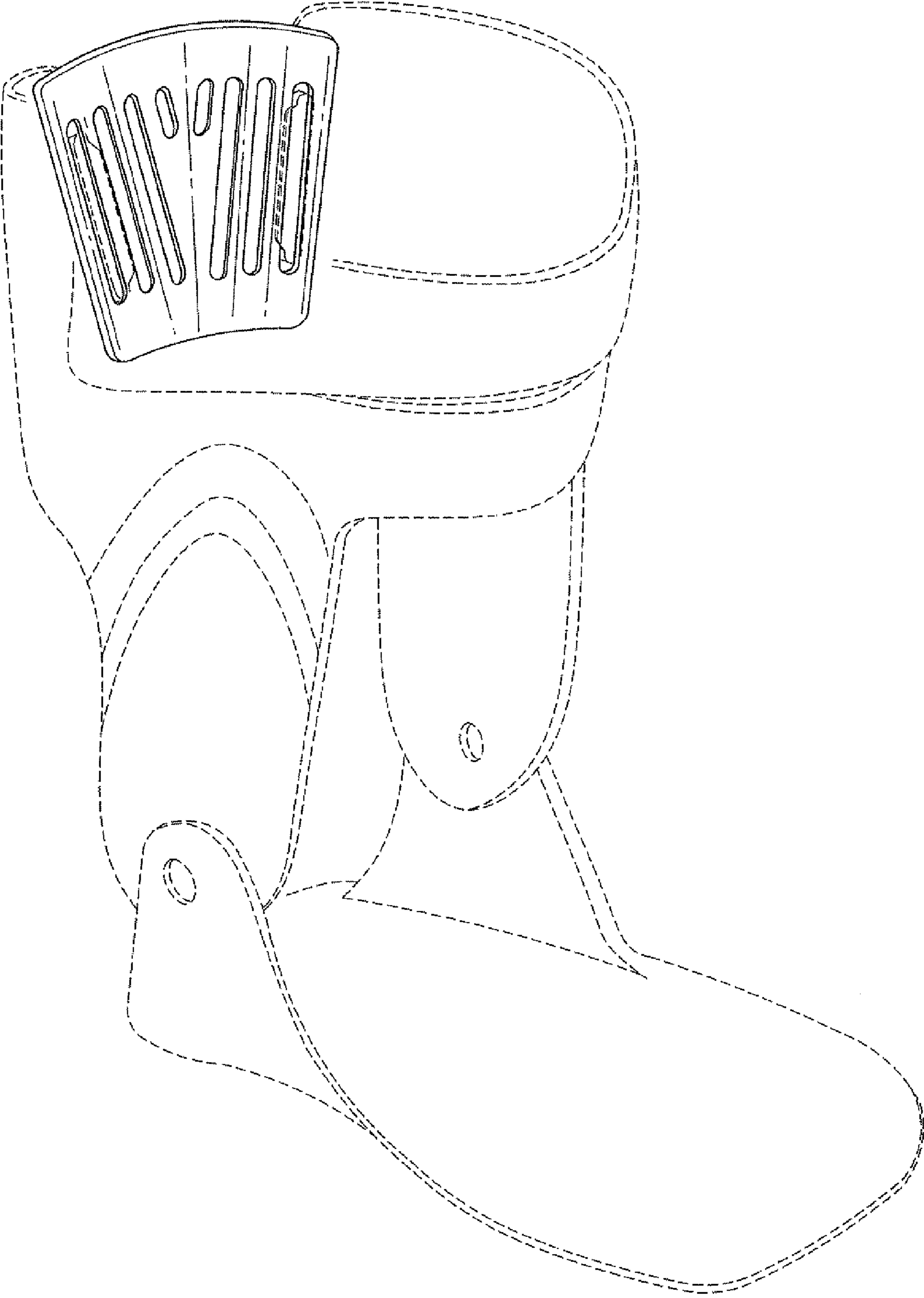


FIG. 2

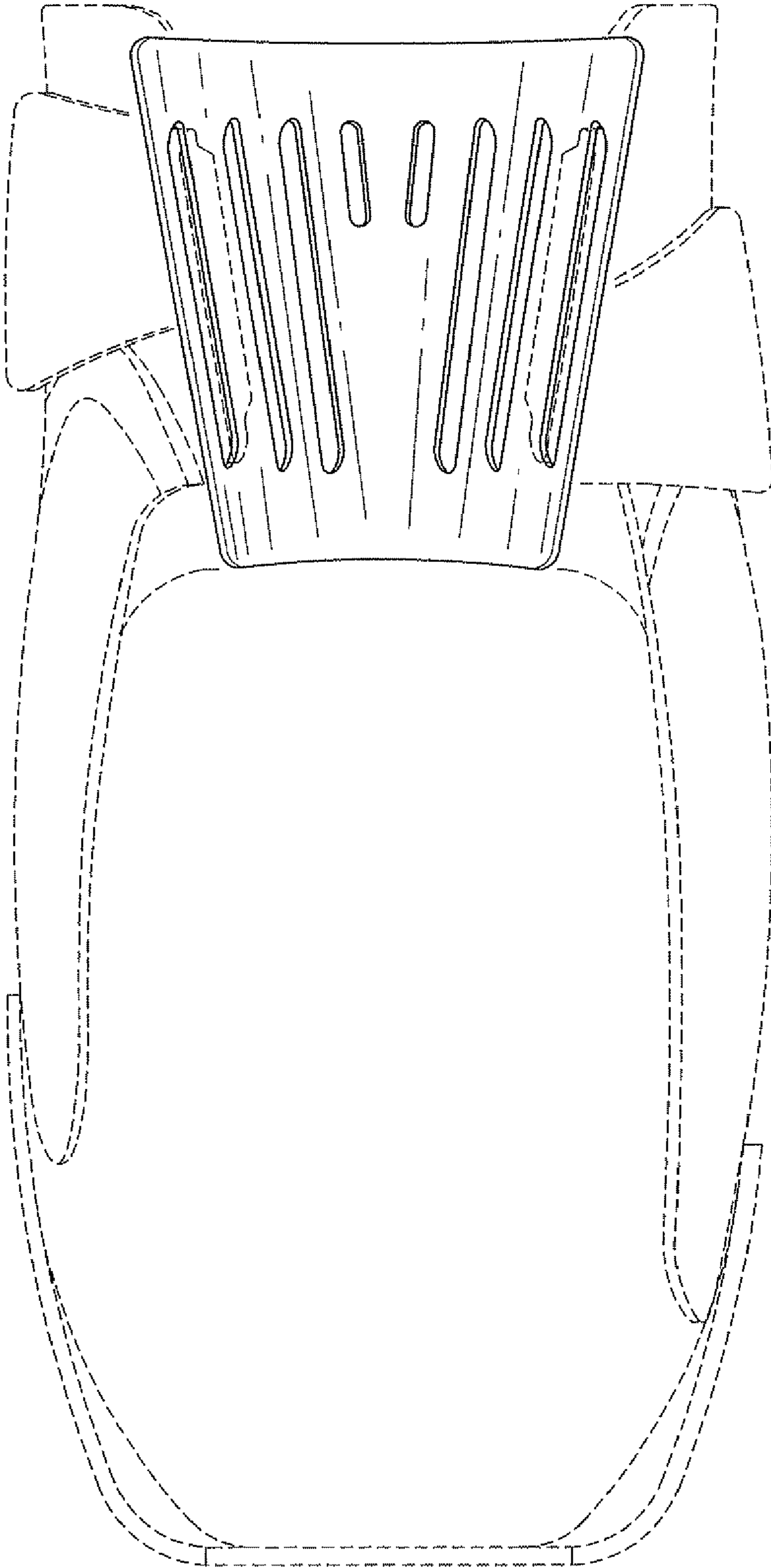


FIG. 3

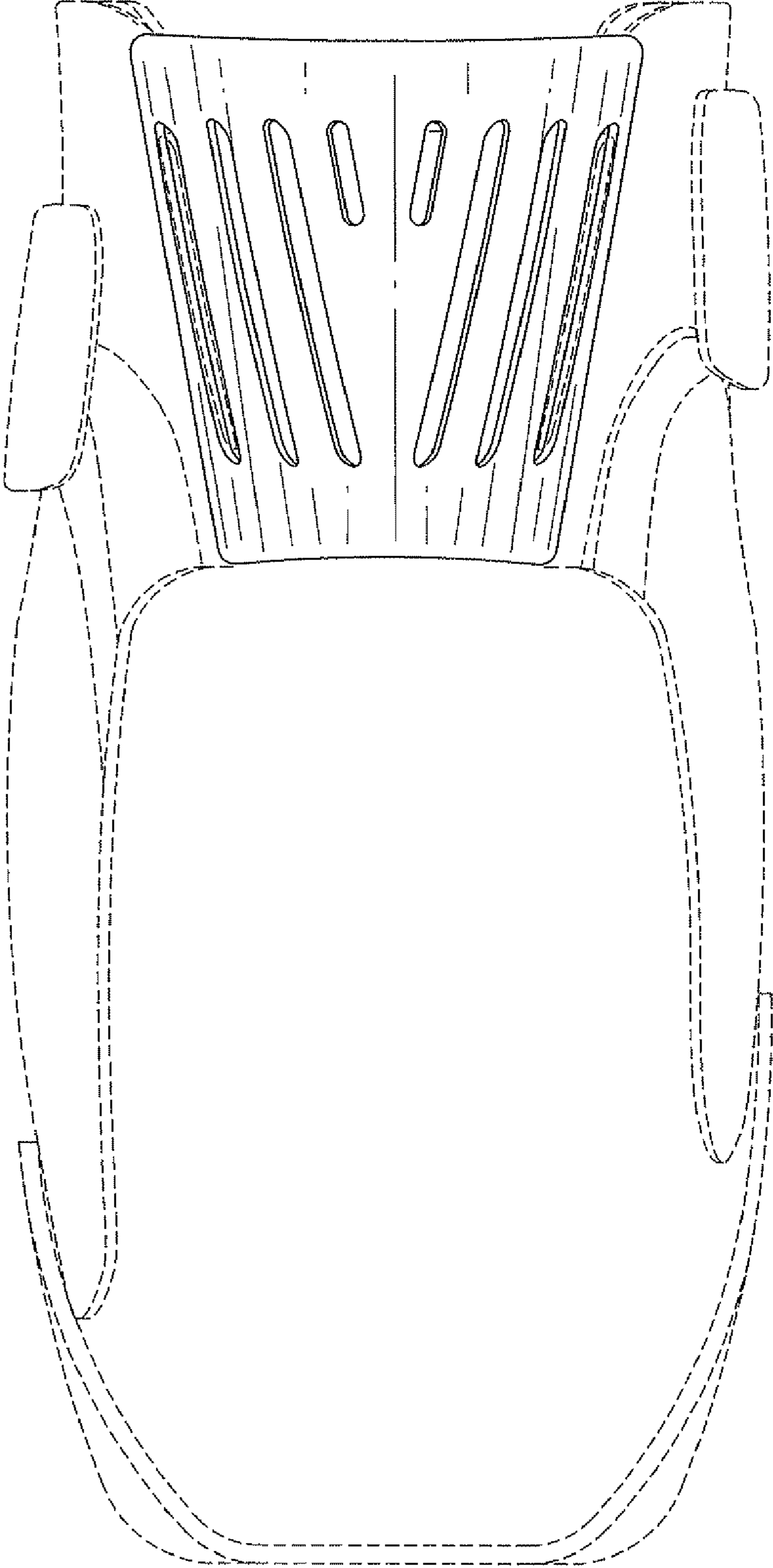


FIG. 4

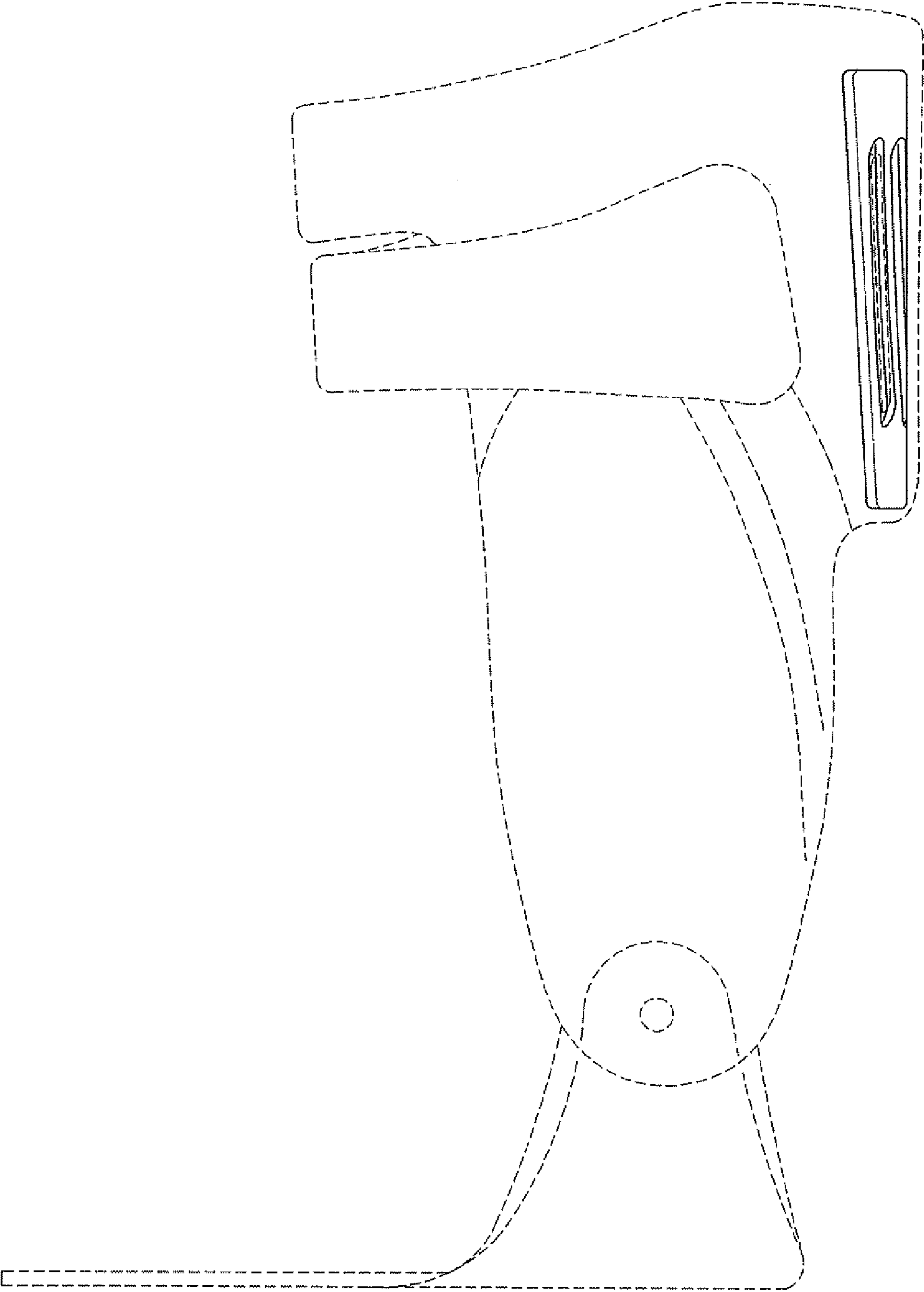


FIG. 5

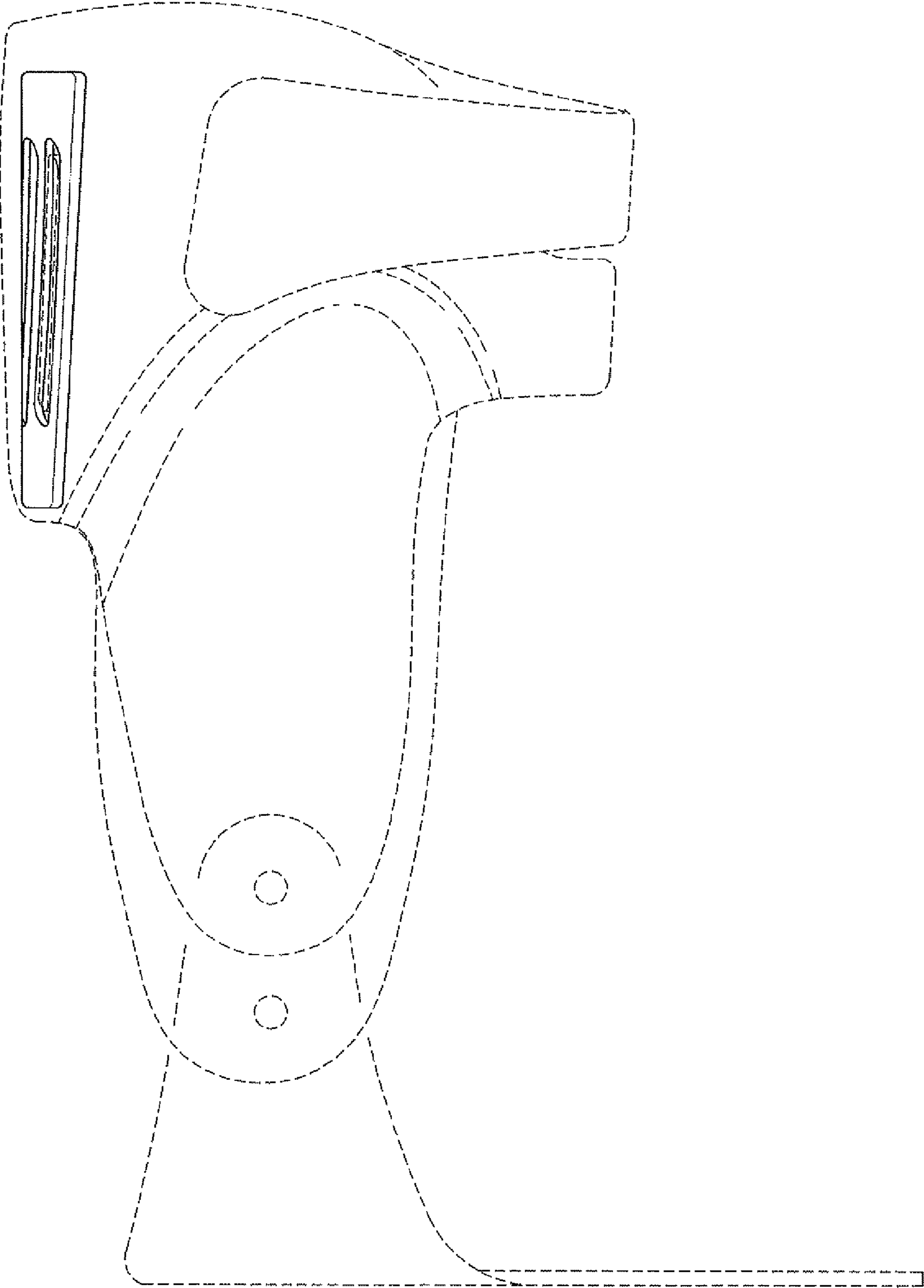


FIG. 6



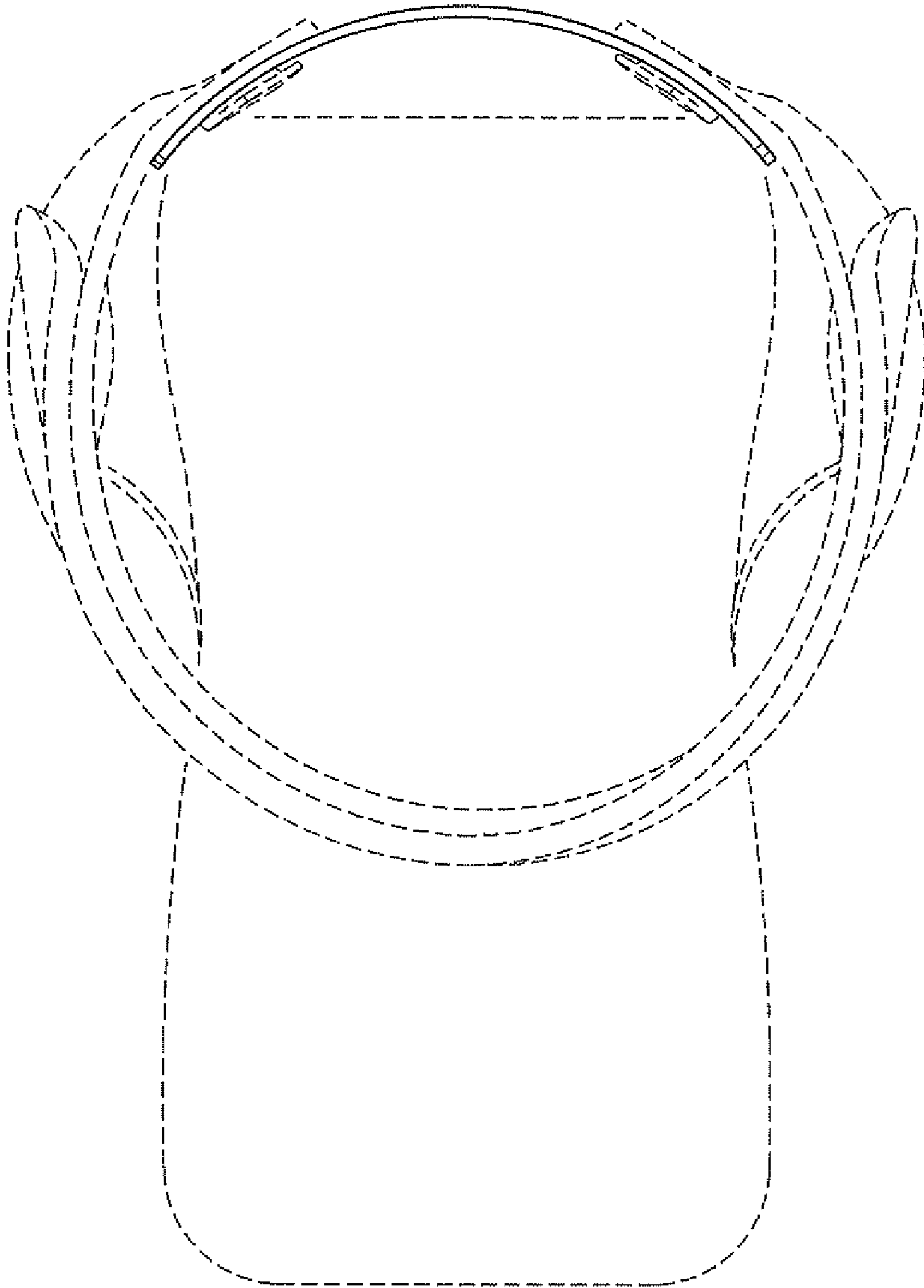


FIG. 7

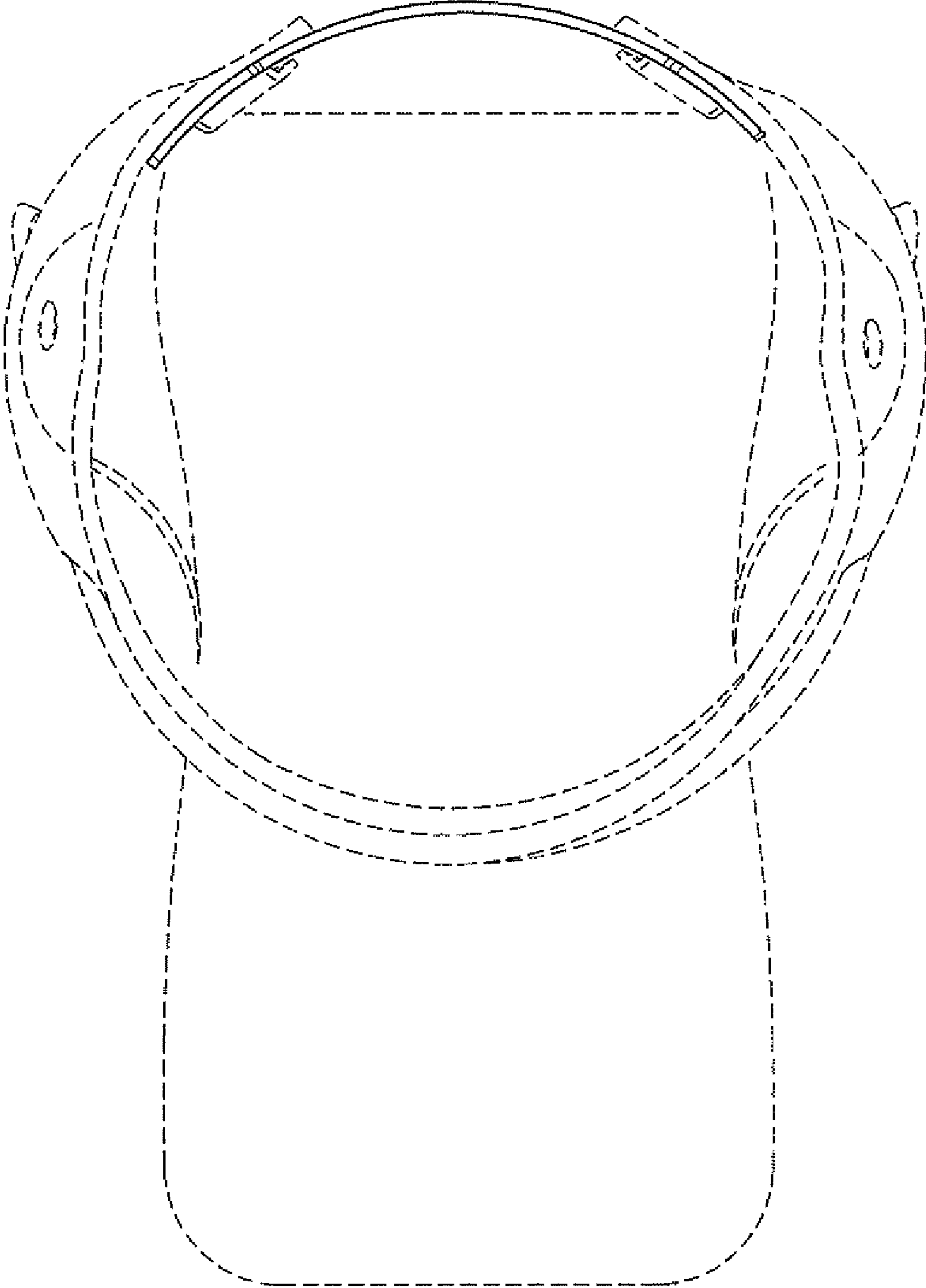


FIG. 8