



US00D618313S

(12) **United States Design Patent**
Madara et al.

(10) **Patent No.:** **US D618,313 S**
(45) **Date of Patent:** **** *Jun. 22, 2010**

(54) **PIPE COUPLING SEGMENT**

(75) Inventors: **Scott D. Madara**, Nazareth, PA (US);
Matthew A. Bowman, Palmer, PA (US)

(73) Assignee: **Victaulic Company**, Easton, PA (US)

(*) Notice: This patent is subject to a terminal disclaimer.

(**) Term: **14 Years**

(21) Appl. No.: **29/342,661**

(22) Filed: **Aug. 28, 2009**

(51) **LOC (9) Cl.** **23-01**
(52) **U.S. Cl.** **D23/262**
(58) **Field of Classification Search** D23/259–269;
285/1, 53, 104–105, 404, 112, 340, 367,
285/373, 915, 11–12, 7, 177, 394–395, 307,
285/179, 179.1, 133.11–133.12, 423, 358,
285/903; 411/5, 10

See application file for complete search history.

(56) **References Cited**

U.S. PATENT DOCUMENTS

1,851,574 A	3/1932	Fiederlein	
1,905,324 A	4/1933	Walters	
1,930,194 A	10/1933	Dillon	
2,020,554 A	11/1935	Johnson	
D142,057 S	8/1945	Baxter	
D168,928 S	3/1953	English	
2,650,115 A	8/1953	Hall	
2,752,173 A	6/1956	Krooss	
3,078,108 A	2/1963	Smith	
3,189,969 A	6/1965	Sweet	
3,695,638 A	10/1972	Blakeley	
3,756,629 A	9/1973	Gibb	
3,788,677 A *	1/1974	Stade et al.	285/367
3,797,836 A *	3/1974	Hailing	285/367
3,964,773 A *	6/1976	Stade et al.	285/367
4,218,080 A	8/1980	Kendrick	
4,408,788 A	10/1983	Beukema	
4,417,755 A	11/1983	Gittleman	

4,611,839 A *	9/1986	Rung et al.	285/367
D287,532 S	12/1986	Jones et al.	
4,639,020 A *	1/1987	Rung et al.	285/367
D298,802 S	12/1988	Tekirian	
4,896,902 A	1/1990	Weston	
4,966,395 A	10/1990	Hendrickson	
5,058,931 A	10/1991	Bowsher	
5,118,139 A *	6/1992	Lott	285/15

(Continued)

OTHER PUBLICATIONS

Asian Sources Hardware (Apr. 2005), p. 187.

Primary Examiner—T. Chase Nelson

Assistant Examiner—Eric L Goodman

(74) *Attorney, Agent, or Firm*—Ballard Spahr LLP

(57) **CLAIM**

We claim the ornamental design for a pipe coupling segment, as shown and described.

DESCRIPTION

FIG. 1 is an isometric view of our design for a pipe coupling segment;

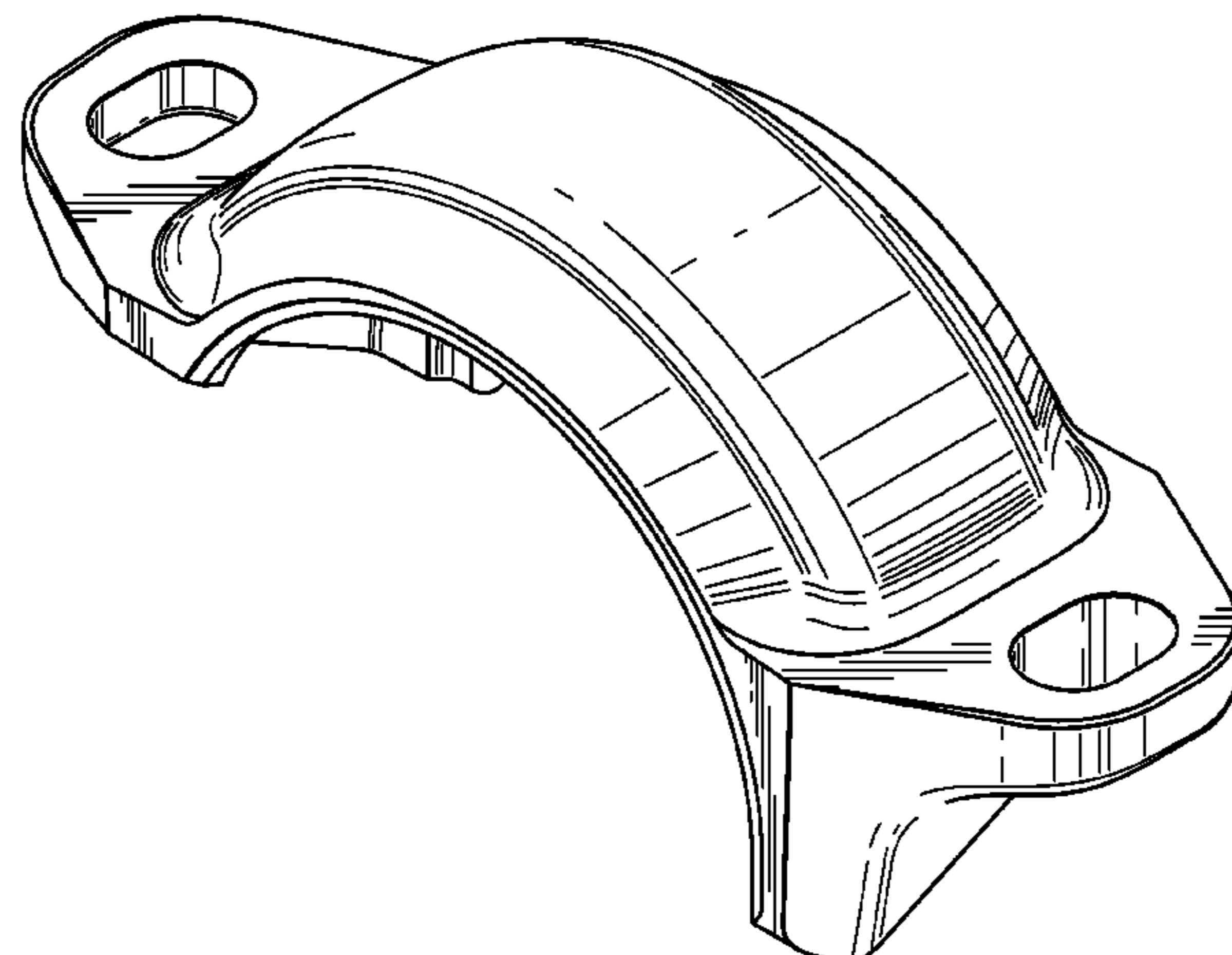
FIG. 2 is a front view of the design for the pipe coupling segment shown in FIG. 1, the rear view being identical;

FIG. 3 is a top view of the design for the pipe coupling segment shown in FIG. 1;

FIG. 4 is a bottom view of the design for the pipe coupling segment shown in FIG. 1; and,

FIG. 5 is a left side view of the design for the pipe coupling segment shown in FIG. 1, the right side view being identical.

1 Claim, 2 Drawing Sheets



US D618,313 S

Page 2

U.S. PATENT DOCUMENTS

5,911,446	A	6/1999	McLennan et al.				
6,076,861	A	6/2000	Ikeda				
6,170,884	B1 *	1/2001	McLennan et al.	285/112			
6,312,025	B1	11/2001	Wolfsdorf				
6,626,466	B1	9/2003	Dole				
7,090,259	B2	8/2006	Dole				
D558,307	S	12/2007	Gibb et al.				
D560,764	S	1/2008	Gibb et al.				
D568,451	S	5/2008	Gibb et al.				
D568,970	S	5/2008	Gibb et al.				
D568,971	S	5/2008	Gibb et al.				
D570,458	S	6/2008	Gibb et al.				
7,401,819	B2	7/2008	Gibb et al.				
D583,444	S	12/2008	Nagle et al.				
D583,914	S	12/2008	Pierce et al.				
D583,916	S	12/2008	Madara et al.				
D587,347	S	2/2009	Madara et al.				
D587,348	S	2/2009	Madara et al.				
D587,349	S	2/2009	Madara et al.				
7,549,681	B1 *	6/2009	Matzner	285/367			
D598,077	S	8/2009	Gibb et al.				
D600,325	S	9/2009	Porter et al.				
D600,326	S	9/2009	Gibb et al.				
7,591,055	B2 *	9/2009	Gibb et al.	29/282			
D605,736	S *	12/2009	Porter et al.	D23/262			
2004/0036291	A1 *	2/2004	Dole	285/367			
2005/0242584	A1 *	11/2005	Matzner	285/367			
2005/0242585	A1	11/2005	Dole et al.				
2005/0253383	A1 *	11/2005	Gibb et al.	285/112			
2008/0048444	A1	2/2008	Porter et al.				
2008/0272595	A1	11/2008	Gibb et al.				

* cited by examiner

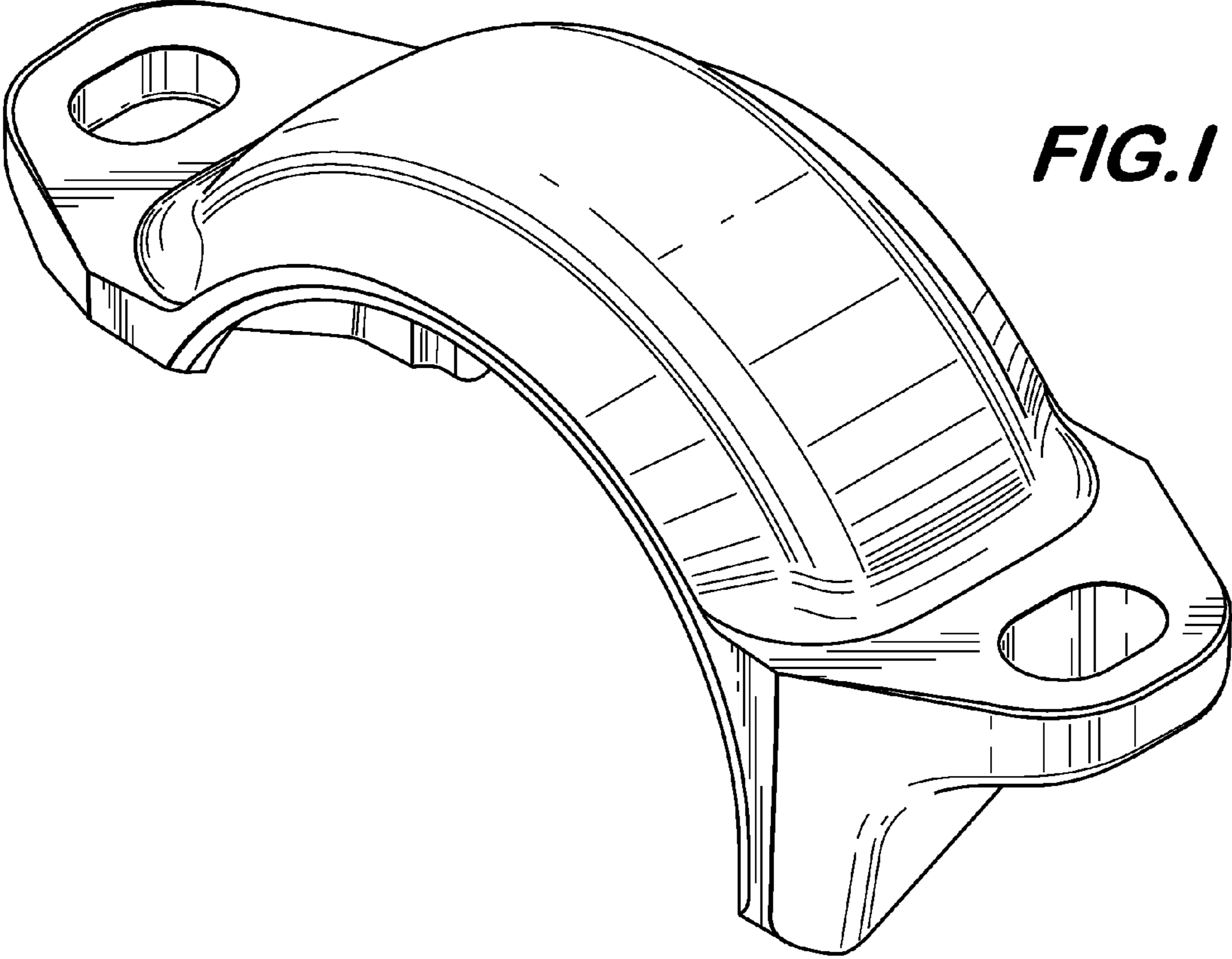


FIG. 2

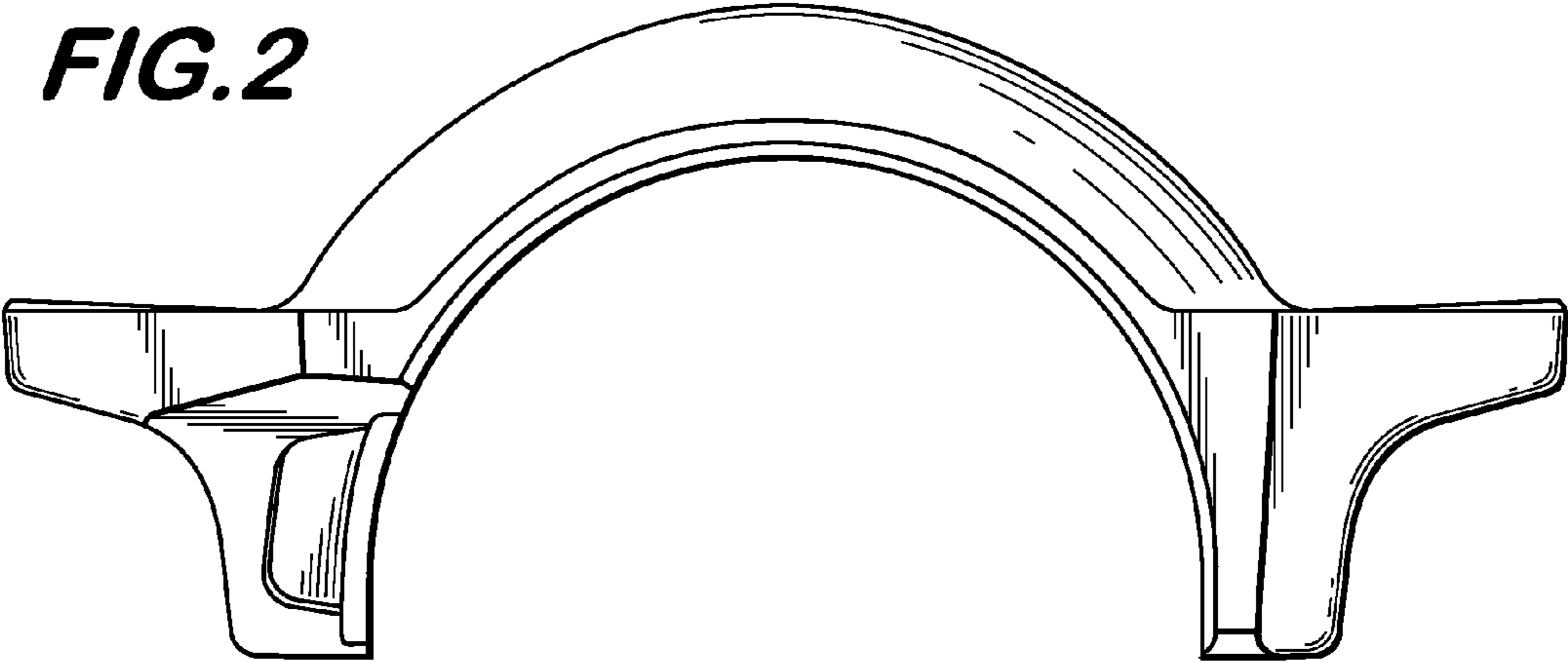


FIG.3

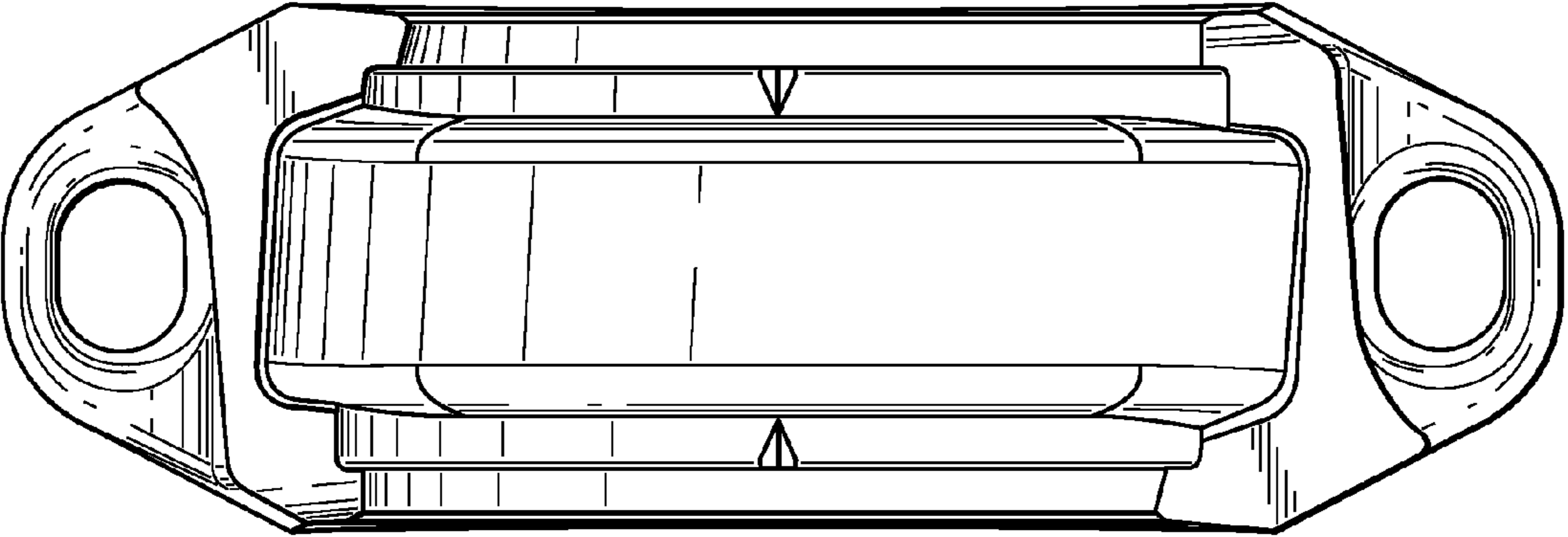
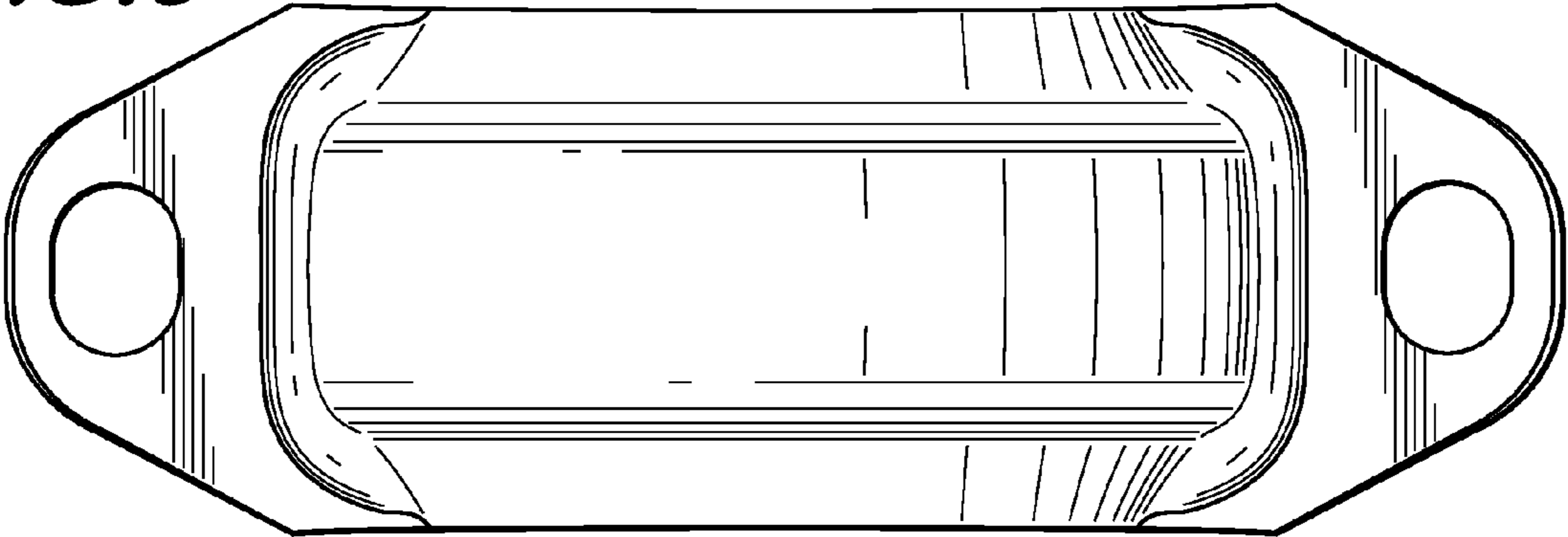


FIG.4

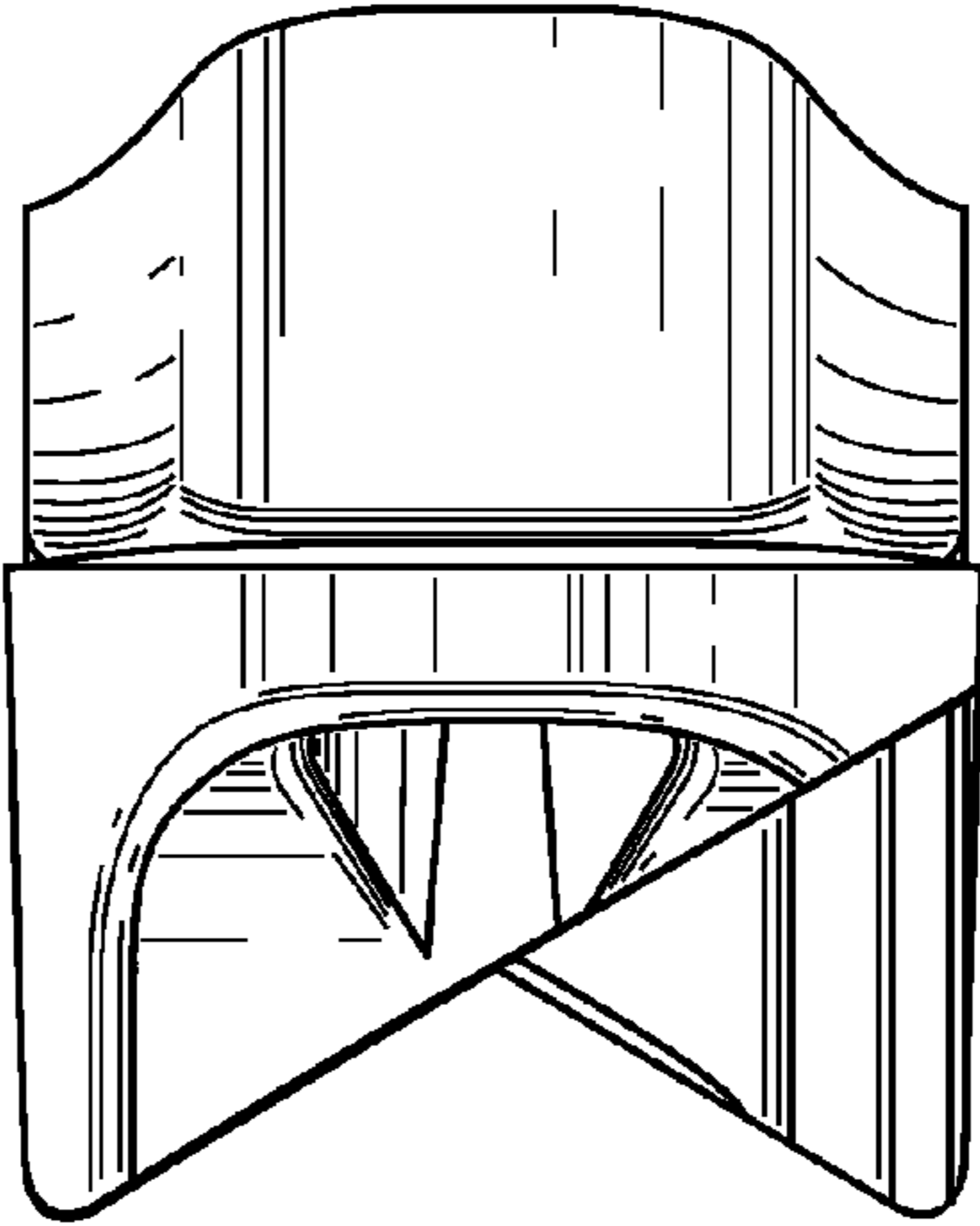


FIG.5