



US00D618272S

(12) **United States Design Patent**
Daniel

(10) **Patent No.:** **US D618,272 S**
(45) **Date of Patent:** **** Jun. 22, 2010**

(54) **SPECTACLE SIDE-PIECE PROTECTOR**

6,820,739 B1 * 11/2004 Spitzer 206/5
7,201,479 B2 * 4/2007 Spitzer 351/158
2001/0043308 A1 11/2001 Menuck et al.

(75) Inventor: **Pierre Daniel**, Evreux (FR)

(73) Assignee: **Pierrick Pe Be'l**, Evreux (FR)

(**) Term: **14 Years**

(21) Appl. No.: **29/298,197**

(22) Filed: **Nov. 30, 2007**

(30) **Foreign Application Priority Data**

May 30, 2007 (EP) 000731567-0001

(51) **LOC (9) Cl.** **16-06**

(52) **U.S. Cl.** **D16/336**

(58) **Field of Classification Search** D16/101,
D16/300-342; D27/148; D21/190; D24/110.2;
351/43, 122, 158; 2/12, 13, 15, 437; 206/5;
D12/196; D14/156, 206, 223
See application file for complete search history.

(56) **References Cited**

U.S. PATENT DOCUMENTS

3,993,403 A * 11/1976 Brown 351/178
4,786,158 A * 11/1988 Barfus-Shanks et al. 351/122
D299,356 S * 1/1989 Lyons D16/339
D322,446 S * 12/1991 Bell, Jr. D16/335
5,440,355 A * 8/1995 Ross 351/122
5,583,585 A * 12/1996 Sternberg et al. 351/122
D389,853 S * 1/1998 Kosakowski D16/330

FOREIGN PATENT DOCUMENTS

EP 0 305 281 3/1989
FR 06/09625 11/2006
GB 2 200 473 8/1988
GB 2 398 884 9/2004

* cited by examiner

Primary Examiner—Raphael Barkai

Assistant Examiner—Randall H Gholson

(74) *Attorney, Agent, or Firm*—Young & Thompson

(57) **CLAIM**

The ornamental design for a spectacle side-piece protector, as shown and described.

DESCRIPTION

FIG. 1 is a perspective view of two spectacle side-piece protectors, showing the manner of use thereof;

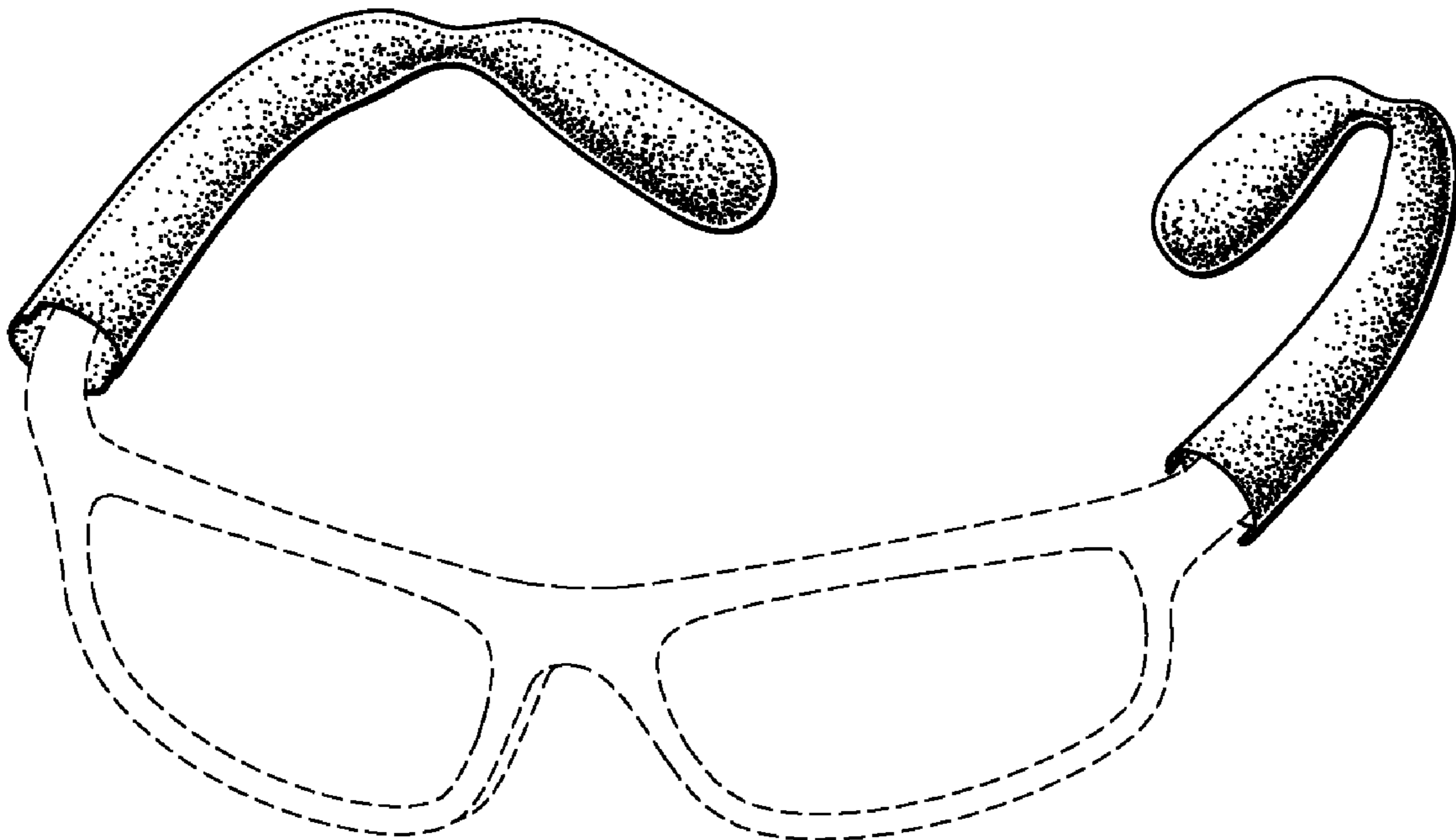
FIG. 2 is a perspective view of a spectacle side-piece protector according to the invention;

FIG. 3 is a plan view of one side thereof; and,

FIG. 4 is a plan view of the opposite side thereof.

The material shown in broken line is for illustrative purposes only and forms no part of the claimed design.

1 Claim, 1 Drawing Sheet



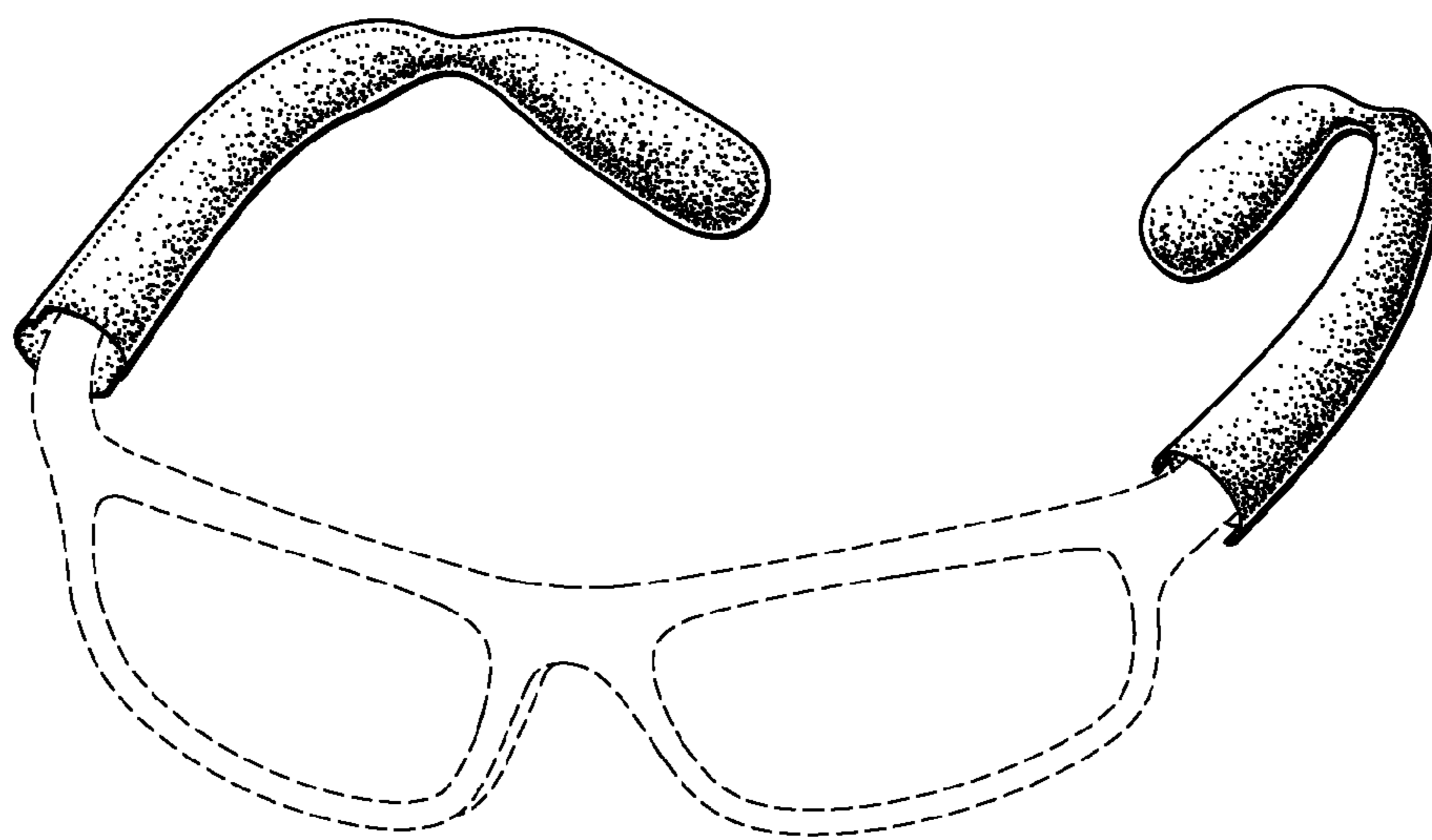


FIG. 1

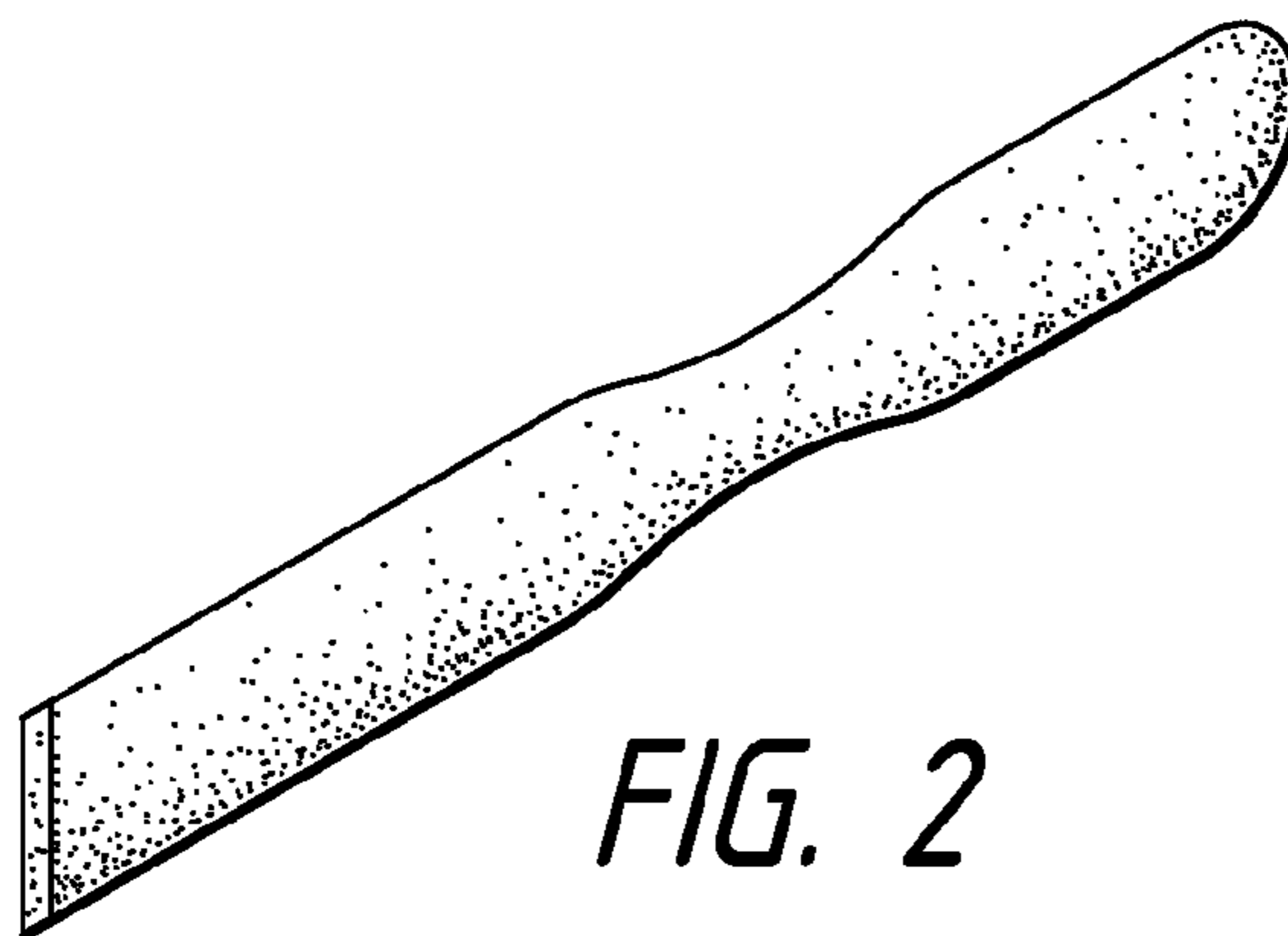


FIG. 2



FIG. 3



FIG. 4