



US00D618254S

(12) **United States Design Patent**
Shimozono

(10) **Patent No.:** **US D618,254 S**
(45) **Date of Patent:** **** Jun. 22, 2010**

(54) **RUBBER CRAWLER**

(75) Inventor: **Nobuo Shimozono**, Tokyo (JP)

(73) Assignee: **Bridgestone Corporation**, Tokyo (JP)

(**) Term: **14 Years**

(21) Appl. No.: **29/343,273**

(22) Filed: **Sep. 10, 2009**

(30) **Foreign Application Priority Data**

Mar. 31, 2009 (JP) 2009-007359
Mar. 31, 2009 (JP) 2009-007360

(51) **LOC (9) Cl.** **15-03**

(52) **U.S. Cl.** **D15/28**

(58) **Field of Classification Search** D15/22-26,
D15/28; D21/491, 495, 537, 431, 484; 152/108,
152/62, 88; 305/35, 44, 160, 185, 53, 201,
305/46, 50, 196, 198, 200, 39, 162, 187,
305/191, 189

See application file for complete search history.

(56) **References Cited**

U.S. PATENT DOCUMENTS

6,079,802 A * 6/2000 Nishimura et al. 305/157
6,106,083 A * 8/2000 Ono 305/171
6,176,557 B1 * 1/2001 Ono 305/177
D454,890 S * 3/2002 Tsuru D15/28
D455,444 S * 4/2002 Tsuru D15/28
6,402,268 B1 * 6/2002 Lussier 305/165
D472,905 S * 4/2003 Feldmann D15/28
D474,205 S * 5/2003 Feldmann D15/28
D484,515 S * 12/2003 Nishimura D15/28
D496,051 S * 9/2004 Yoshida D15/28
D514,133 S * 1/2006 Fujita D15/28
D543,218 S * 5/2007 Yoshida D15/28
D549,741 S * 8/2007 Tateishi D15/28
D557,713 S * 12/2007 Sugihara D15/28
D561,786 S * 2/2008 Tateishi D15/28
D562,353 S * 2/2008 Sugihara D15/28
D562,852 S * 2/2008 Tateishi D15/28
D565,605 S * 4/2008 Tateishi D15/28

D565,606 S * 4/2008 Sugihara D15/28
D567,823 S * 4/2008 Hagio D15/28
D569,393 S * 5/2008 Tateishi D15/28
D575,805 S * 8/2008 Sugihara D15/28
D588,169 S * 3/2009 Hagio D15/28
D602,962 S * 10/2009 Miyamoto et al. D15/28
2001/0054845 A1 * 12/2001 Choi 305/178
2004/0066090 A1 * 4/2004 Akiyama et al. 305/165
2004/0130212 A1 * 7/2004 Ishibashi 305/169
2005/0116540 A1 * 6/2005 Katoh et al. 305/177
2005/0168069 A1 * 8/2005 Ueno 305/171
2005/0173983 A1 * 8/2005 Nishimura 305/157
2005/0252697 A1 * 11/2005 Ueno 180/9.1
2006/0061212 A1 * 3/2006 Uchiyama 305/167
2008/0007118 A1 * 1/2008 Fujita 305/170
2009/0079260 A1 * 3/2009 Song 305/170
2009/0102283 A1 * 4/2009 Choi 305/177

* cited by examiner

Primary Examiner—Ian Simmons

Assistant Examiner—Mark A Goodwin

(74) *Attorney, Agent, or Firm*—Sughrue Mion, PLLC

(57) **CLAIM**

The ornamental design for a rubber crawler, as shown and described.

DESCRIPTION

FIG. 1 is a perspective view of the rubber crawler according to one embodiment of the invention;

FIG. 2 is another perspective view thereof;

FIG. 3 is a front view thereof;

FIG. 4 is a rear view thereof;

FIG. 5 is a top view thereof;

FIG. 6 is a right side view thereof;

FIG. 7 is a left side view thereof; and,

FIG. 8 is a cross-sectional view taken along line 8—8 in FIG. 5.

Broken lines in the drawing figures are intended to show environmental structure only, and form no part of the claimed design.

1 Claim, 7 Drawing Sheets

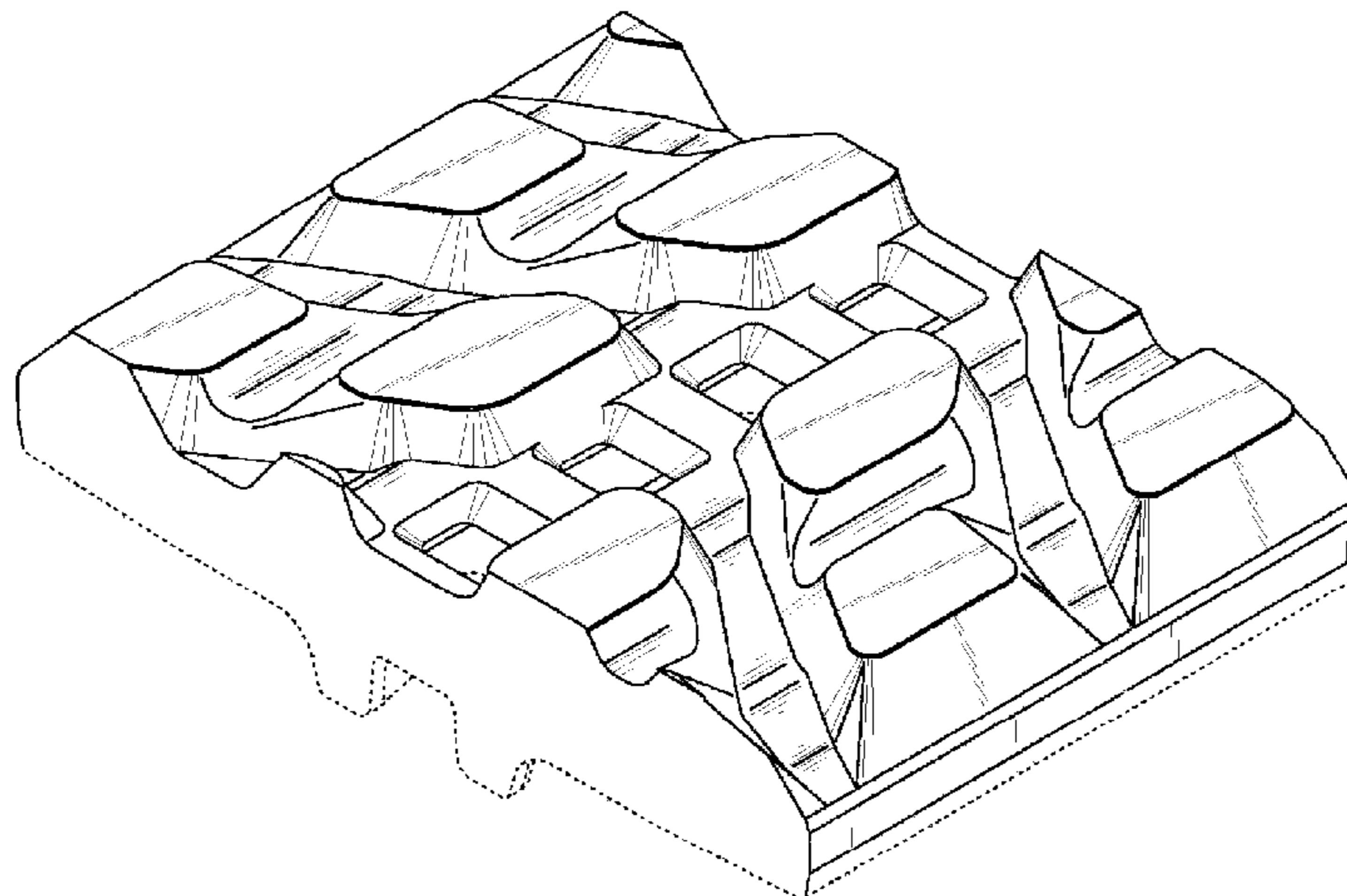


FIG. 1

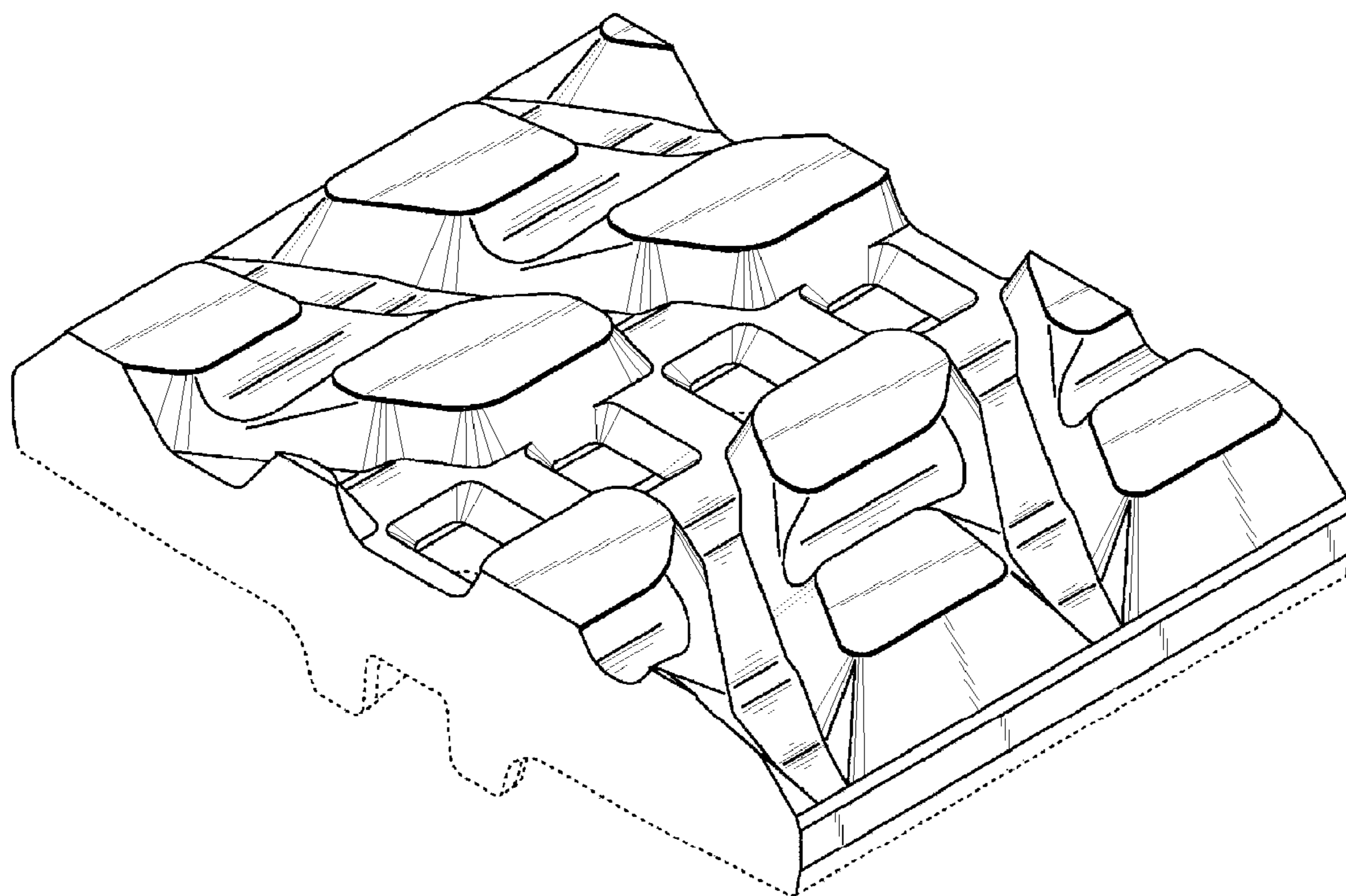


FIG. 2

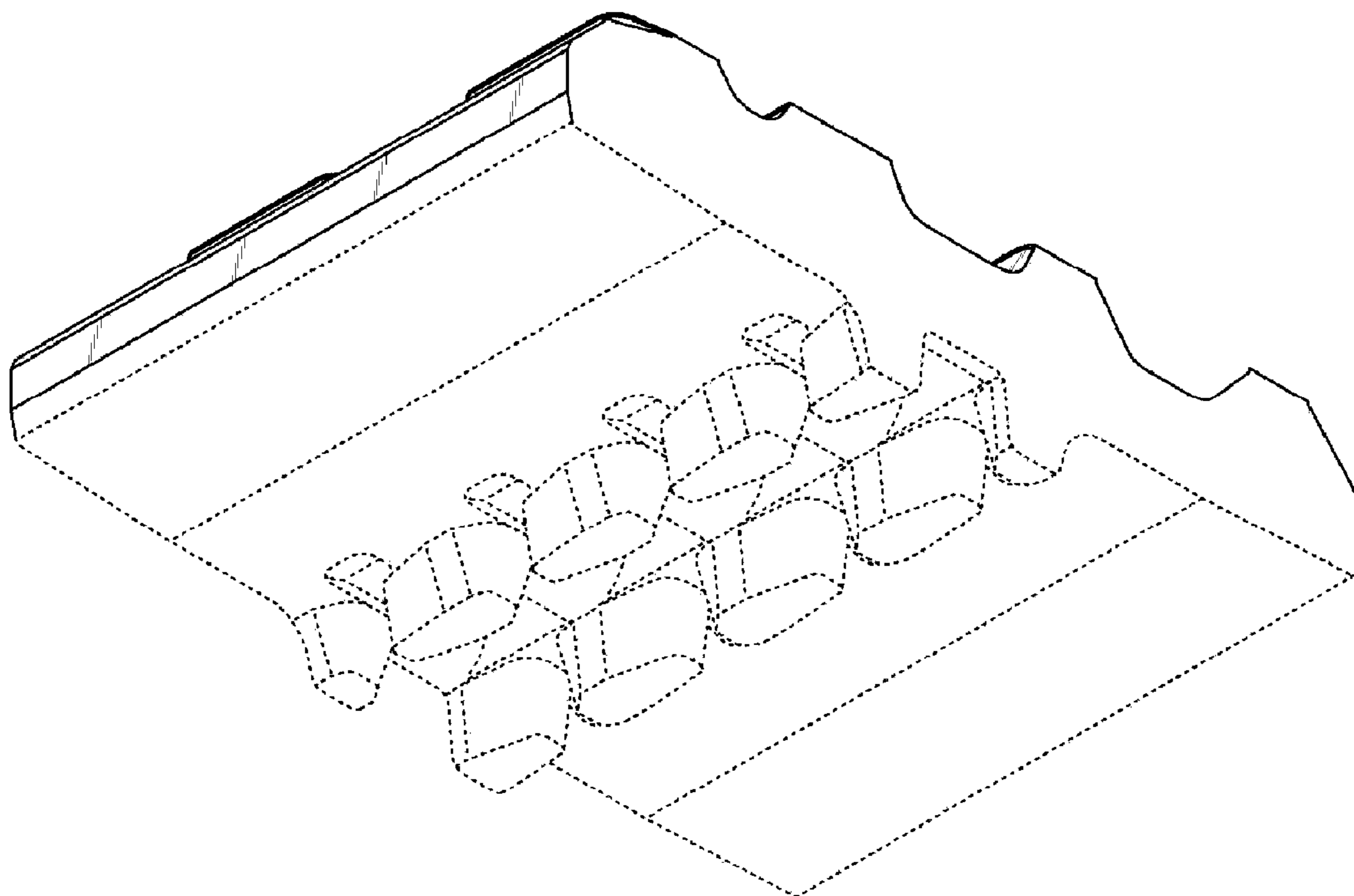


FIG. 3

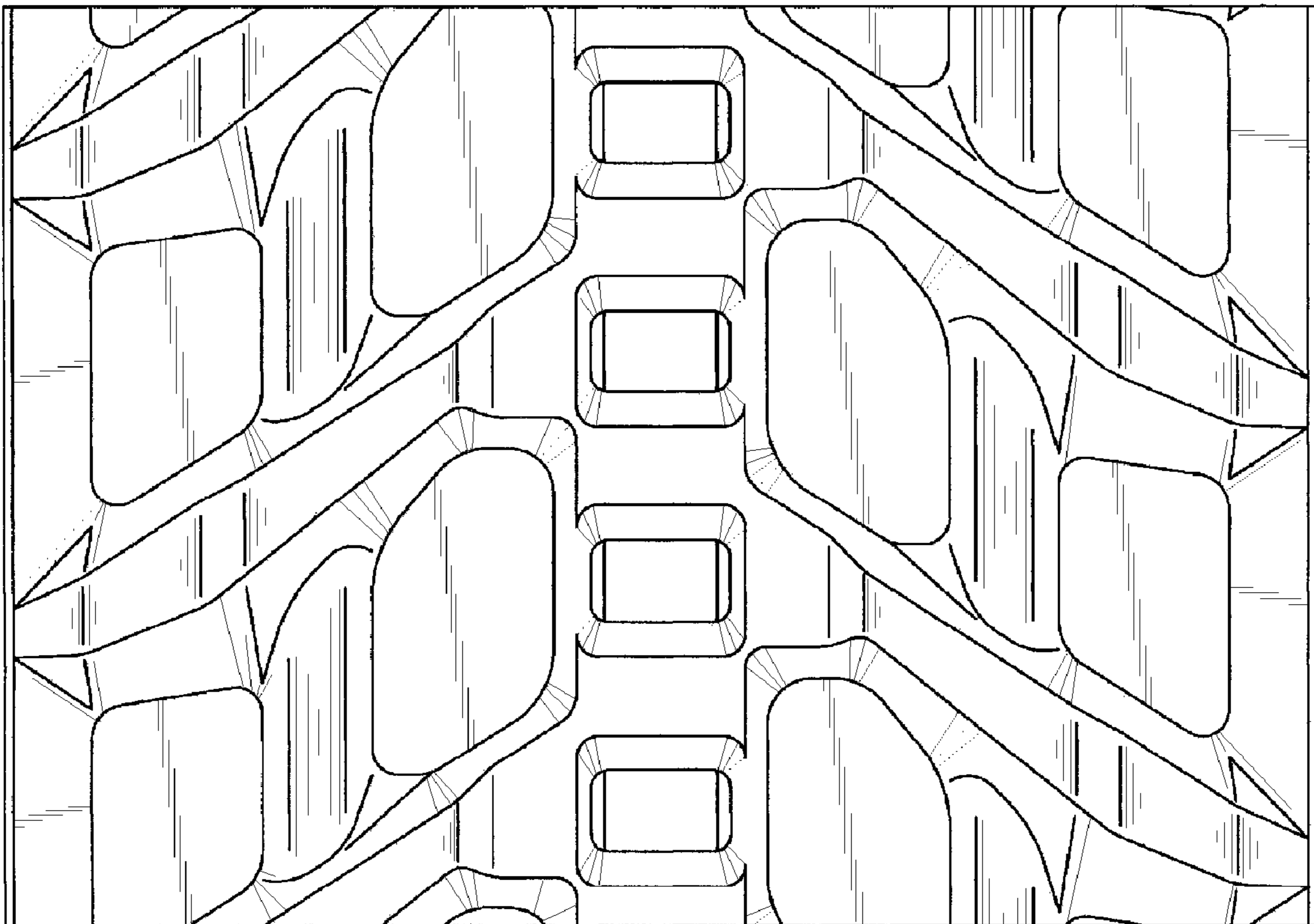


FIG. 4

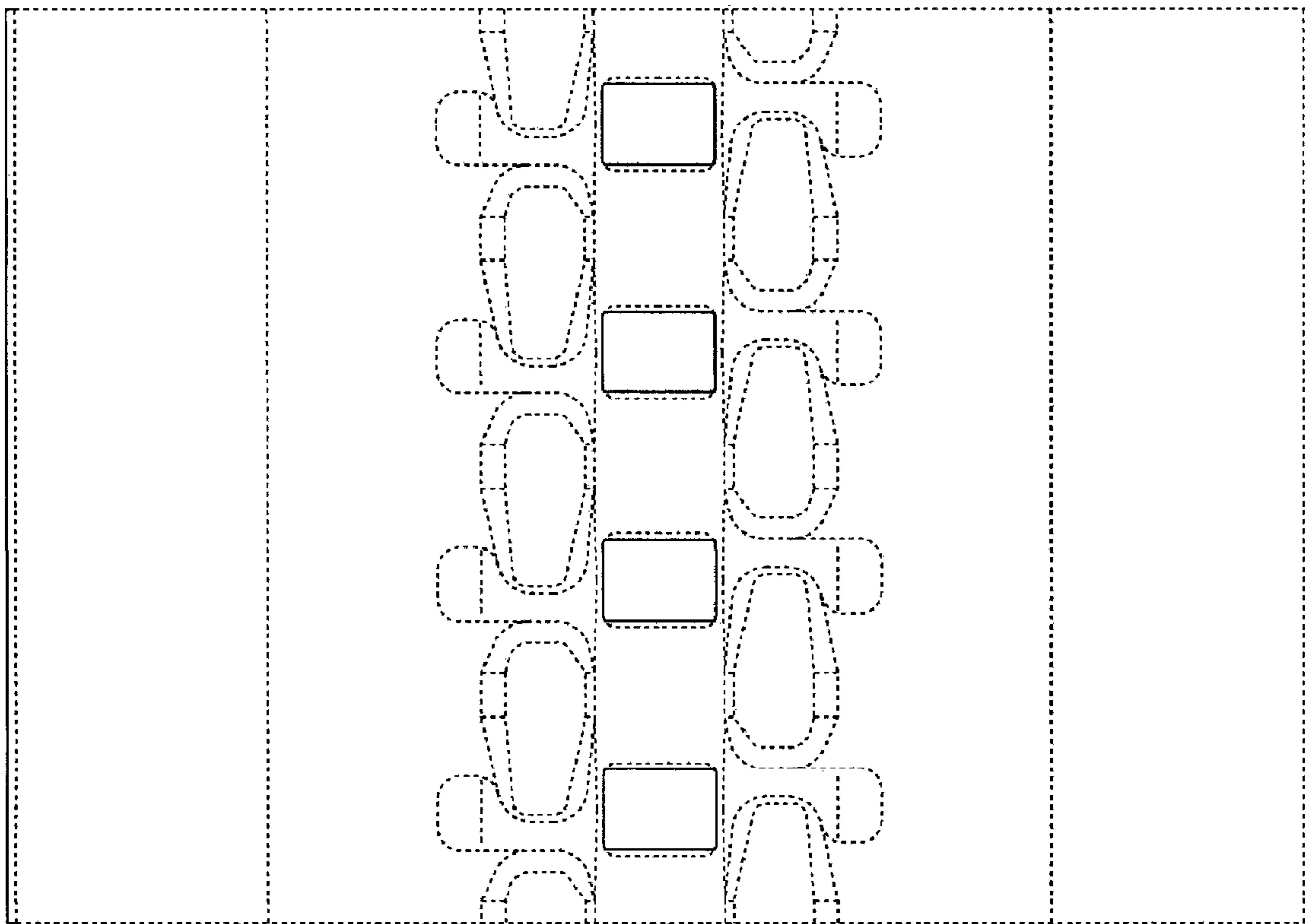


FIG. 5

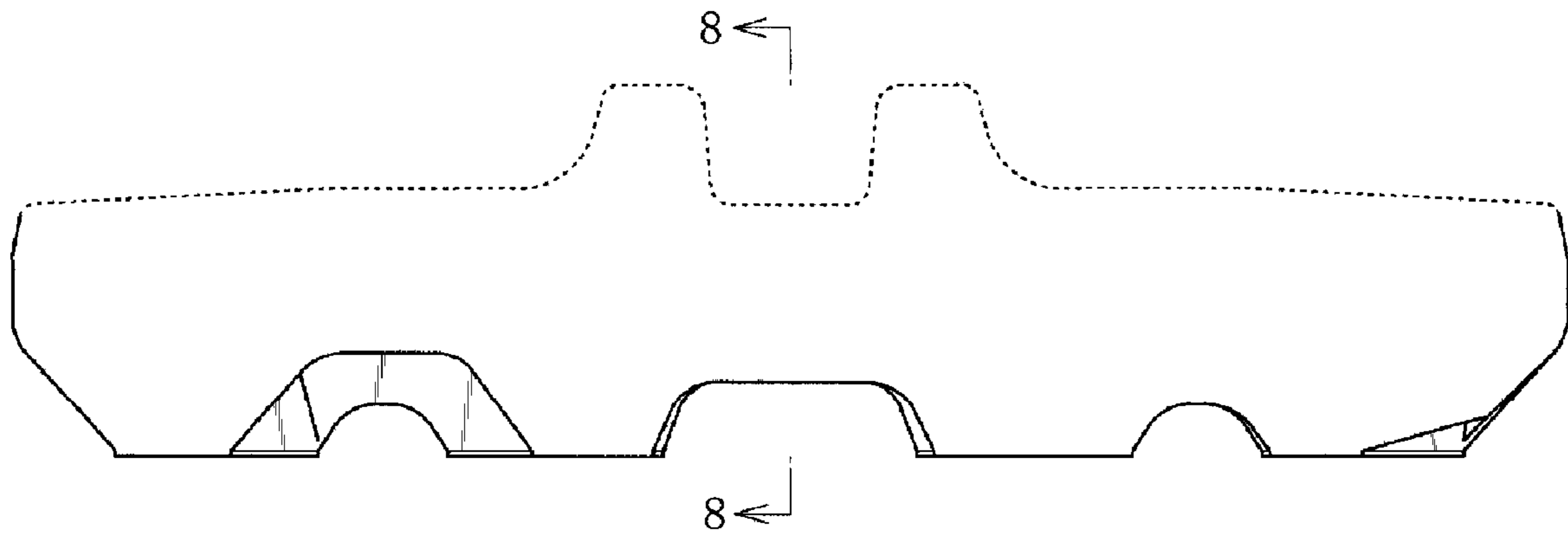


FIG. 6

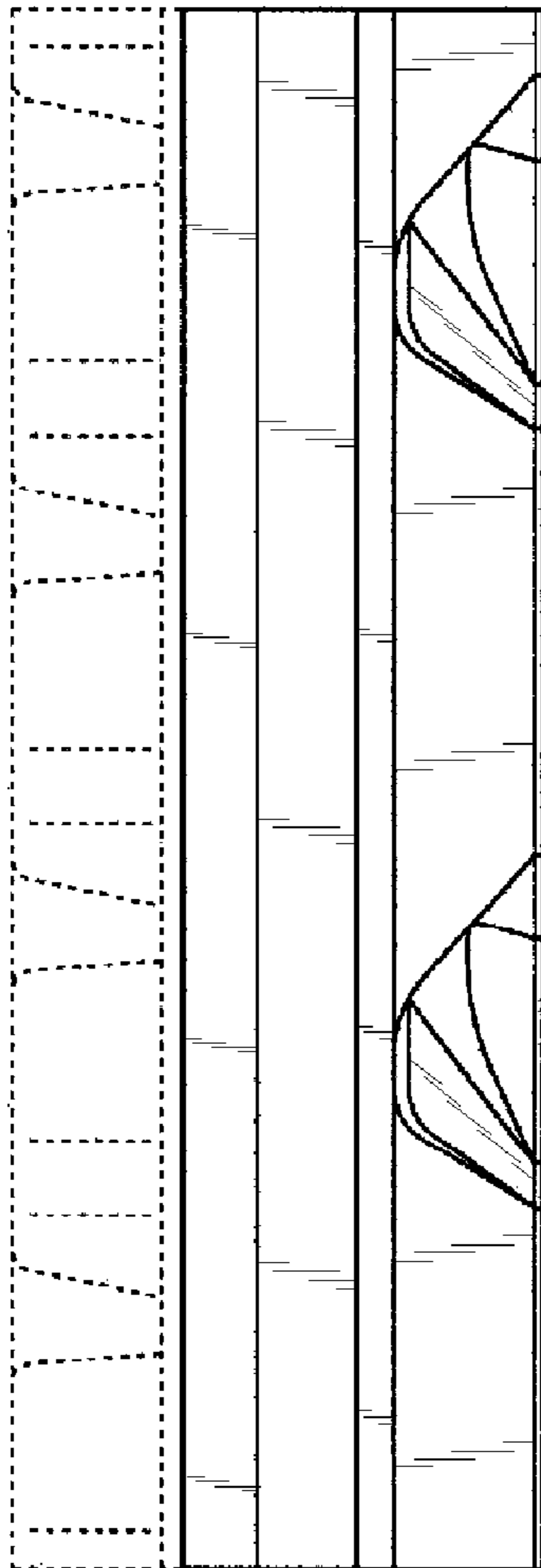


FIG. 7

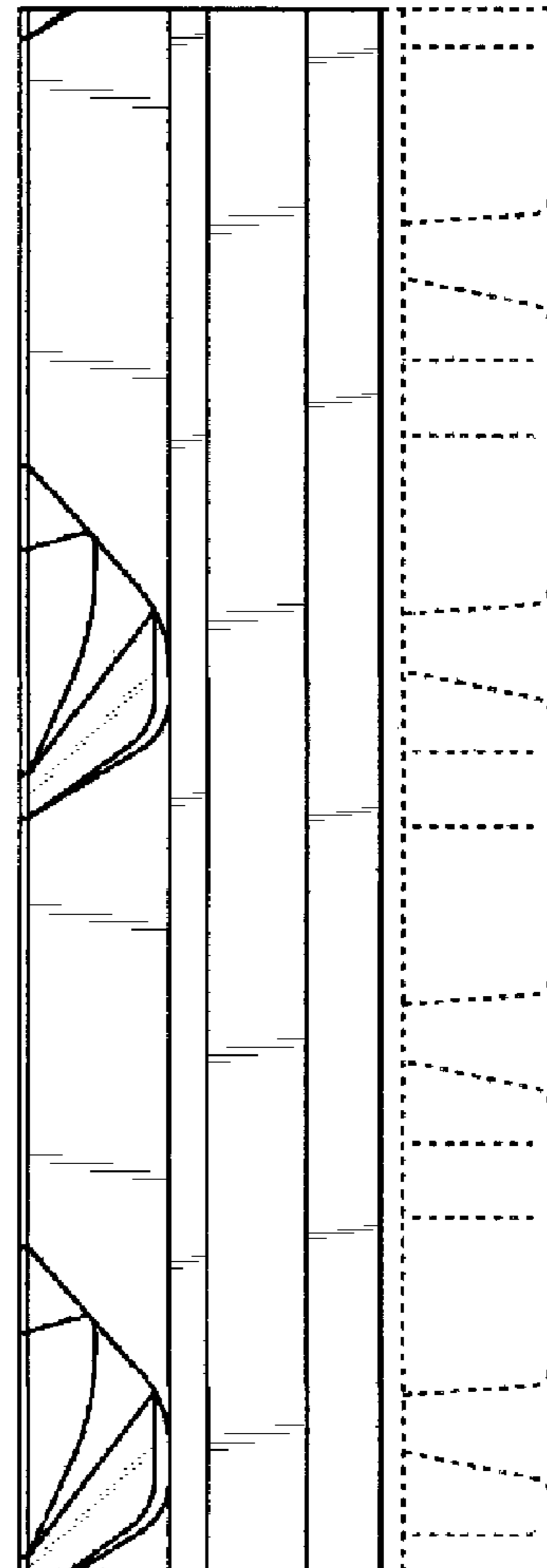


FIG. 8

