



US00D618250S

(12) **United States Design Patent**
Stallings et al.

(10) **Patent No.:** **US D618,250 S**
(45) **Date of Patent:** **** Jun. 22, 2010**

(54) **COMPUTER GENERATED IMAGE FOR A DISPLAY PANEL OR SCREEN**

(75) Inventors: **Heath Stallings**, Grapevine, TX (US);
Brian Roberts, Frisco, TX (US); **Don Relyea**, Dallas, TX (US)

(73) Assignee: **Verizon Patent and Licensing Inc.**,
Basking Ridge, NJ (US)

(**) Term: **14 Years**

(21) Appl. No.: **29/277,467**

(22) Filed: **Feb. 27, 2007**

(51) **LOC (9) Cl.** **32-00**

(52) **U.S. Cl.** **D14/487**

(58) **Field of Classification Search** D14/485-495;
715/700-705, 716, 727, 730, 748, 750, 751,
715/760-762, 764, 775-781, 786, 787, 808,
715/809, 810, 832-846, 863-867, 973-977
See application file for complete search history.

(56) **References Cited**

U.S. PATENT DOCUMENTS

D450,324	S	*	11/2001	Istvan et al.	D14/486
D481,736	S	*	11/2003	Ombao et al.	D14/486
6,642,939	B1	*	11/2003	Vallone et al.	715/721
6,690,391	B1	*	2/2004	Proehl et al.	715/720
6,756,997	B1	*	6/2004	Ward et al.	715/716
7,017,122	B1	*	3/2006	Lee et al.	715/812
D537,084	S	*	2/2007	Stabb et al.	D14/485
7,178,111	B2	*	2/2007	Glein et al.	715/848

D537,833	S	*	3/2007	Stabb et al.	D14/485
D542,803	S	*	5/2007	Stabb et al.	D14/485
D544,870	S	*	6/2007	Evans et al.	D14/485
D548,237	S	*	8/2007	Stabb et al.	D14/485
D554,655	S	*	11/2007	Prater et al.	D14/486
D556,769	S	*	12/2007	Morris	D14/487
D557,699	S	*	12/2007	Kim et al.	D14/485
D558,217	S	*	12/2007	Kwon et al.	D14/486
D558,218	S	*	12/2007	Kwon et al.	D14/486
D560,679	S	*	1/2008	Kwon et al.	D14/486
2006/0236243	A1	*	10/2006	Brain et al.	715/704
2007/0162936	A1	*	7/2007	Stallings et al.	725/58

* cited by examiner

Primary Examiner—Cathron C Brooks
Assistant Examiner—Deanna Fluegeman

(57) **CLAIM**

The ornamental design for a computer generated image for a display panel or screen, as shown and described.

DESCRIPTION

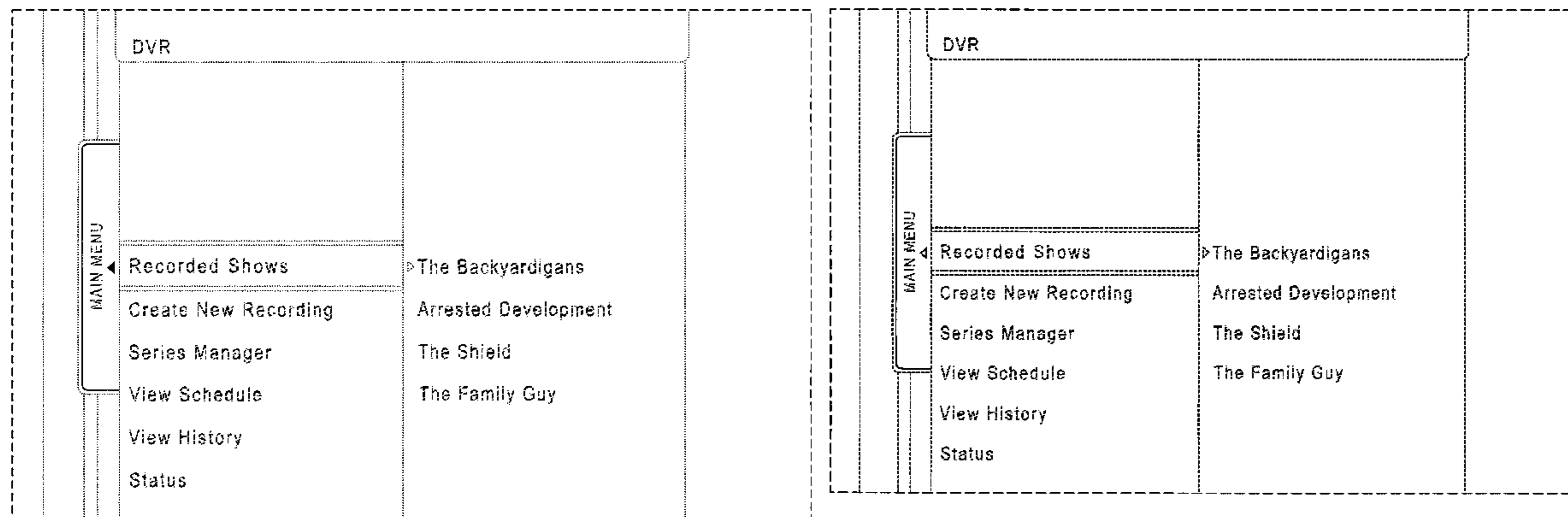
FIG. 1 is a front view of a computer generated image for a display panel or screen showing a first embodiment thereof; and,

FIG. 2 is a front view of a second embodiment thereof.

The broken lines in the FIGS. are directed to environment and are for illustrative purposes only. The broken lines form no part of the claimed design.

The shading in FIG. 1 illustrates contrasts in appearance.

1 Claim, 2 Drawing Sheets



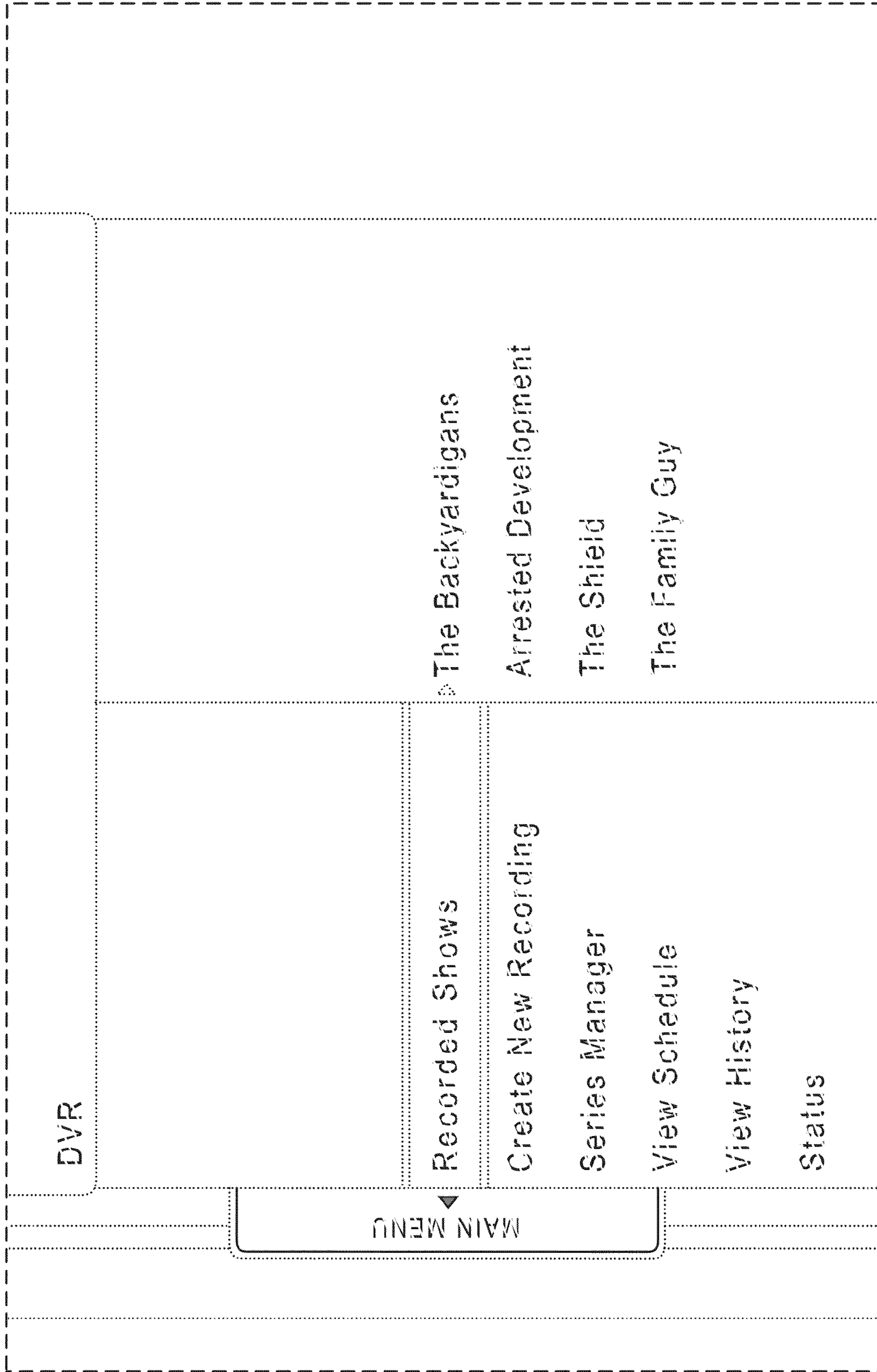


FIG. 1

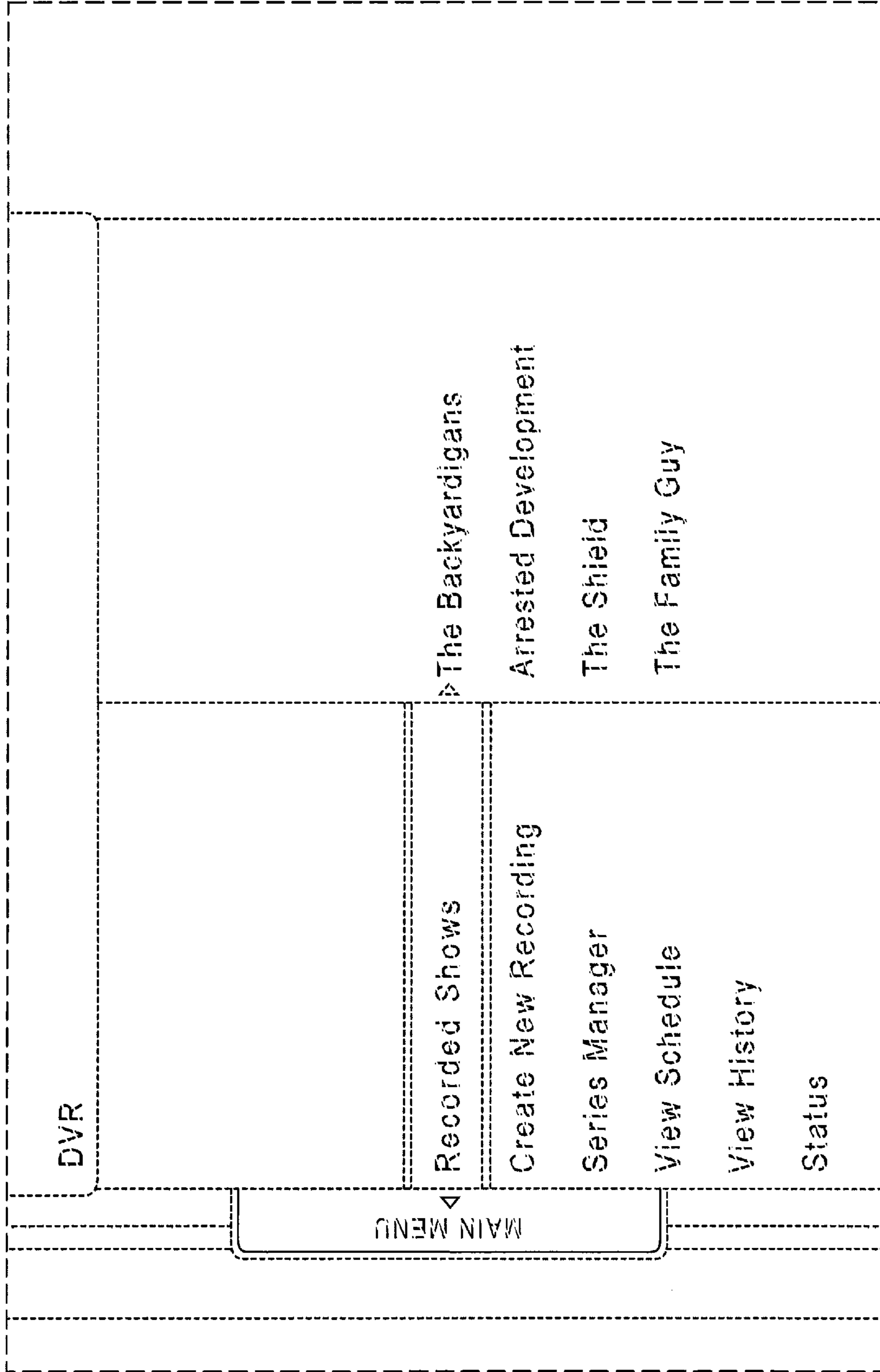


FIG. 2