



US00D618245S

(12) **United States Design Patent**
Ferrari et al.

(10) **Patent No.:** **US D618,245 S**
(45) **Date of Patent:** **** Jun. 22, 2010**

- (54) **HAND-HELD ELECTRONIC DEVICE**
- (75) Inventors: **Marco Sixtus Ferrari**, Waterloo (CA);
Cortez Corley, Waterloo (CA); **Todd Andrew Wood**, Guelph (CA); **Norman Ladouceur**, Waterloo (CA)
- (73) Assignee: **Research In Motion Limited**, Waterloo (CA)
- (**) Term: **14 Years**
- (21) Appl. No.: **29/320,044**
- (22) Filed: **Jun. 19, 2008**
- (51) **LOC (9) Cl.** **14-02**
- (52) **U.S. Cl.** **D14/439; D14/341; D14/138 AA; D14/217**
- (58) **Field of Classification Search** D14/341–347, D14/356–358, 388–390, 426, 432, 439–446, D14/453, 496, 138 R, 138 AA, 138 AB, 138 AC, D14/138 AD, 138 C, 138 G, 217, 238.1, D14/240, 257, 299, 218; 455/556.1, 566, 455/575.1, 575.3, 575.4; 345/169
See application file for complete search history.

(56) **References Cited**

U.S. PATENT DOCUMENTS

- D489,718 S * 5/2004 Kataoka D14/346
- D502,159 S * 2/2005 Chan et al. D14/138 AA
- D529,472 S * 10/2006 Kim et al. D14/138 AD
- D543,175 S * 5/2007 Park et al. D14/138 AB
- D549,682 S * 8/2007 Han et al. D14/138 AD
- D560,186 S * 1/2008 Kim et al. D14/138 AB
- D561,764 S * 2/2008 Griffin et al. D14/439
- D562,828 S * 2/2008 Griffin et al. D14/439
- D563,415 S * 3/2008 Griffin et al. D14/439
- D566,670 S * 4/2008 Huang D14/138 AB
- D567,784 S * 4/2008 Lee et al. D14/138 AB
- D567,786 S * 4/2008 Lee et al. D14/138 AB

- D576,139 S * 9/2008 Rihu et al. D14/138 AA
- D578,501 S * 10/2008 Seo et al. D14/138 AB
- D582,884 S * 12/2008 Lee et al. D14/138 AB
- D591,742 S * 5/2009 Hofer et al. D14/346
- D593,551 S * 6/2009 Ferrari et al. D14/341
- D593,552 S * 6/2009 Ferrari et al. D14/341
- D593,556 S * 6/2009 Hofer et al. D14/346
- D594,449 S * 6/2009 Wozniak D14/247

* cited by examiner

Primary Examiner—Cathron C Brooks
Assistant Examiner—Deanna Fluegeman

(57) **CLAIM**

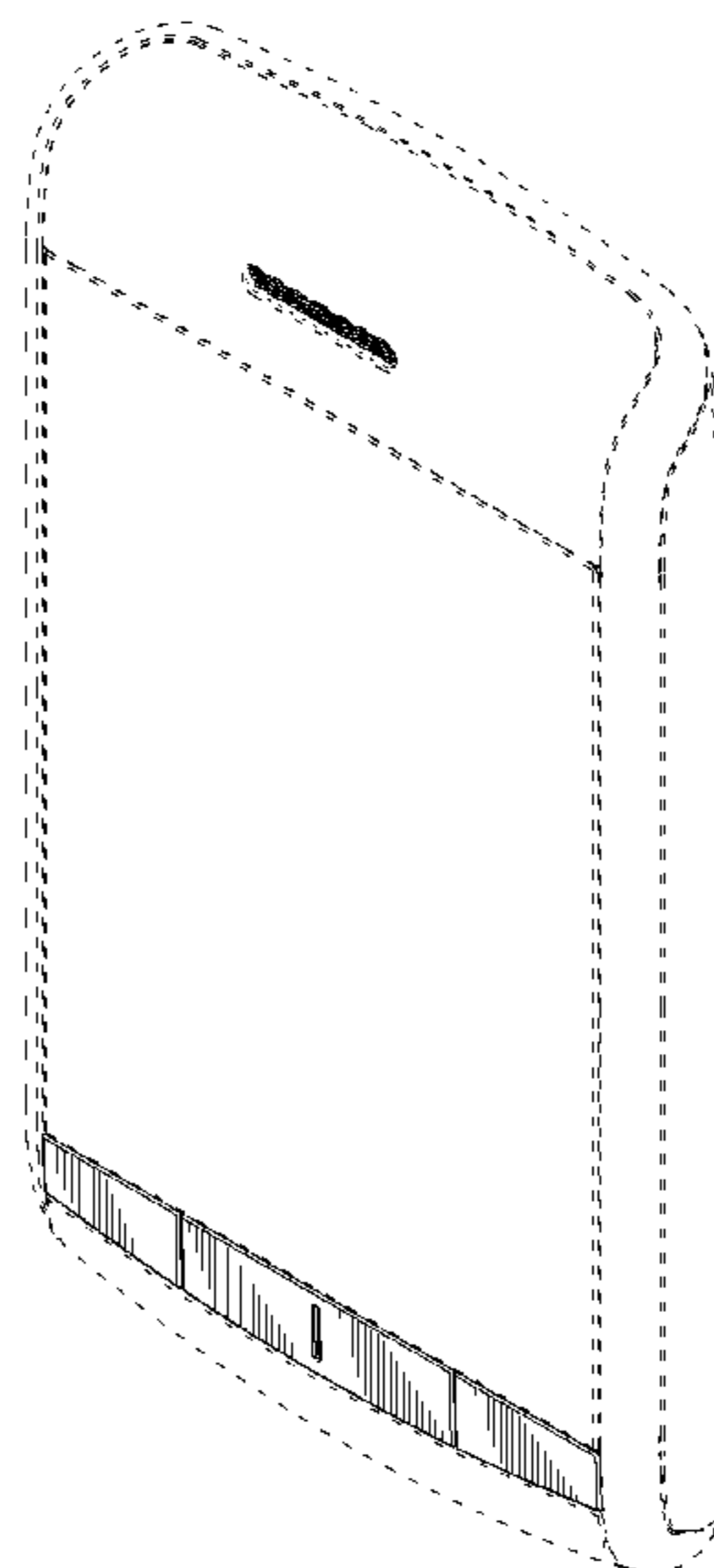
We claim the ornamental design for a hand-held electronic device, as shown and described.

DESCRIPTION

- FIG. 1 is a front perspective view of a hand-held electronic device;
- FIG. 2 is a back perspective view of the hand-held electronic device;
- FIG. 3 is a front plan view of the hand-held electronic device;
- FIG. 4 is an enlarged plan view of the area of the hand-held electronic device indicated by “4” in FIG. 3;
- FIG. 5 is a back plan view of the hand-held electronic device;
- FIG. 6 is a right plan view of the hand-held electronic device;
- FIG. 7 is a left plan view of the hand-held electronic device;
- FIG. 8 is a top plan view thereof; and,
- FIG. 9 is a bottom plan view thereof.

The broken lines in the drawings illustrate unclaimed portions of the hand-held electronic device and form no part of the claimed design. The unevenly-spaced broken line which defines the bounds of the claimed design forms no part thereof.

1 Claim, 6 Drawing Sheets



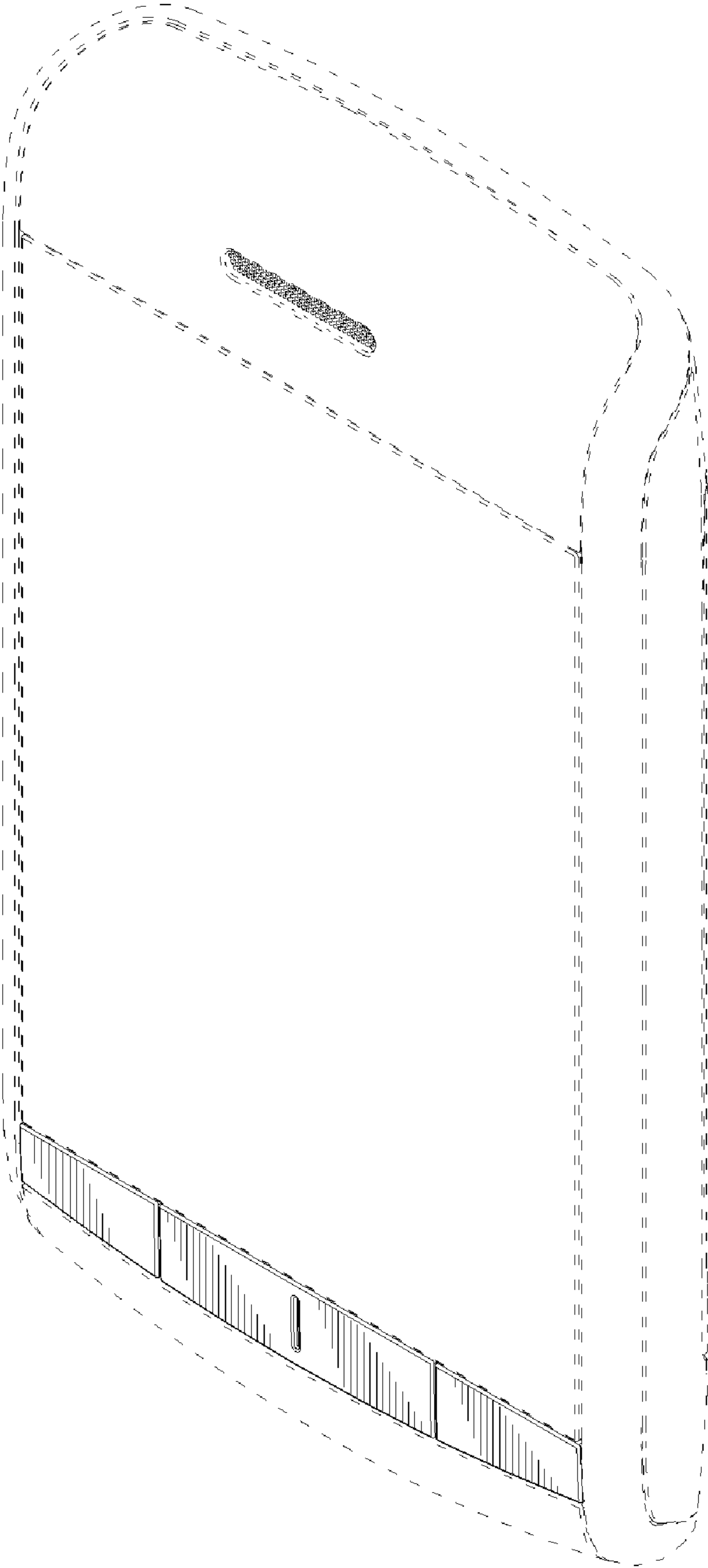


FIG.1




FIG.2




FIG.3

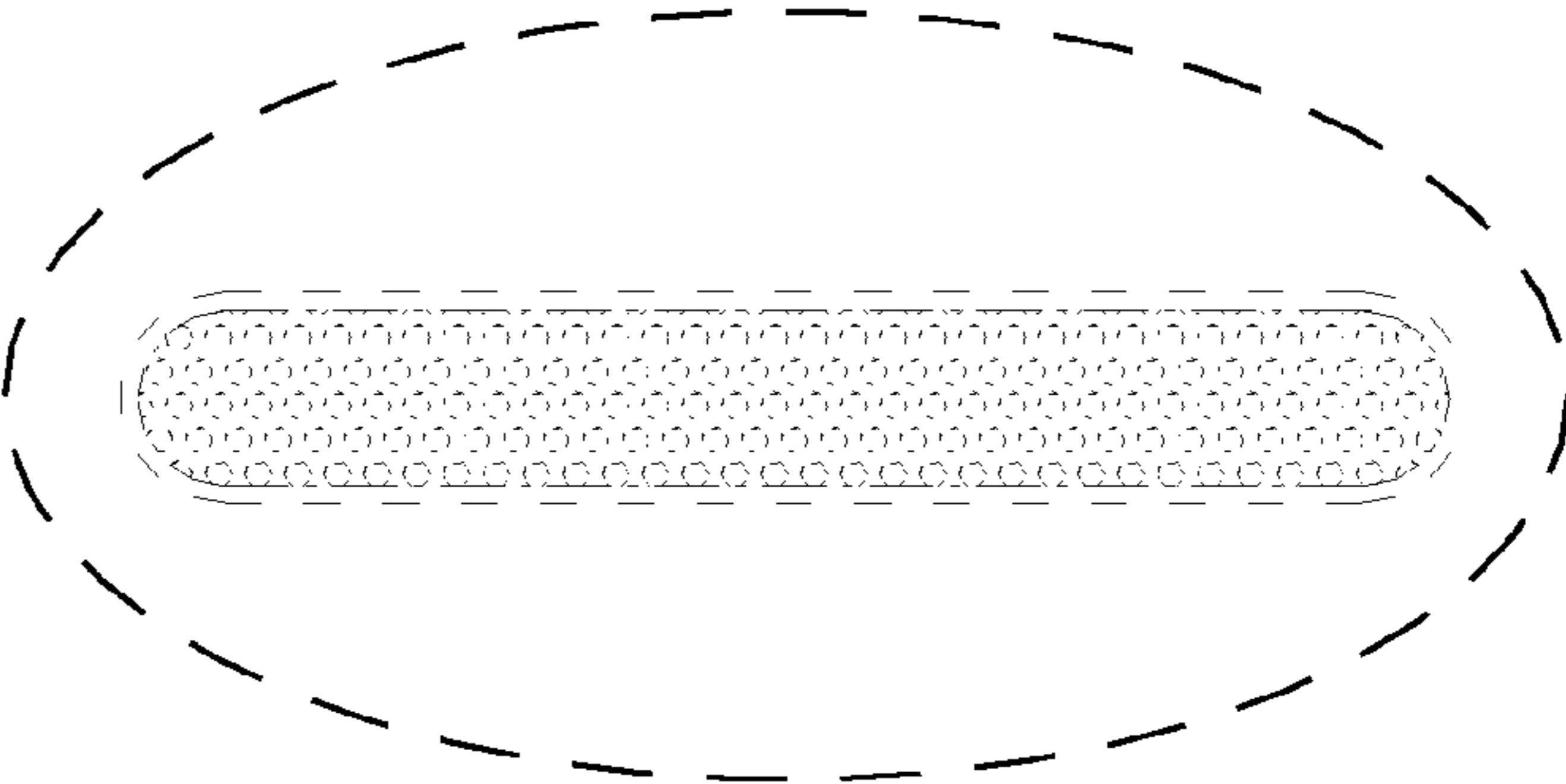


FIG.4




FIG.5




FIG. 6




FIG. 7



FIG. 8




FIG. 9