



US00D618235S

(12) **United States Design Patent**  
**Rak et al.**

(10) **Patent No.:** **US D618,235 S**  
(45) **Date of Patent:** **\*\* Jun. 22, 2010**

(54) **HAND-HELD ELECTRONIC DEVICE**

D570,840 S \* 6/2008 Rak et al. .... D14/346  
D582,407 S \* 12/2008 Rak et al. .... D14/346  
D585,889 S \* 2/2009 Rak et al. .... D14/346

(75) Inventors: **Roman Rak**, Waterloo (CA); **Todd Wood**, Guelph (CA); **Kwok Ching Leung**, Richmond Hill (CA); **Jason T. Griffin**, Kitchner (CA)

(Continued)

**FOREIGN PATENT DOCUMENTS**

(73) Assignee: **Research In Motion Limited**, Waterloo (CA)

EM 000697677-0003 \* 6/2007

(\*\*) Term: **14 Years**

(Continued)

(21) Appl. No.: **29/318,050**

**OTHER PUBLICATIONS**

(22) Filed: **May 12, 2008**

BlackBerry Curve 8320, announced Sep. 2007, viewed on Feb. 9, 2009, [http://www.gsmarena.com/blackberry\\_curve\\_8320-21-21.php](http://www.gsmarena.com/blackberry_curve_8320-21-21.php).\*

(51) **LOC (9) Cl.** ..... **14-02**

(52) **U.S. Cl.** ..... **D14/346**

(58) **Field of Classification Search** ..... D14/454,  
D14/455, 456, 315, 320, 331, 333, 334, 338,  
D14/339, 341, 342, 343, 344, 345, 346, 347,  
D14/387, 390, 391, 392, 393, 394, 395, 396,  
D14/397, 398, 399, 400, 401, 406, 429, 432,  
D14/439, 457, 460, 461, 247, 150, 218, 900,  
D14/901, 902, 137, 138 R, 138 AA, 138 AB,  
D14/138 AC, 138 AD, 138 C, 138 G; D21/333,  
D21/329, 331; D18/1, 2, 7, 52, 25, 29; D13/138,  
D13/171; 400/88, 109, 110, 111, 484, 485,  
400/486, 487, 488, 490, 492, 493, 494, 496,  
400/904; 345/168, 169, 170, 171; 455/556.1,  
455/556.2; D20/11, 22, 27

*Primary Examiner*—Jennifer Rivard  
*Assistant Examiner*—Angela J Lee

See application file for complete search history.

(57) **CLAIM**

We claim the ornamental design for a hand-held electronic device, as shown and described.

(56) **References Cited**

**DESCRIPTION**

**U.S. PATENT DOCUMENTS**

D537,082 S \* 2/2007 Griffin ..... D14/455  
D550,679 S \* 9/2007 Griffin et al. .... D14/455  
D555,648 S \* 11/2007 Griffin ..... D14/346  
D565,578 S \* 4/2008 Hofer et al. .... D14/455

FIG. 1 is a front perspective view of a hand-held electronic device;

FIG. 2 is a front plan view of a hand-held electronic device;

FIG. 3 is a right plan view of a hand-held electronic device;


FIG. 4 is a left plan view of a hand-held electronic device;

FIG. 5 is a top elevation of a hand-held electronic device; and,

FIG. 6 is a bottom elevation of a hand-held electronic device.

The portions of the hand-held electronic device shown in broken lines form no part of the claimed design.

**1 Claim, 4 Drawing Sheets**



# US D618,235 S

Page 2

---

## U.S. PATENT DOCUMENTS

D588,127 S \* 3/2009 Rak et al. .... D14/346  
D591,742 S \* 5/2009 Hofer et al. .... D14/346  
D593,554 S \* 6/2009 Griffin et al. .... D14/346  
D598,915 S \* 8/2009 Rak et al. .... D14/346  
D600,692 S \* 9/2009 Leung et al. .... D14/346

2008/0074393 A1\* 3/2008 Rak ..... 345/168

## FOREIGN PATENT DOCUMENTS

EM 000697669-0003 \* 7/2007

\* cited by examiner

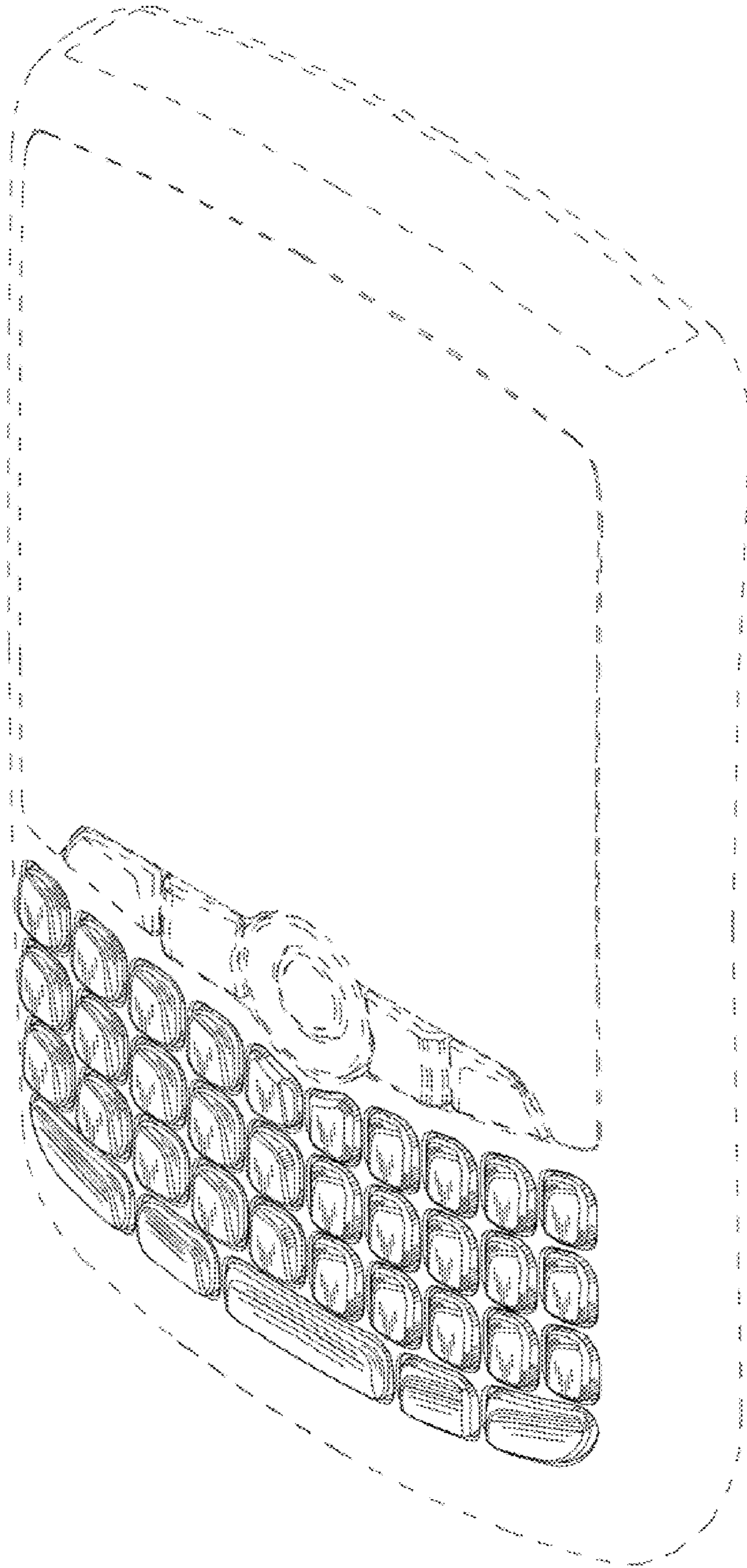


FIG.1

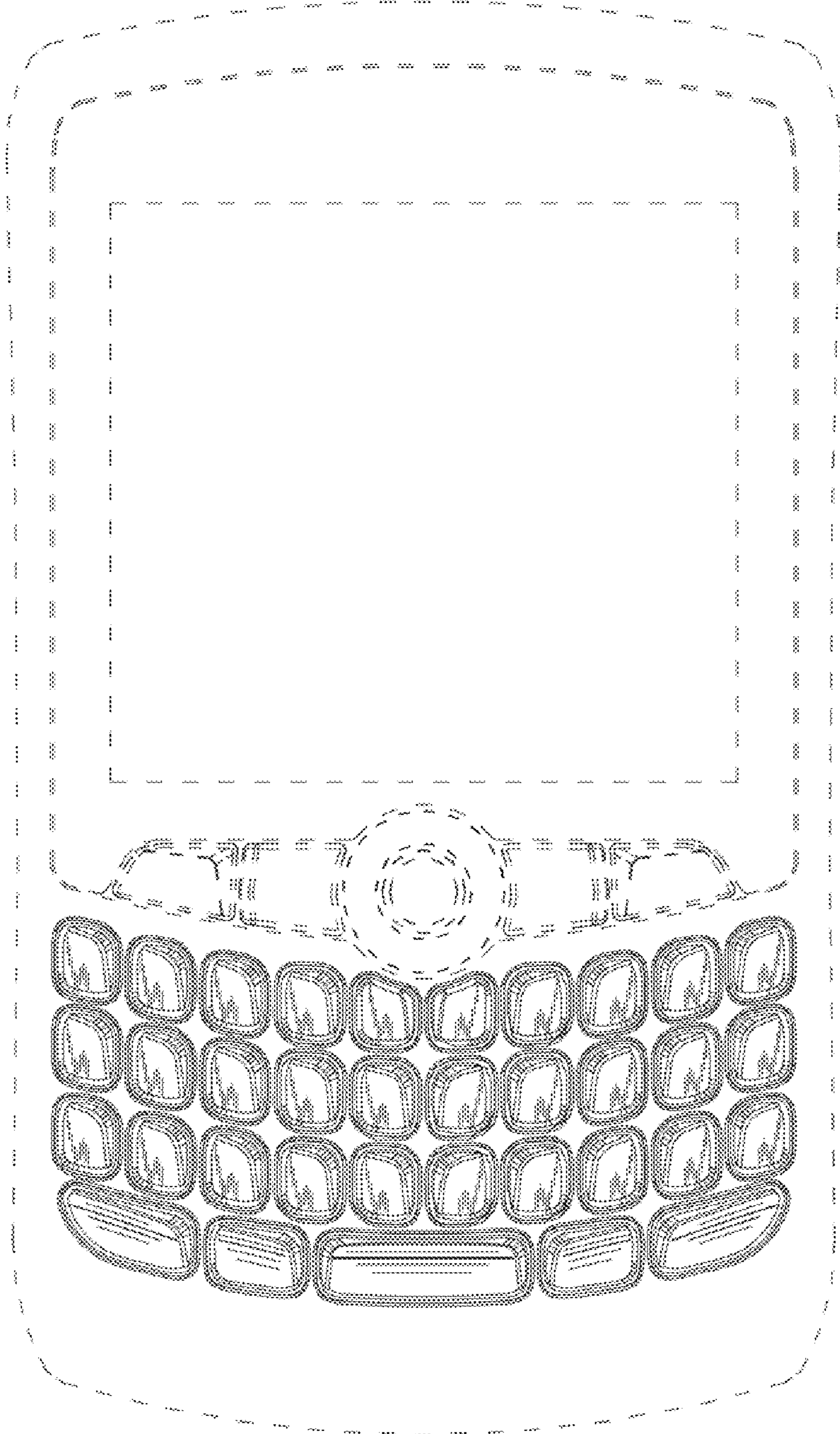


FIG.2




FIG.3



FIG.4




FIG. 5

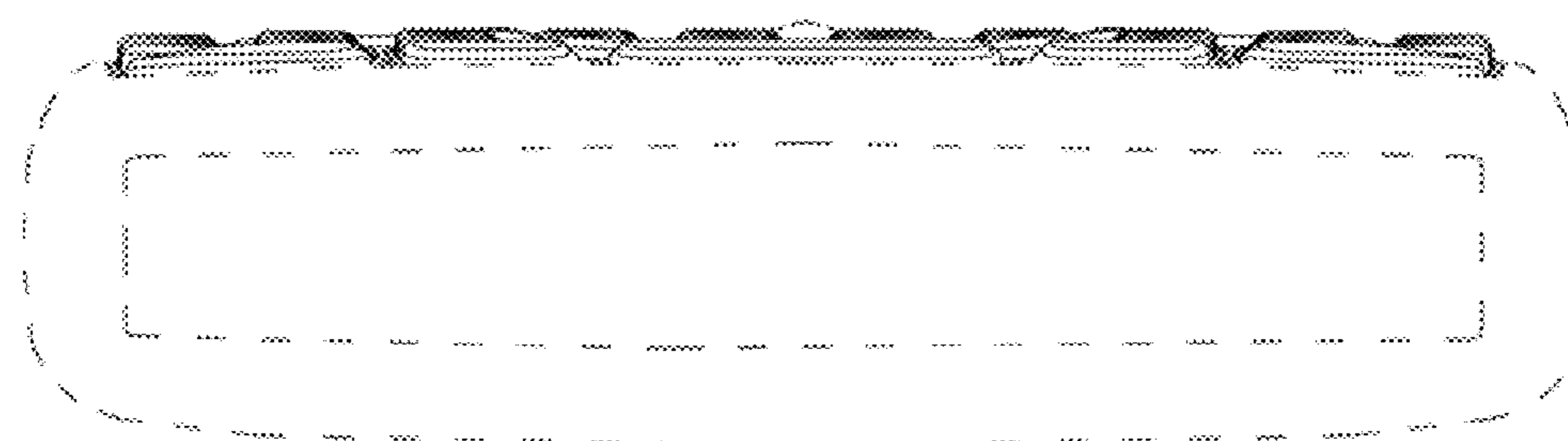


FIG. 6