



US00D618220S

(12) **United States Design Patent**
Bridge et al.

(10) **Patent No.:** **US D618,220 S**

(45) **Date of Patent:** **** Jun. 22, 2010**

(54) **CLIP FOR A HEADSET**

(75) Inventors: **Joel Bridge**, London (GB); **Frank Nuovo**, Los Angeles, CA (US)

(73) Assignee: **Nokia Corporation**, Espoo (FI)

(**) Term: **14 Years**

(21) Appl. No.: **29/334,126**

(22) Filed: **Mar. 20, 2009**

(51) **LOC (9) Cl.** **14-01**

(52) **U.S. Cl.** **D14/223; D14/205**

(58) **Field of Classification Search** D14/205,
D14/206, 223, 188, 192, 138 R, 194, 137,
D14/191, 140, 218, 154, 155, 167, 168, 163;
181/129, 130; 379/430, 431; 381/380, 381;
D19/25, 41, 43, 51; 401/99, 105, 106, 247;
D13/138; D10/119; 455/90.1, 351, 347;
345/179

See application file for complete search history.

(56) **References Cited**

U.S. PATENT DOCUMENTS

1,310,235	A *	7/1919	Fitspartick	24/11 F
1,923,153	A *	8/1933	Lang	15/432
D91,765	S *	3/1934	Crocker	D19/56
2,153,488	A *	4/1939	Weisser	24/11 F
2,292,683	A *	8/1942	Bauer	24/11 F
2,365,473	A *	12/1944	Kahn et al.	24/11 F
2,487,320	A *	11/1949	Eratico	24/11 F

D167,828	S *	9/1952	Florac	D14/194
2,939,426	A *	6/1960	Rodenhauer et al.	401/247
D277,753	S *	2/1985	Eckmann et al.	D14/191

(Continued)

Primary Examiner—Paula Greene

(74) *Attorney, Agent, or Firm*—Banner & Witcoff, Ltd.

(57) **CLAIM**

The ornamental design for a clip for a headset, as shown and described.

DESCRIPTION

FIG. 1 is a perspective front view of a clip for a headset showing our new design;

FIG. 2 is a front view thereof;

FIG. 3 is a right side view thereof;

FIG. 4 is a left side view thereof;

FIG. 5 is a top view thereof;

FIG. 6 is a bottom view thereof;

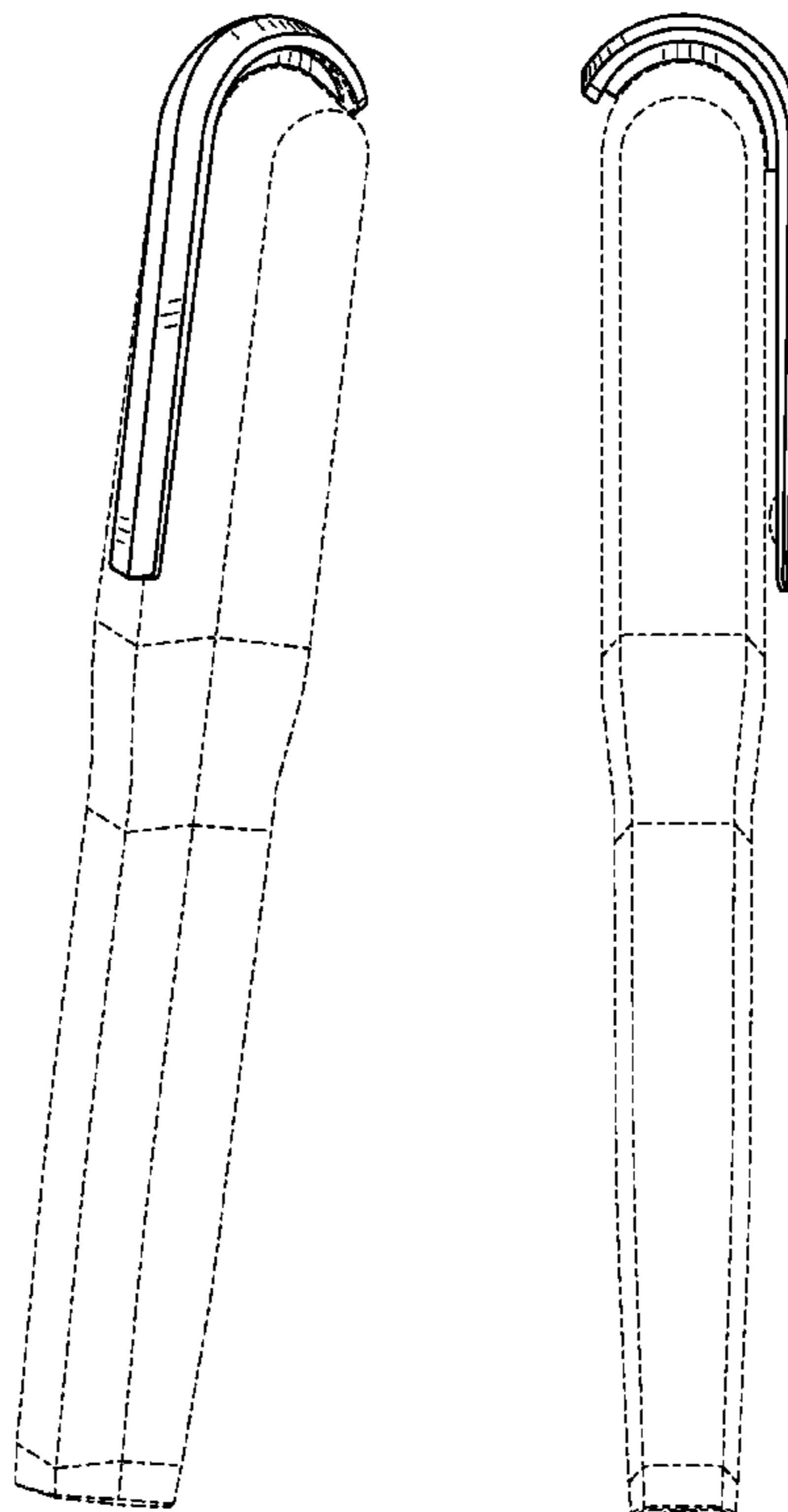
FIG. 7 is a rear perspective view thereof;

FIG. 8 is a second perspective front view thereof; and,

FIG. 9 is a rear view thereof.

The broken line showing of the environmental structure of a headset in the figures is for illustrative purposes only and forms no part of the claimed design. The unshown features on the underside of the clip form no part of the claimed design.

1 Claim, 7 Drawing Sheets



US D618,220 S

Page 2

U.S. PATENT DOCUMENTS

D280,896 S *	10/1985	Campbell et al.	D14/155	D464,942 S *	10/2002	Lee	D14/192
D282,378 S *	1/1986	Ohyabu et al.	D19/43	D471,898 S *	3/2003	Bae	D14/223
D290,356 S *	6/1987	Fisher	D14/191	D478,067 S *	8/2003	Kawakami et al.	D14/223
4,765,767 A *	8/1988	Marynissen et al.	401/213	6,935,799 B2 *	8/2005	Kageyama	401/52
D304,191 S *	10/1989	Sekine	D14/192	D514,549 S *	2/2006	Rath et al.	D14/223
D312,391 S *	11/1990	Vitrac	D19/51	D519,109 S *	4/2006	Perszyk et al.	D14/223
D316,550 S *	4/1991	Sogabe	D14/168	D526,313 S *	8/2006	Murray	D14/223
5,313,663 A *	5/1994	Norris	455/351	D526,641 S *	8/2006	Ham	D14/205
D347,635 S *	6/1994	van Wijnen	D14/191	D533,540 S *	12/2006	Murray	D14/205
D357,921 S *	5/1995	Ming-Chin	D14/223	D538,260 S *	3/2007	Wada	D14/188
D361,058 S *	8/1995	Domel et al.	D13/168	7,231,181 B2 *	6/2007	Kohli et al.	455/41.2
D382,874 S *	8/1997	Peschke et al.	D14/142	D564,500 S *	3/2008	Wang	D14/223
D436,623 S *	1/2001	Schmidt et al.	D19/46	D573,577 S *	7/2008	Huang	D14/155
D457,513 S *	5/2002	Pirelli et al.	D14/223	D582,388 S *	12/2008	Nielsen et al.	D14/205
				D590,813 S *	4/2009	Bradford et al.	D14/223

* cited by examiner

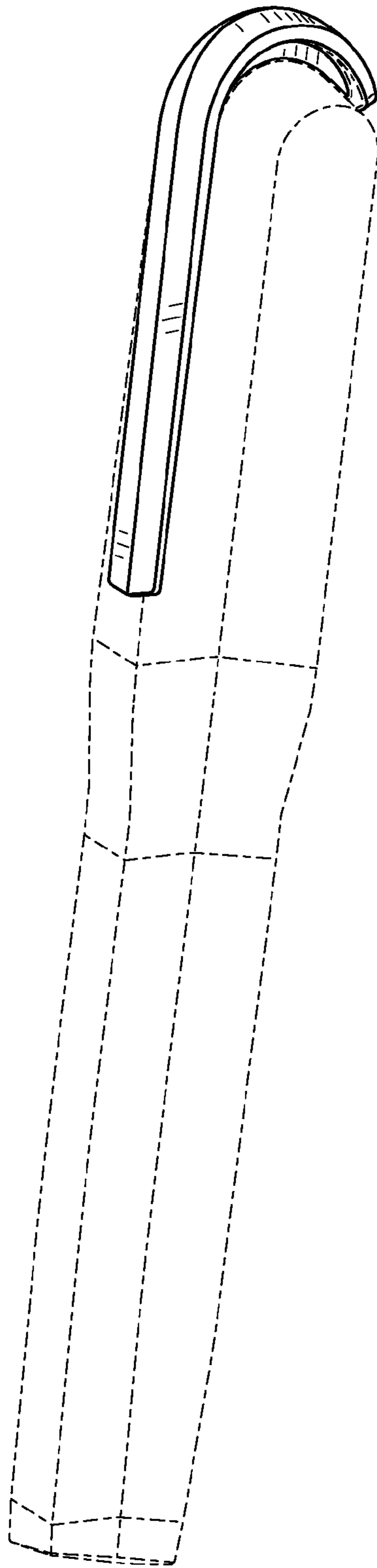


FIG. 1

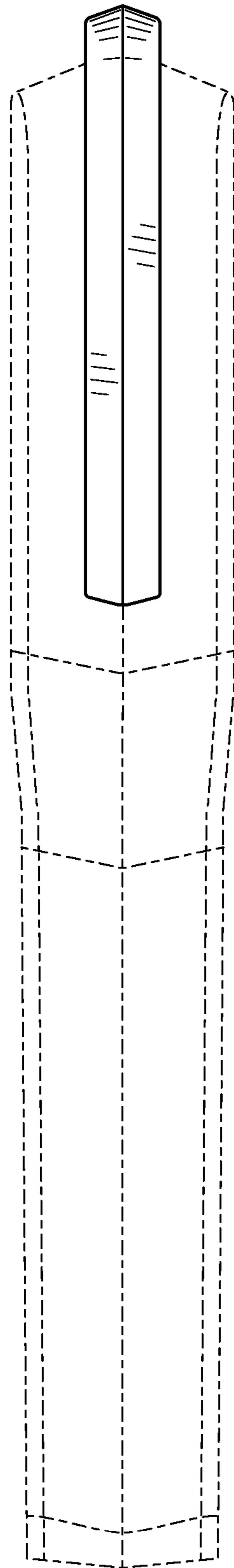


FIG. 2

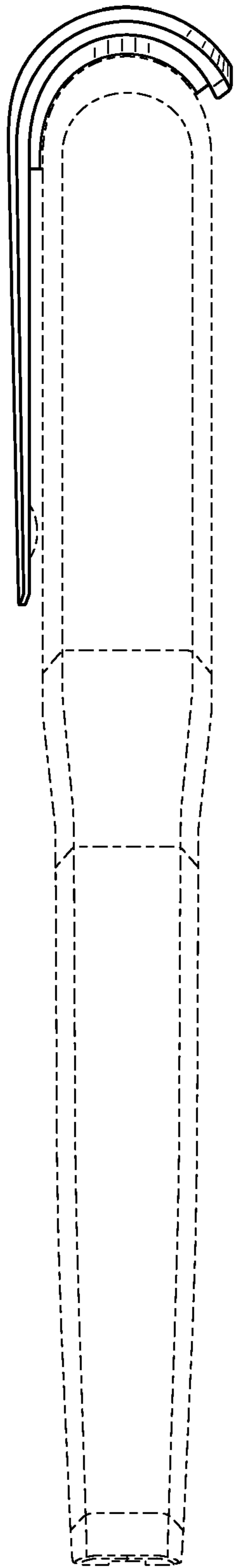


FIG. 3

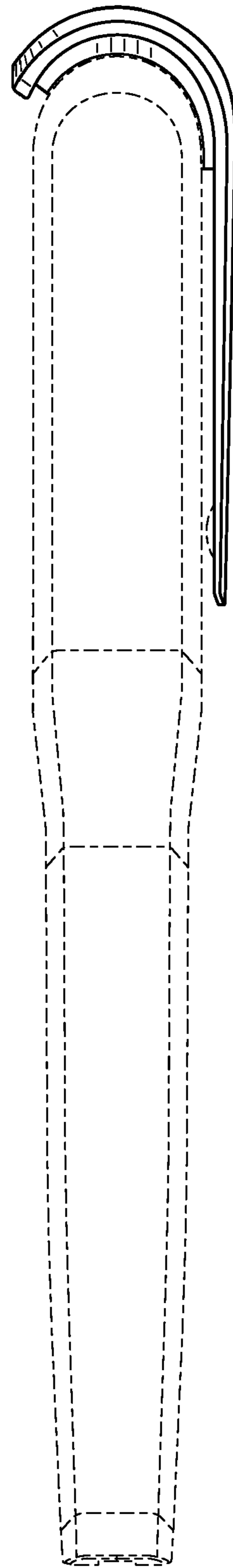


FIG. 4

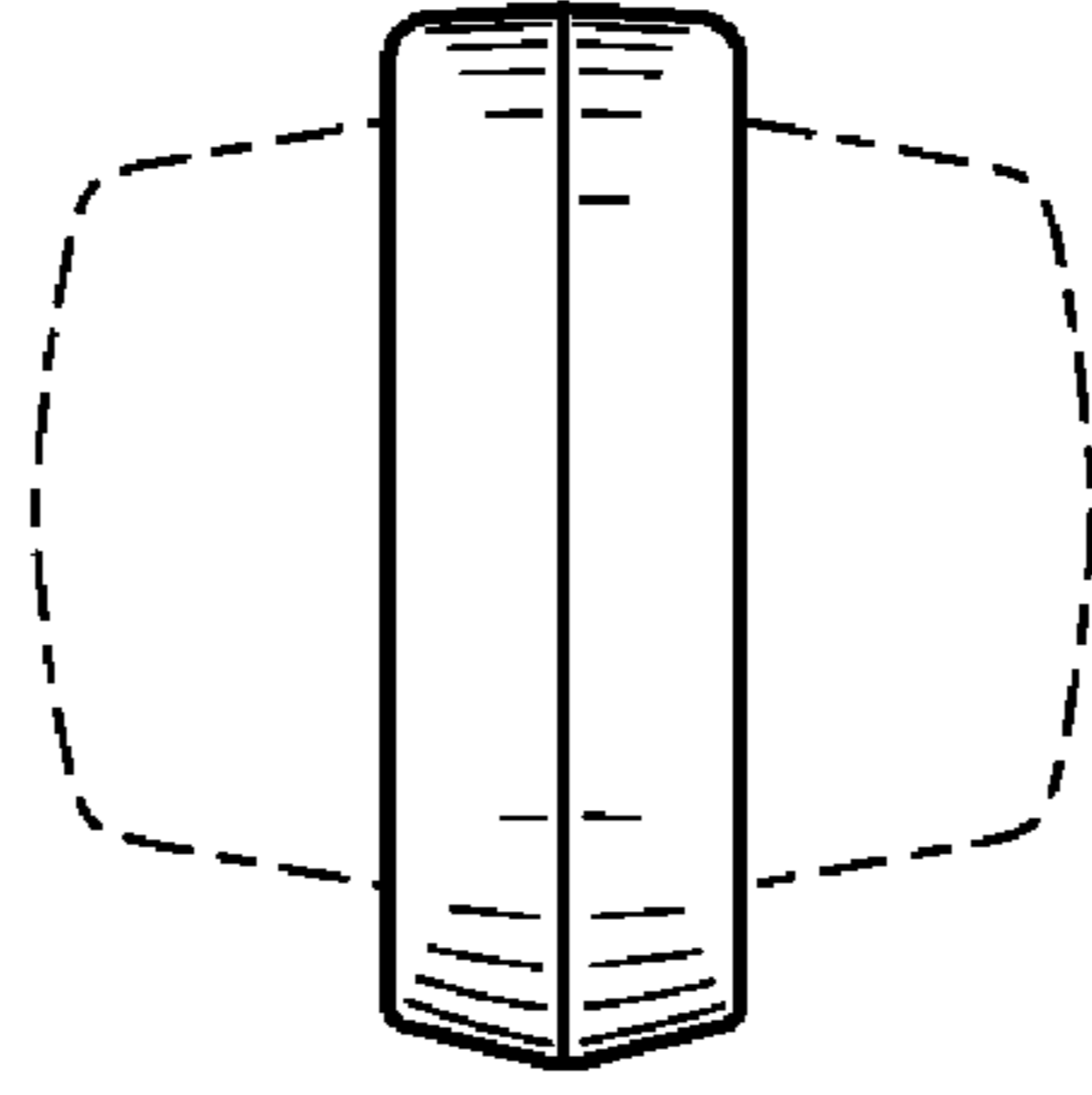


FIG. 5

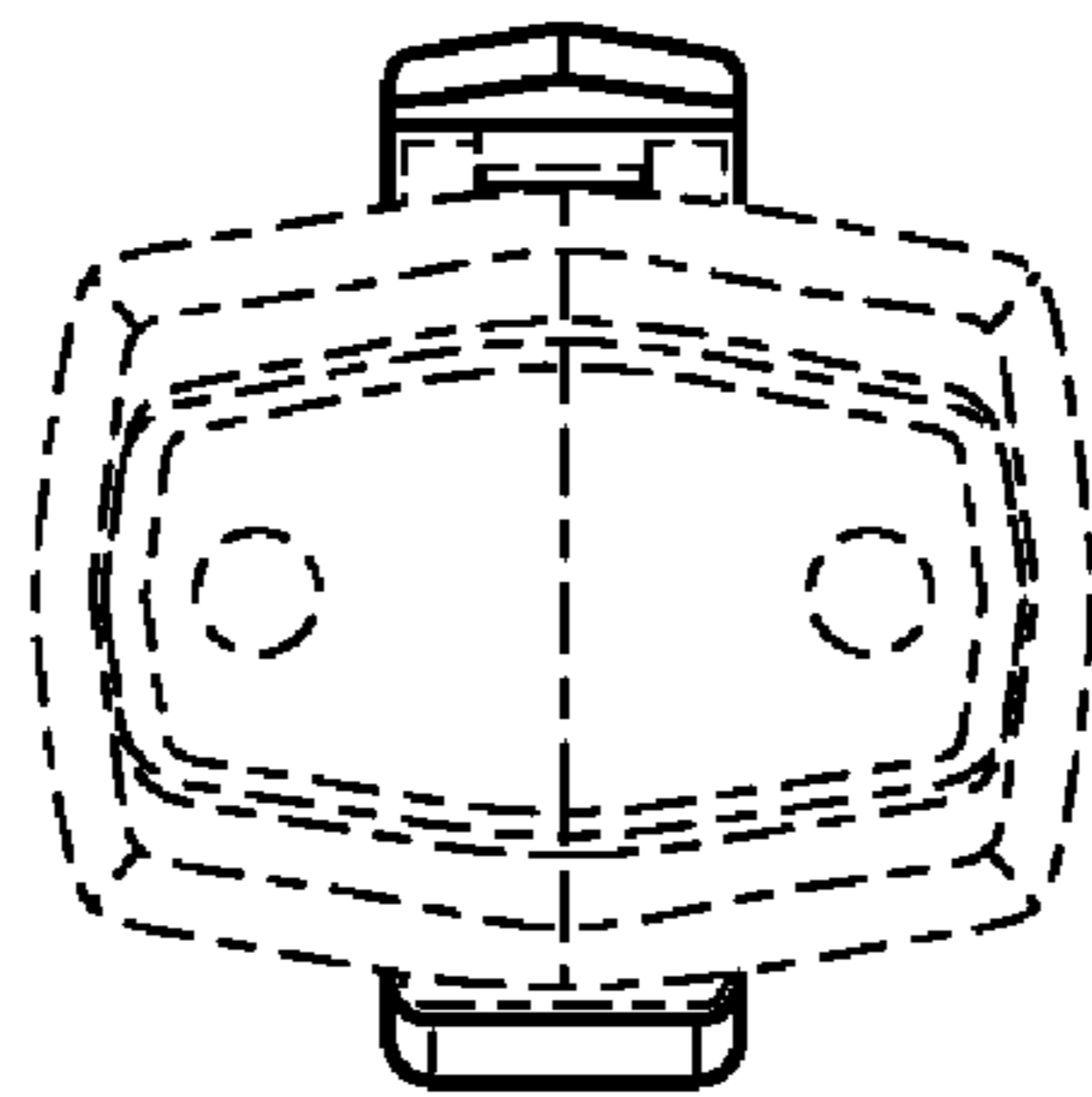


FIG. 6

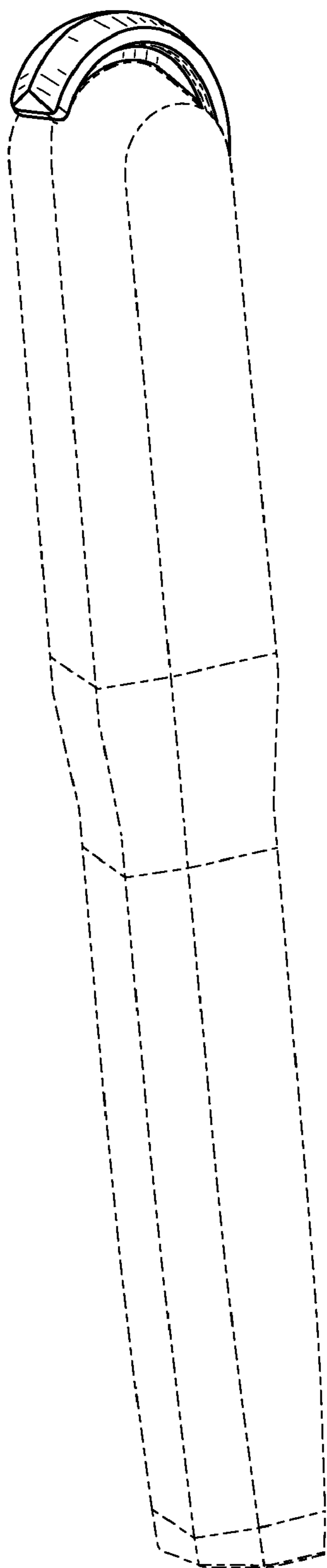


FIG. 7

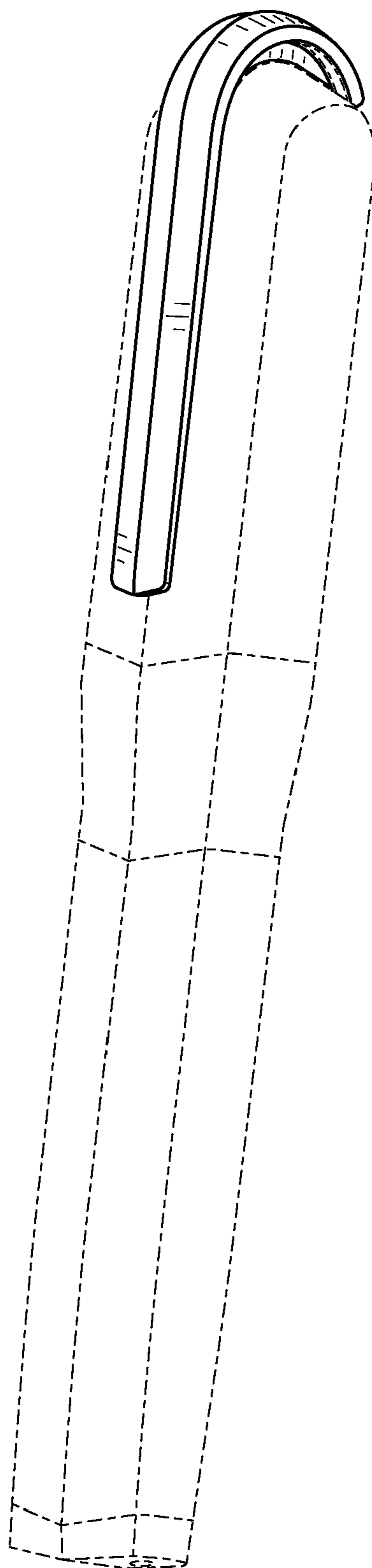


FIG. 8

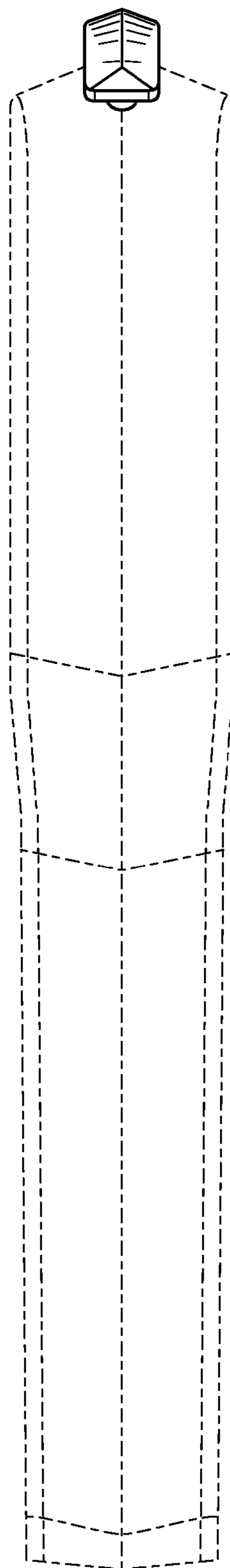


FIG. 9