



US00D618208S

(12) **United States Design Patent**  
**Bridge et al.**

(10) **Patent No.:** **US D618,208 S**  
(45) **Date of Patent:** **\*\* Jun. 22, 2010**

(54) **HEADSET**

(75) Inventors: **Joel Bridge**, London (GB); **Frank Nuovo**, Los Angeles, CA (US)

(73) Assignee: **Nokia Corporation**, Espoo (FI)

(\*\*) Term: **14 Years**

(21) Appl. No.: **29/334,128**

(22) Filed: **Mar. 20, 2009**

(51) **LOC (9) Cl.** ..... **14-01**

(52) **U.S. Cl.** ..... **D14/205**

(58) **Field of Classification Search** ..... D14/205,  
D14/206, 223, 188, 192, 138 R, 194, 137,  
D14/191, 140, 218, 154, 155, 167, 168, 163;  
181/129, 130; 379/430, 431; 381/380, 381;  
D19/35, 41, 43, 51; 401/99, 105, 106; D13/168;  
D10/119; 455/90.1, 351, 347; 345/179  
See application file for complete search history.

(56) **References Cited**

**U.S. PATENT DOCUMENTS**

D167,828 S *	9/1952	Florac	.....	D14/194
D277,753 S *	2/1985	Eckmann et al.	.....	D14/191
D280,896 S *	10/1985	Campbell et al.	.....	D14/155
D290,356 S *	6/1987	Fisher	.....	D14/191
D304,191 S *	10/1989	Sekine	.....	D14/192
D316,550 S *	4/1991	Sogabe	.....	D14/168
5,313,663 A *	5/1994	Norris	.....	455/351
D347,635 S *	6/1994	van Wijnen	.....	D14/191
D357,921 S *	5/1995	Ming-Chin	.....	D14/223
D361,058 S *	8/1995	Domel et al.	.....	D13/168
D382,874 S *	8/1997	Peschke et al.	.....	D14/142
D457,513 S *	5/2002	Pirelli et al.	.....	D14/223
D464,942 S *	10/2002	Lee	.....	D14/192
D471,898 S *	3/2003	Bae	.....	D14/223

D478,067 S *	8/2003	Kawakami et al.	.....	D14/223
D514,549 S *	2/2006	Rath et al.	.....	D14/223
D519,109 S *	4/2006	Perszyk et al.	.....	D14/223
D526,313 S *	8/2006	Murray	.....	D14/223
D526,641 S *	8/2006	Ham	.....	D14/205
D533,540 S *	12/2006	Murray	.....	D14/205
D538,260 S *	3/2007	Wada	.....	D14/188
7,231,181 B2 *	6/2007	Kohli et al.	.....	455/41.2
D564,500 S *	3/2008	Wang	.....	D14/223
D573,577 S *	7/2008	Huang	.....	D14/155
D582,388 S *	12/2008	Nielsen et al.	.....	D14/205
D590,813 S *	4/2009	Bradford et al.	.....	D14/223

\* cited by examiner

*Primary Examiner*—Paula Greene

(74) *Attorney, Agent, or Firm*—Banner & Witcoff, Ltd.

(57) **CLAIM**

The ornamental design for a headset, as shown and described.

**DESCRIPTION**

FIG. 1 is a perspective front view of a headset showing our new design;

FIG. 2 is a front view thereof;

FIG. 3 is a right side view thereof;

FIG. 4 is a left side view thereof;

FIG. 5 is a top view thereof;

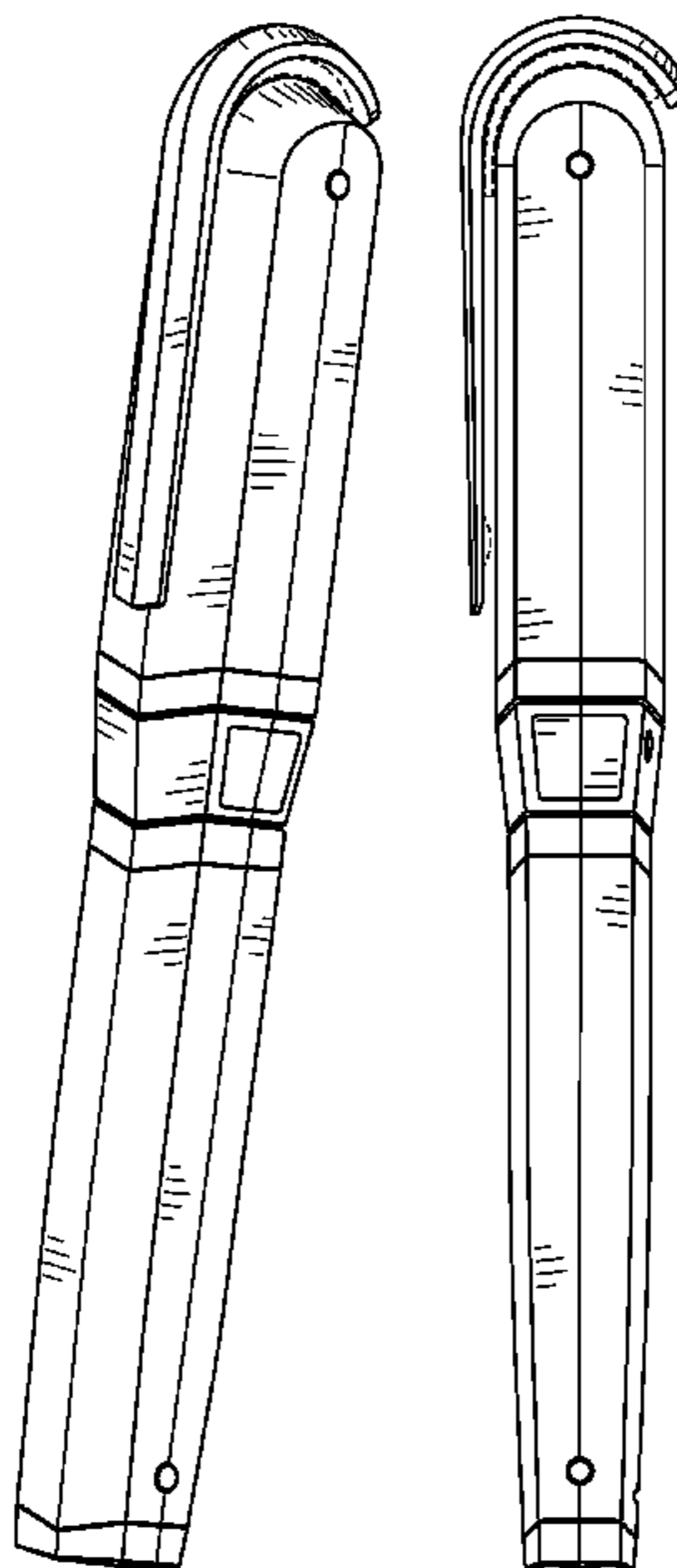
FIG. 6 is a bottom view thereof;

FIG. 7 is a rear perspective view thereof; and,

FIG. 8 is a rear view thereof.

The broken line showing of the environmental structure of the headset in FIGS. 1-8 is for illustrative purposes only and forms no part of the claimed design. The unshown features on the underside of the clip form no part of the claimed design.

**1 Claim, 6 Drawing Sheets**



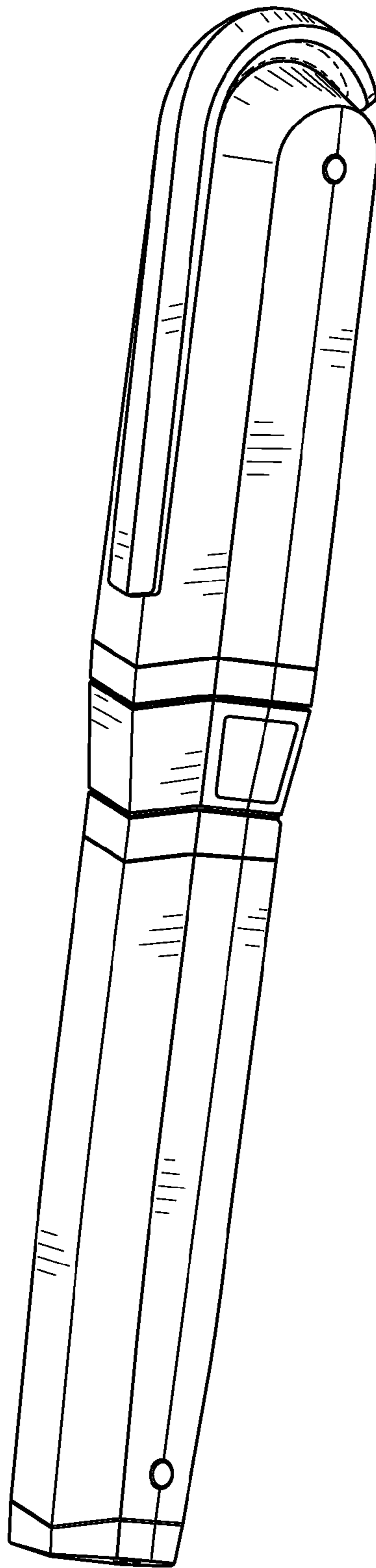


FIG. 1

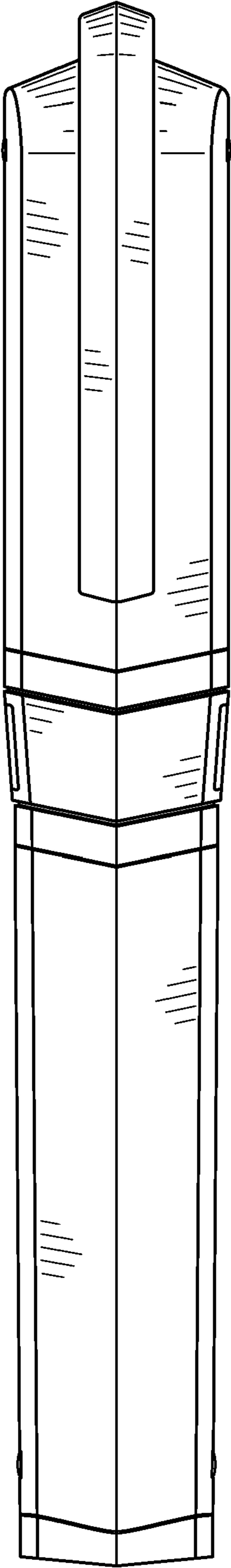


FIG. 2

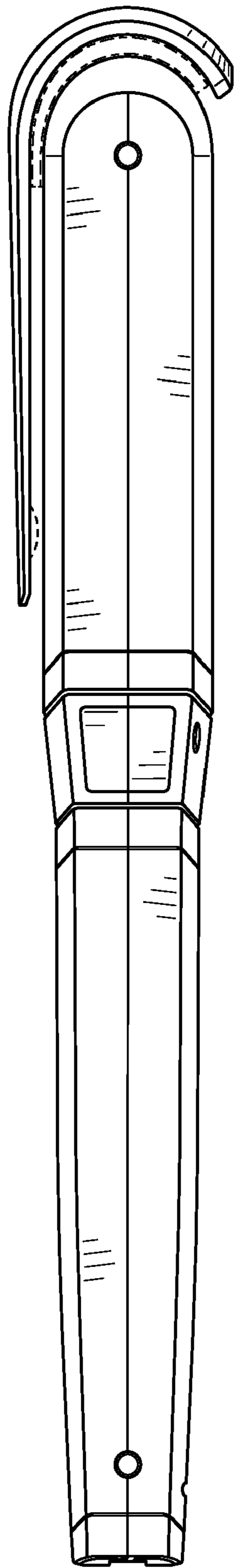


FIG. 3

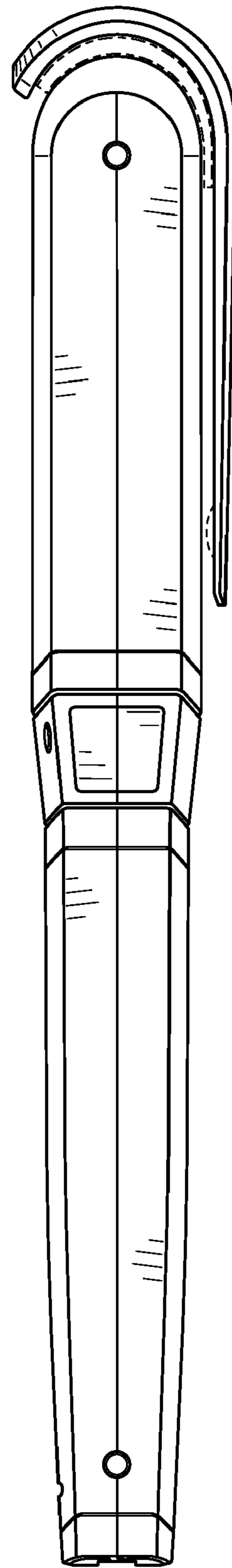

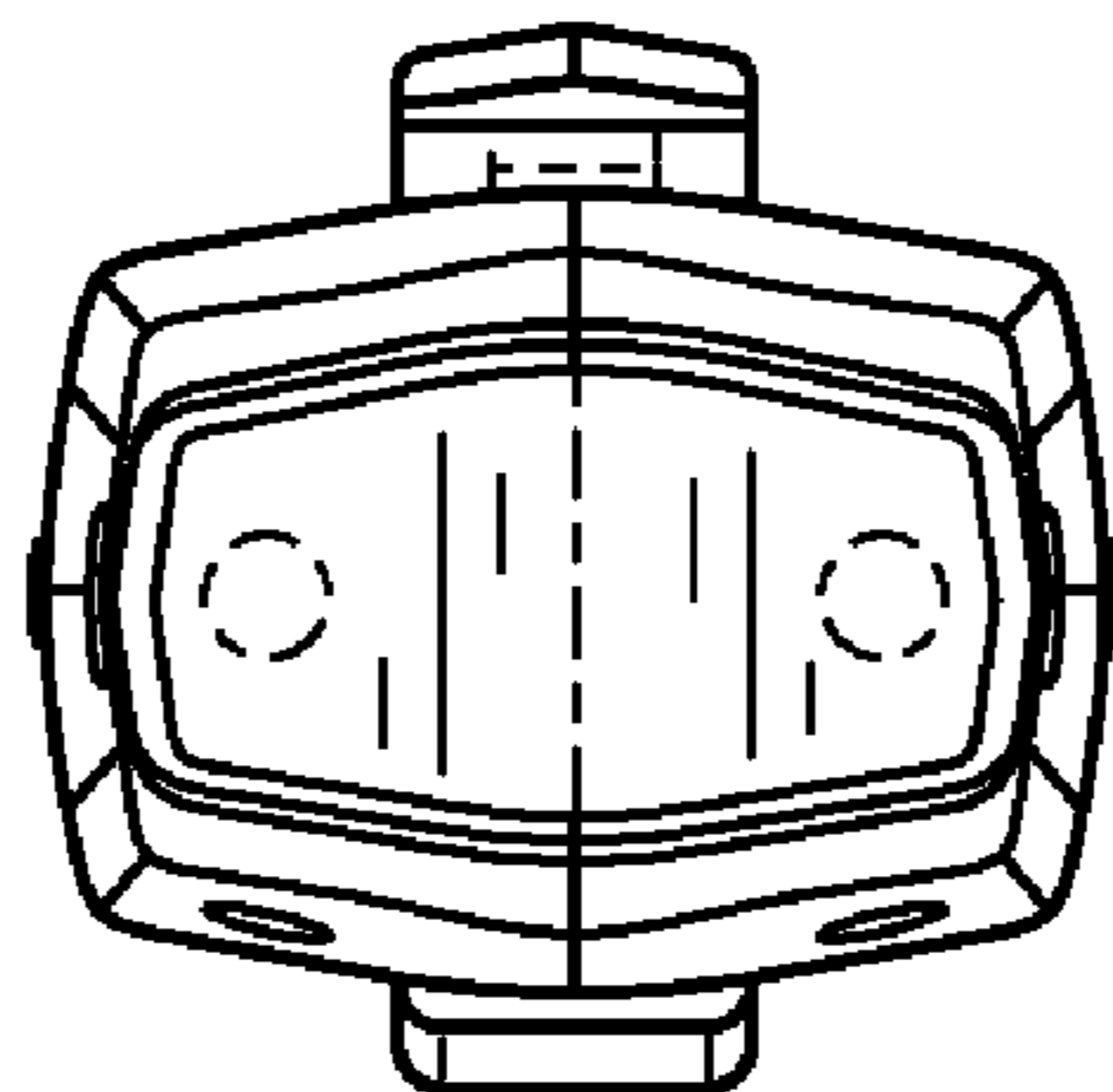


FIG. 4



**FIG. 5**



**FIG. 6**




FIG. 7




FIG. 8