



US00D618191S

(12) **United States Design Patent**  
**Chow**

(10) **Patent No.:** **US D618,191 S**  
(45) **Date of Patent:** **\*\* Jun. 22, 2010**

(54) **PORTABLE DIGITAL ATSC TV**  
(75) Inventor: **Keung Chow**, Wanchai (HK)  
(73) Assignee: **Mega Vision Electronics Co., Ltd.**,  
Wanchai (HK)  
(\*\*) Term: **14 Years**  
(21) Appl. No.: **29/354,285**  
(22) Filed: **Jan. 21, 2010**

D442,152 S \* 5/2001 Roustaei ..... D14/125  
D457,569 S \* 5/2002 Pinchuk ..... D21/324  
D484,917 S \* 1/2004 Hunt et al. .... D21/329  
D491,152 S \* 6/2004 Christianson ..... D14/126  
D504,875 S \* 5/2005 Yokota ..... D14/125  
D511,113 S \* 11/2005 Feldman et al. .... D10/104  
D519,956 S \* 5/2006 Peng ..... D14/129  
D541,239 S \* 4/2007 Tsai ..... D14/126  
D546,791 S \* 7/2007 Liang et al. .... D14/129  
D547,282 S \* 7/2007 Hsiung ..... D14/129  
D548,208 S \* 8/2007 Liang et al. .... D14/129  
D596,595 S \* 7/2009 Messner ..... D14/126

\* cited by examiner

(51) **LOC (9) Cl.** ..... **14-03**  
(52) **U.S. Cl.** ..... **D14/126**  
(58) **Field of Classification Search** ..... D14/125-134,  
D14/239, 371, 136, 374-377, 440, 450, 448,  
D14/336, 342; 312/7.2; 348/836, 838, 180,  
348/184, 325, 739; 341/12; 248/917-924,  
248/465; 345/104, 133, 156, 168, 87, 173;  
720/605, 669, 600, 655; 369/99, 197; D21/329,  
D21/515, 577, 622, 333, 433, 448, 452, 450,  
D21/331; D6/477, 479, 300; 273/148 B;  
446/484, 175, 356; D10/15, 26  
See application file for complete search history.

*Primary Examiner*—Raphael Barkai  
(74) *Attorney, Agent, or Firm*—Intellectual Property Law  
Group LLP; Juneko Jackson; Otto O. Lee

(57) **CLAIM**

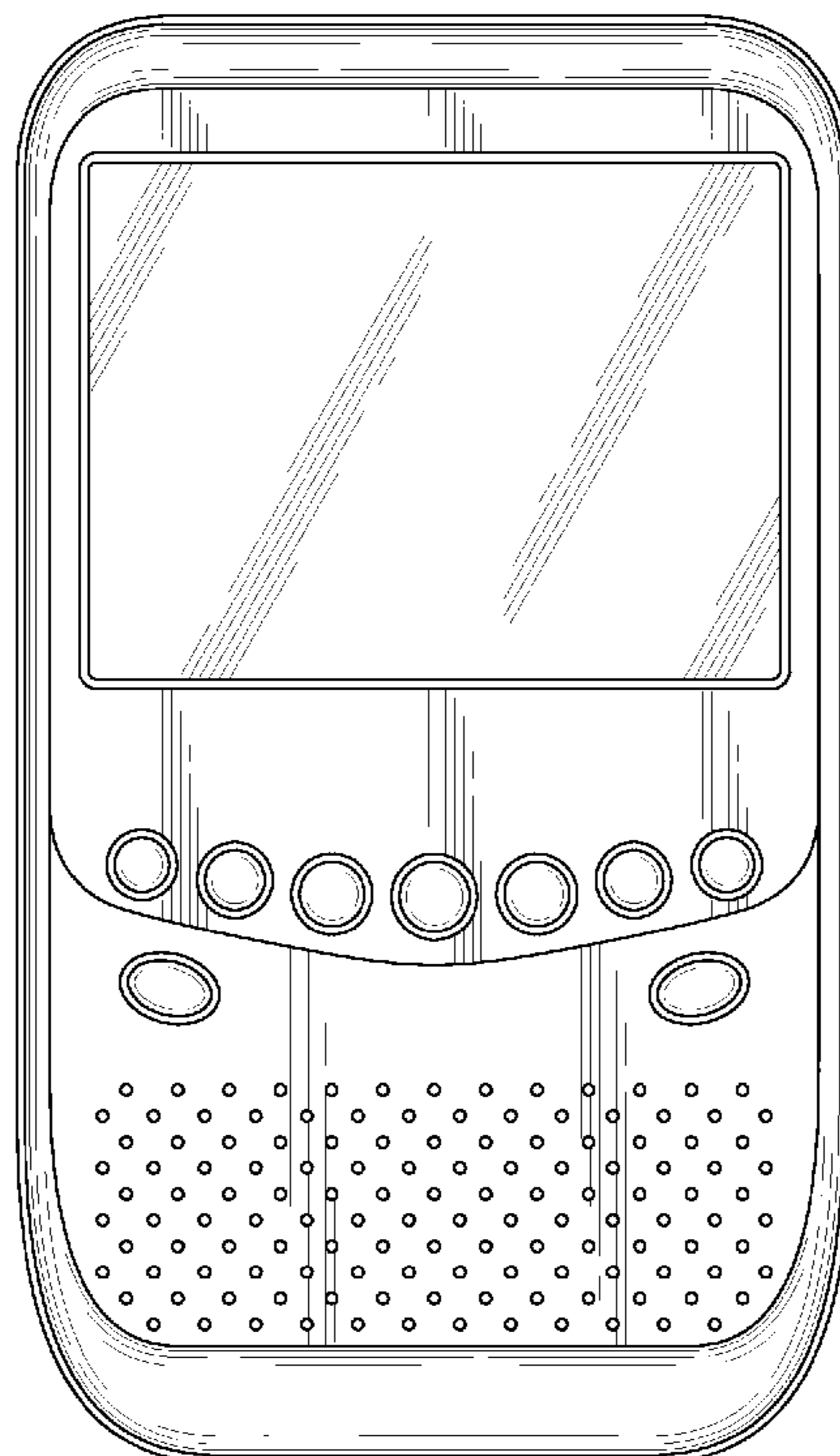
The ornamental design for a portable digital ATSC TV, as  
shown and described.

**DESCRIPTION**

FIG. 1 is a front elevational view of a portable digital ATSC  
TV embodying my new design;  
FIG. 2 is a rear elevational view thereof;  
FIG. 3 is a left side elevational view thereof;  
FIG. 4 is a right side elevational view thereof;  
FIG. 5 is a top plan view thereof; and,  
FIG. 6 is a bottom plan view thereof.

(56) **References Cited**  
U.S. PATENT DOCUMENTS  
D356,079 S \* 3/1995 Oba ..... D14/126  
D376,822 S \* 12/1996 Osterhout ..... D21/329  
D384,660 S \* 10/1997 Matsushita ..... D14/126  
D405,781 S \* 2/1999 Renk ..... D14/126  
D413,881 S \* 9/1999 Ida et al. .... D14/126  
D436,936 S \* 1/2001 Igarashi ..... D14/126

**1 Claim, 3 Drawing Sheets**



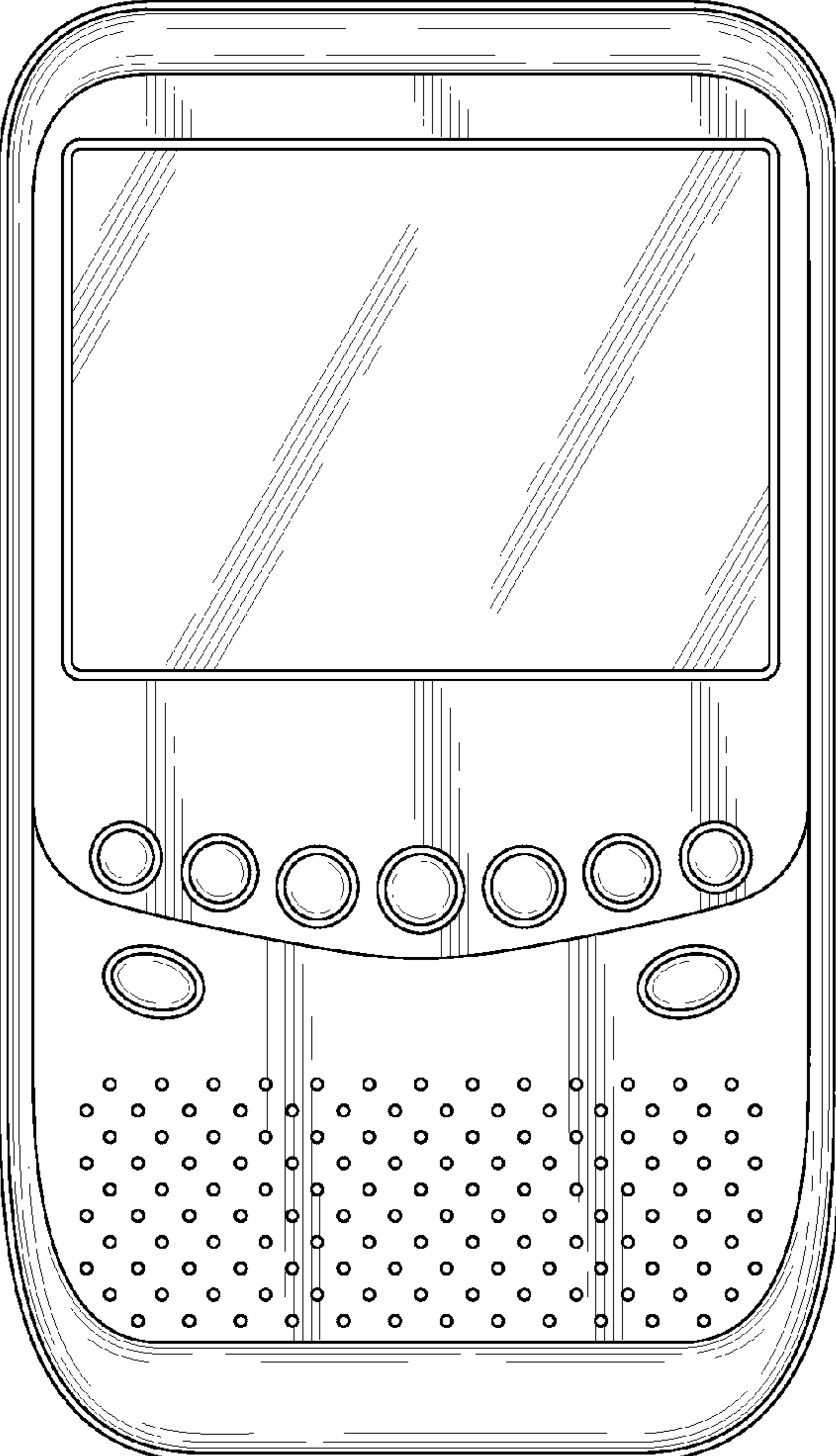


FIG. 1

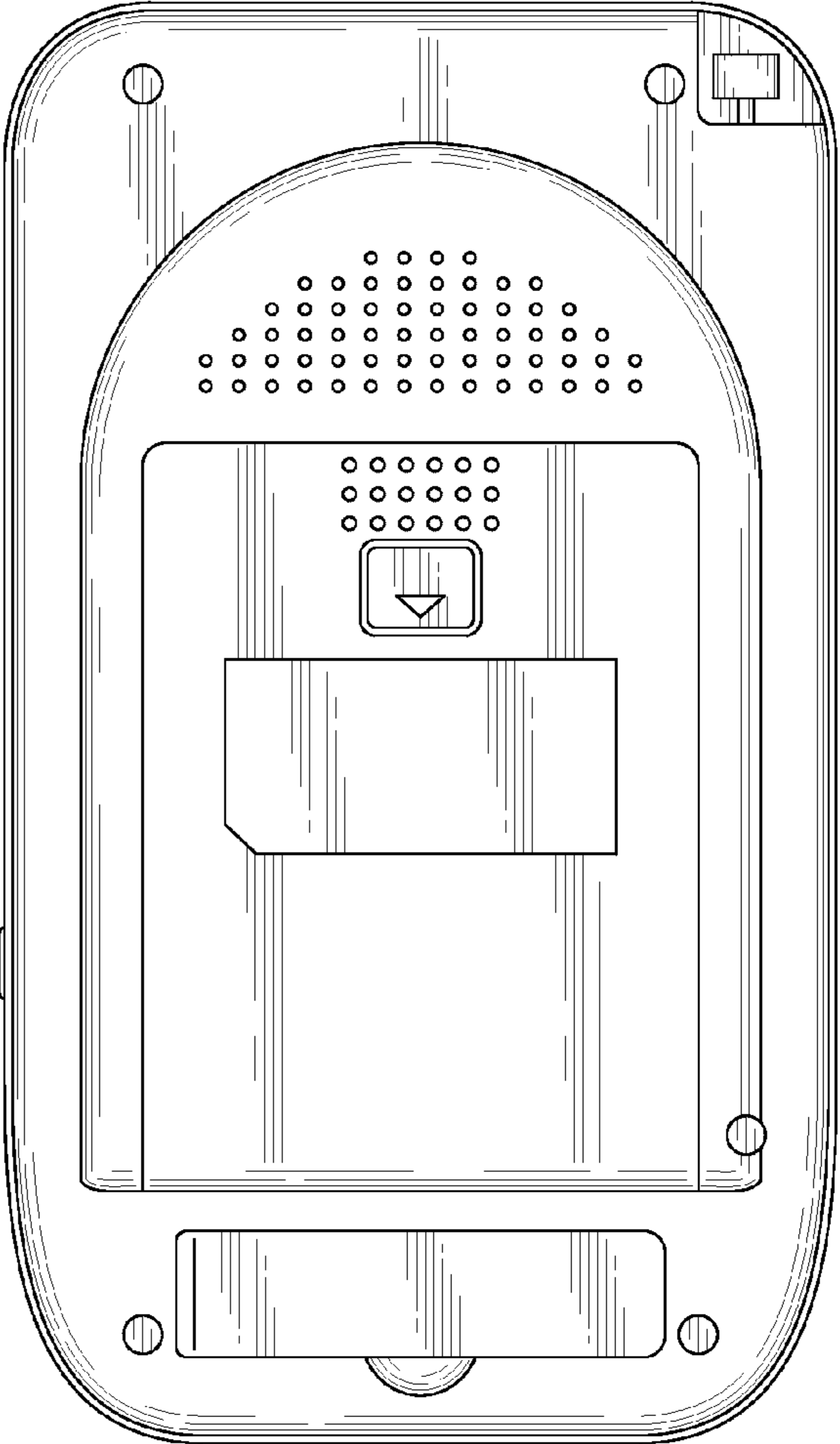
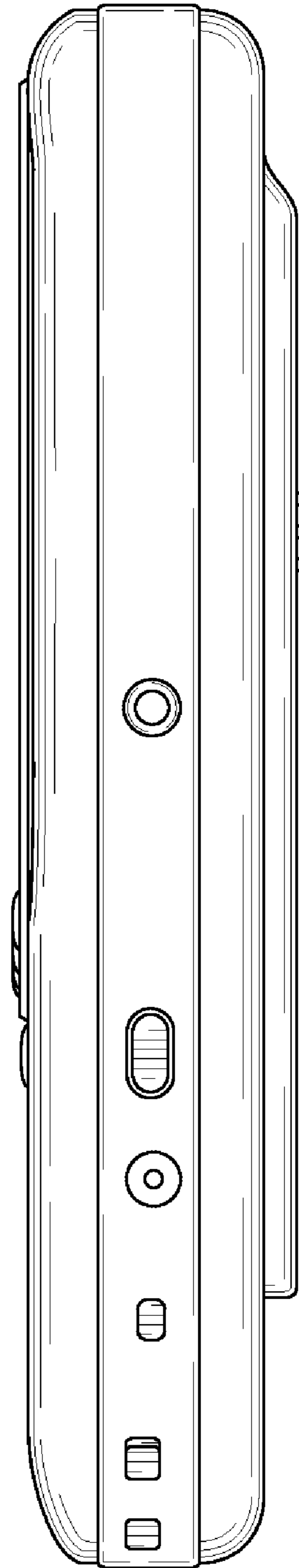



FIG. 2



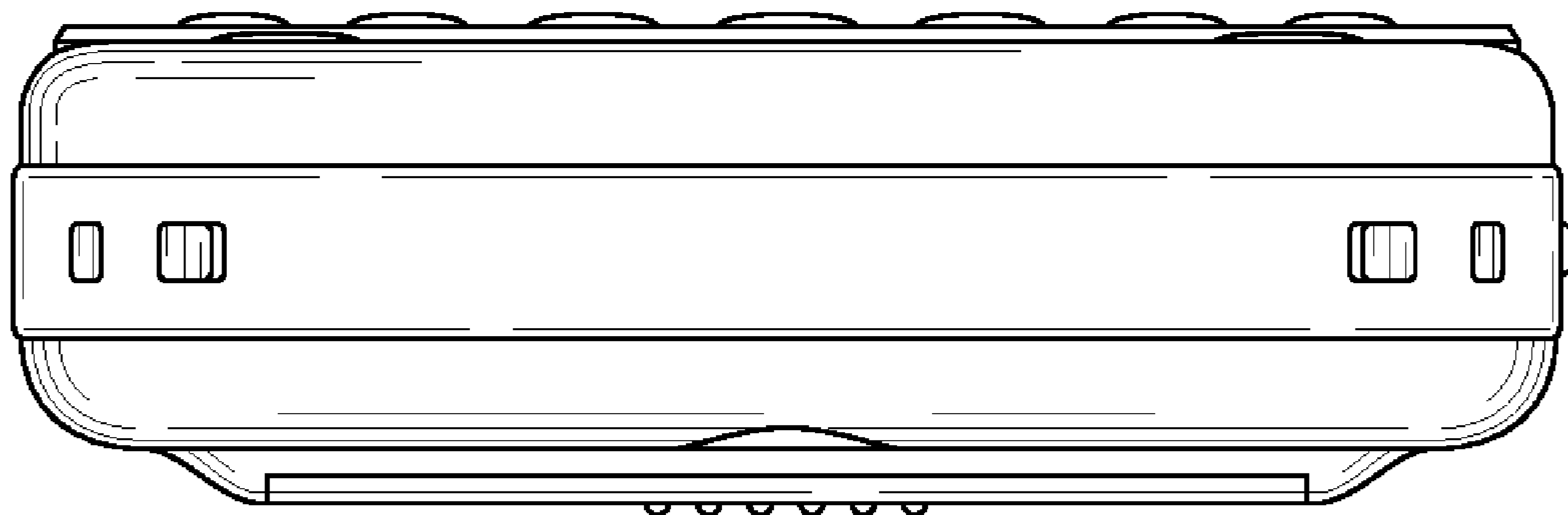
**FIG. 3**



**FIG. 4**



**FIG. 5**



**FIG. 6**