



US00D618175S

(12) **United States Design Patent**
Shi

(10) **Patent No.:** **US D618,175 S**
(45) **Date of Patent:** **** *Jun. 22, 2010**

(54) **THREE-OUTLET SURGE-PROTECTED ADAPTOR**

(75) Inventor: **Xueqing Shi, JiAn (CN)**

(73) Assignee: **Multway Industries (HK) Ltd., Tsuen Wan (HK)**

(**) Term: **14 Years**

(21) Appl. No.: **29/345,398**

(22) Filed: **Oct. 15, 2009**

(51) **LOC (9) Cl.** **13-03**

(52) **U.S. Cl.** **D13/137.2**

(58) **Field of Classification Search** .. D13/137.1-139.8, D13/133, 184, 199; D14/433; 174/53-58, 174/66; 439/105-107, 535, 650-655, 692
See application file for complete search history.

(56) **References Cited**

U.S. PATENT DOCUMENTS

1,511,855 A	10/1924	Wentz
1,568,156 A	1/1926	Herskovitz
D77,735 S	2/1929	Both
D80,102 S	12/1929	Muldoon
D86,613 S	3/1932	Lauter
1,889,695 A	11/1932	Petersen
2,210,215 A	8/1940	Herman
D126,590 S	4/1941	Lewin
2,267,816 A	12/1941	Chirelstein
2,318,484 A	5/1943	Herman
2,500,987 A	3/1950	Harpster
2,508,770 A	5/1950	Oshinsky
D159,004 S	6/1950	Russell
D164,338 S	8/1951	Tyler
2,636,096 A	4/1953	Di Blasi
D179,081 S	10/1956	Hudson
2,792,561 A	5/1957	Cohen
3,005,179 A	10/1961	Holt
D194,105 S	11/1962	Stringham
D195,955 S	8/1963	Carlson
D216,262 S	12/1969	Robinson
3,509,356 A	4/1970	Peebles
3,924,914 A	12/1975	Banner

3,997,225 A	12/1976	Horwinski
4,000,405 A	12/1976	Horwinski
4,079,344 A	3/1978	Lauben et al.
4,085,996 A	4/1978	Koslo
D251,293 S	3/1979	Trueblood
4,191,985 A	3/1980	Phillips, Jr.
4,293,172 A	10/1981	Lingaraju
D276,225 S	11/1984	Powel
D277,370 S	1/1985	Gehr et al.
D284,758 S	7/1986	Maloney
D285,552 S	9/1986	Schwartz
D285,788 S	9/1986	Rapp et al.

(Continued)

OTHER PUBLICATIONS

U.S. Appl. No. 12/649,465, filed Dec. 30, 2009, Lee.

(Continued)

Primary Examiner—Rosemary K Tarcza

(74) *Attorney, Agent, or Firm*—Frost Brown Todd LLC

(57) **CLAIM**

The ornamental design for a three-outlet surge-protected adaptor, as shown and described.

DESCRIPTION

FIG. 1 is a front elevational view of a three-outlet surge-protected adaptor, showing my new design;

FIG. 2 is a right-side elevational view thereof, the left-side elevational view being a mirror image thereof;

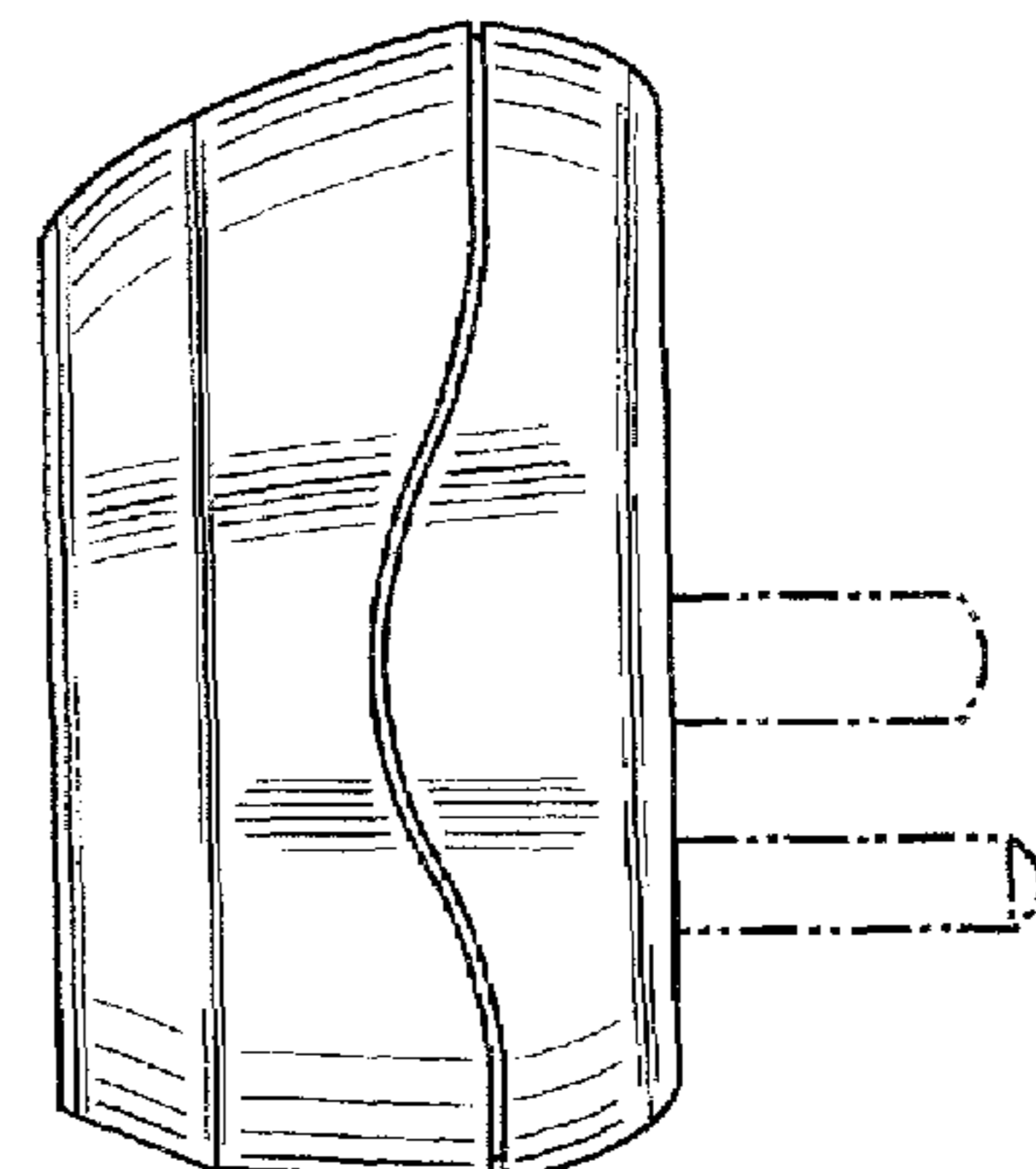

FIG. 3 is a top plan view thereof;

FIG. 4 is a bottom plan view thereof; and,

FIG. 5 is a back elevational view thereof.

The prongs and electrical slots shown in broken lines in FIGS. 1-5 illustrate environmental matter, and form no part of the claimed design.

1 Claim, 2 Drawing Sheets



US D618,175 S

Page 2

U.S. PATENT DOCUMENTS

D288,177 S	2/1987	Yang	D397,086 S *	8/1998	Lin D13/137.2
4,659,161 A	4/1987	Holcomb	5,816,860 A	10/1998	Blanche
4,671,597 A	6/1987	Grill	D401,555 S	11/1998	Tam
4,764,128 A	8/1988	Cheng	D406,562 S	3/1999	Al-Sabah
4,767,359 A	8/1988	Martell	5,888,105 A	3/1999	Brown et al.
D301,576 S	6/1989	Wang	D408,355 S	4/1999	Welsh et al.
4,856,999 A	8/1989	Flohr	D411,981 S	7/1999	Jeon-Chapman et al.
4,861,286 A	8/1989	Fosnaugh	D415,105 S	10/1999	Lee
D305,641 S	1/1990	DeLuca	D425,638 S	5/2000	Yuen
4,897,049 A	1/1990	Miller et al.	D436,345 S	1/2001	Lentine
D307,742 S	5/1990	Serr et al.	D440,203 S *	4/2001	Ewing et al. D13/137.2
D312,615 S	12/1990	Schwartz	D442,550 S *	5/2001	Tong et al. D13/137.2
D315,141 S	3/1991	Hames	D442,916 S	5/2001	Tong et al.
D315,893 S	4/1991	Cheng	D443,589 S	6/2001	Tong et al.
5,004,435 A	4/1991	Jammet	D446,187 S	8/2001	Lam et al.
D318,262 S	7/1991	Neuwirth	D446,502 S	8/2001	Wen
5,094,630 A	3/1992	Jammet	D462,056 S	8/2002	Chung
D325,370 S	4/1992	Belcher	D467,873 S	12/2002	Yu
D325,723 S	4/1992	Gary et al.	D468,848 S *	1/2003	Schenck D26/26
5,122,082 A	6/1992	Lee	D469,062 S *	1/2003	Nieto et al. D13/137.2
D329,423 S	9/1992	Luu	D481,357 S	10/2003	Stekelenburg
5,171,168 A	12/1992	Chiodo	D483,331 S	12/2003	Adachi et al.
5,211,584 A	5/1993	Lee	D483,723 S	12/2003	Adachi et al.
5,232,381 A	8/1993	Yu	D486,126 S	2/2004	Aromin
5,236,371 A	8/1993	Matthis	D492,253 S *	6/2004	Lee D13/137.2
5,269,695 A	12/1993	Opel	D492,254 S	6/2004	Nakashima et al.
D347,593 S	6/1994	Davis et al.	D493,426 S	7/2004	Strayer
D347,594 S	6/1994	Davis et al.	D495,657 S *	9/2004	Lee D13/137.2
D350,936 S	9/1994	Rossman et al.	6,929,514 B1	8/2005	Chuang
D350,938 S	9/1994	Rossman et al.	D512,963 S	12/2005	Lee
5,383,799 A	1/1995	Fladung	D514,067 S	1/2006	Lee
D357,460 S	4/1995	Lovett	D540,257 S	4/2007	Ivanova et al.
D361,315 S	8/1995	Wedell et al.	D547,271 S	7/2007	Ng
5,443,400 A	8/1995	Brown et al.	D547,272 S	7/2007	Ng
D364,379 S	11/1995	Pogue et al.	D549,650 S	8/2007	Russell et al.
D370,459 S	6/1996	Boesel et al.	D559,184 S	1/2008	Russell et al.
D371,341 S	7/1996	Hung et al.	7,371,121 B1	5/2008	Lee
D372,702 S	8/1996	Sanner	7,371,122 B2	5/2008	Ivanova et al.
5,562,488 A	10/1996	Neiser et al.	7,520,783 B2 *	4/2009	Chou et al. 439/652
D375,292 S	11/1996	D'Amato	D596,571 S	7/2009	Green
D376,129 S	12/1996	Muller et al.	D599,290 S	9/2009	Lee
D379,796 S	6/1997	Bagga	2009/0053307 A1	2/2009	Longo et al.
D379,966 S	6/1997	Gallagher			
5,645,147 A	7/1997	Kovacik et al.			
D382,251 S	8/1997	Tsui			
D382,658 S	8/1997	Yu			
5,660,554 A	8/1997	Mead			
5,666,053 A	9/1997	Suzuki et al.			
5,700,150 A	12/1997	Morin			

OTHER PUBLICATIONS

U.S. Appl. No. 29/345,386, filed Oct. 15, 2009, Shi.
 U.S. Appl. No. 29/345,388, filed Oct. 15, 2009, Shi.
 U.S. Appl. No. 29/345,394, filed Oct. 15, 2009, Shi.
 U.S. Appl. No. 29/313,368, filed Dec. 30, 2008, Lee.

* cited by examiner




FIG. 1

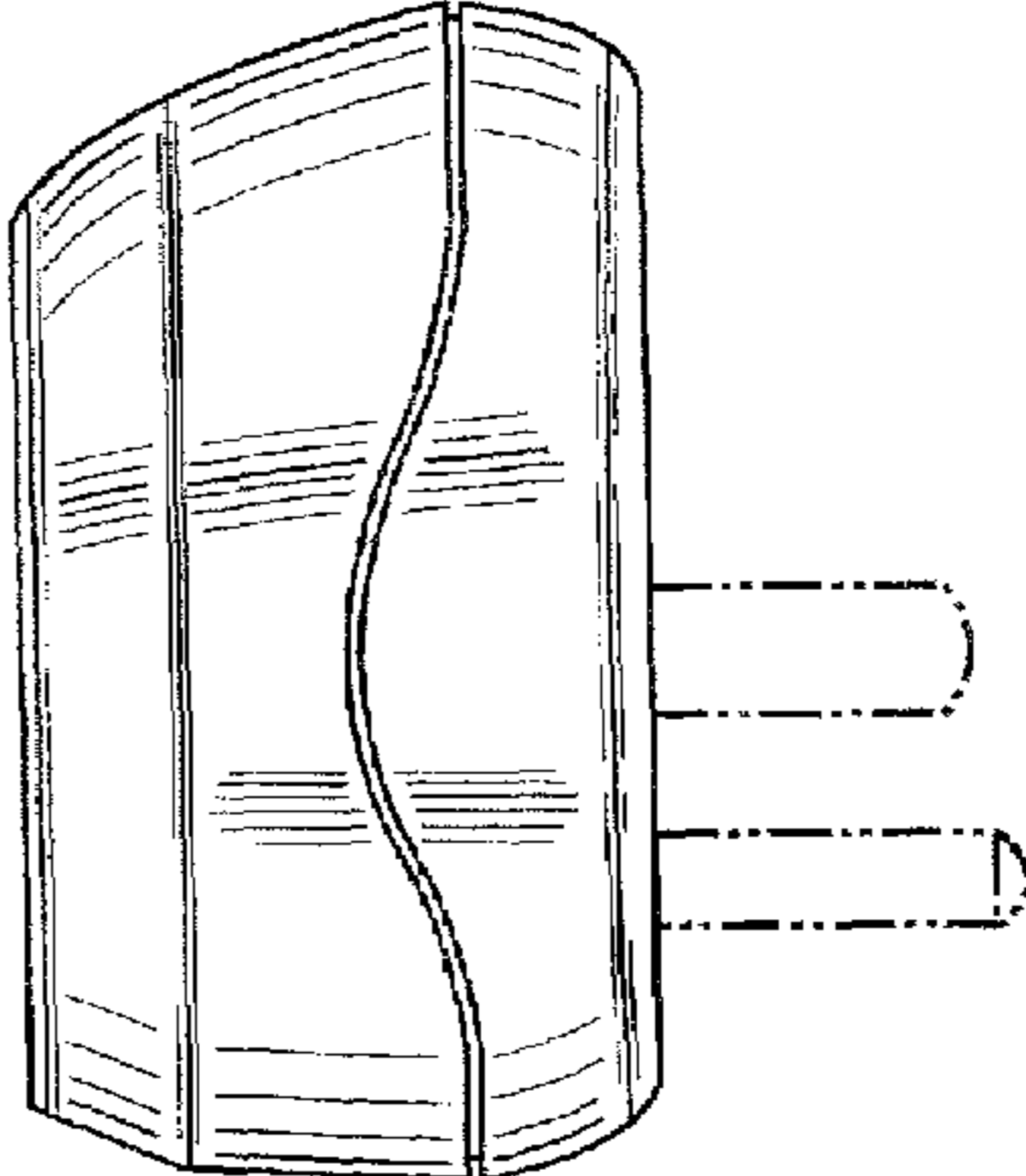


FIG. 2

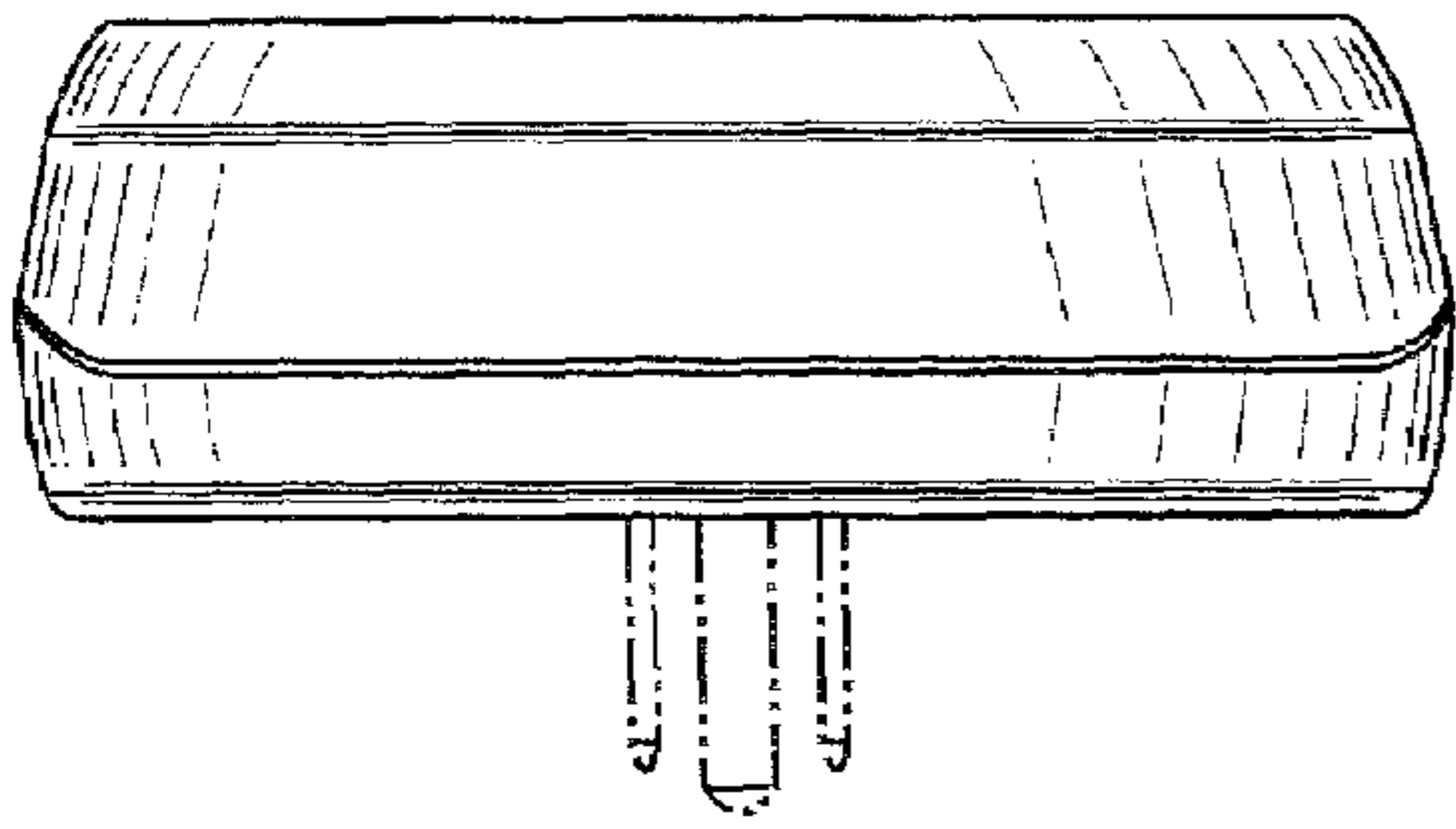


FIG. 3

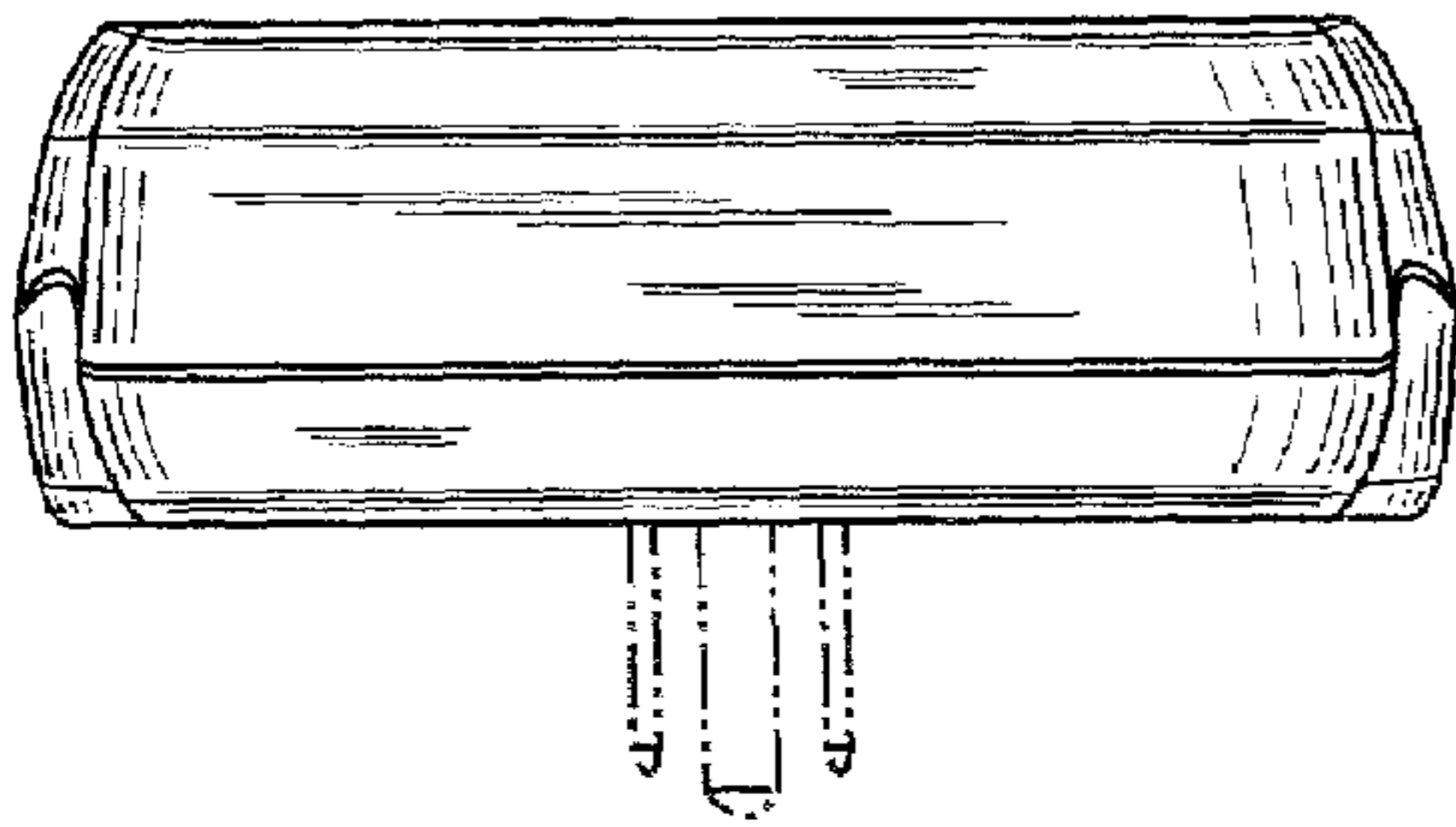


FIG. 4

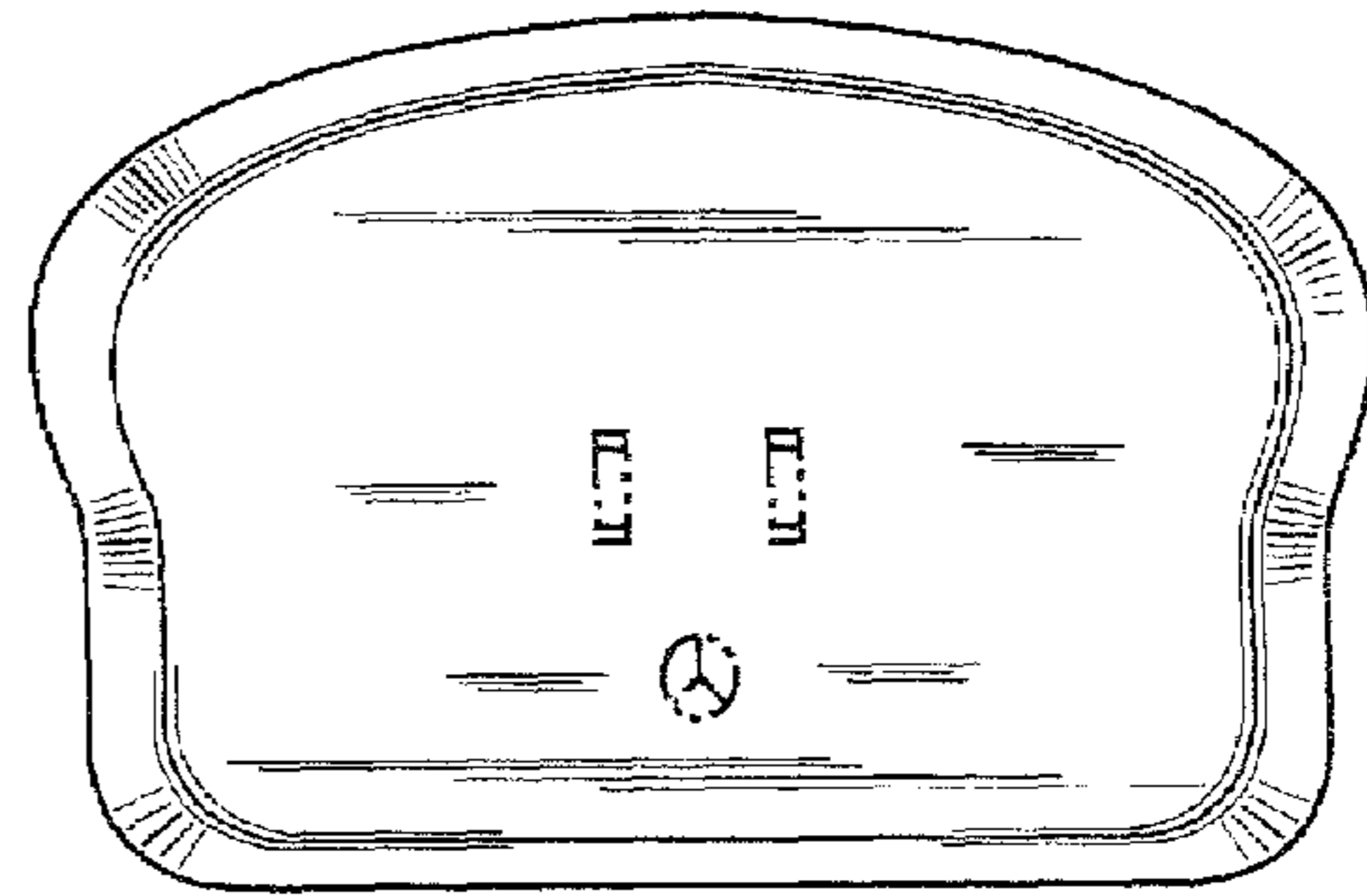


FIG. 5