



US00D618157S

(12) **United States Design Patent**
Masters

(10) **Patent No.:** **US D618,157 S**

(45) **Date of Patent:** **** Jun. 22, 2010**

(54) **CHAIN BLOCK**

(76) **Inventor:** **Terry Masters**, 7909 Firestone Way,
Antelope, CA (US) 95843

(**) **Term:** **14 Years**

(21) **Appl. No.:** **29/340,699**

(22) **Filed:** **Jul. 23, 2009**

(51) **LOC (9) Cl.** **12-06**

(52) **U.S. Cl.** **D12/217**

(58) **Field of Classification Search** D12/217,
D12/203, 400, 120, 180, 114; D8/402; 14/69.5,
14/71.5; 280/293, 507; 267/139-140; 410/30,
410/49; 211/20; 188/5, 32, 36, 19; 186/32,
186/52; 248/346, 352, 221.12, 222.41, 222.51;
D34/35; 254/88; 152/213 R, 242

See application file for complete search history.

(56) **References Cited**

U.S. PATENT DOCUMENTS

| | | | |
|----------------|---------|----------------|---------|
| D142,220 S | 8/1945 | Iyons | |
| 2,532,149 A * | 11/1950 | Cone | 254/88 |
| D283,317 S | 4/1986 | Stewart | |
| 4,709,432 A * | 12/1987 | Barrick | 152/242 |
| D316,243 S | 4/1991 | Henry | |
| D326,254 S * | 5/1992 | Ziaylek et al. | D12/217 |
| 5,427,210 A * | 6/1995 | Willaford | 188/32 |
| D381,951 S | 8/1997 | Hatfield | |
| D387,323 S * | 12/1997 | Wilcox | D12/217 |
| D402,616 S * | 12/1998 | Henry | D12/217 |
| D415,463 S * | 10/1999 | Henry | D12/217 |
| D432,976 S | 10/2000 | Chiang | |
| D433,660 S | 11/2000 | Hough | |
| 6,648,103 B2 * | 11/2003 | Scheffer | 188/32 |

| | | | |
|----------------|---------|----------------|-----------|
| D493,408 S * | 7/2004 | Chrisco et al. | D12/217 |
| D500,979 S * | 1/2005 | Chrisco et al. | D12/217 |
| D502,138 S * | 2/2005 | Bateman | D12/217 |
| D503,139 S | 3/2005 | Colak | |
| 6,863,101 B2 * | 3/2005 | Airoldi | 152/213 R |
| D511,734 S | 11/2005 | Moore | |
| D520,438 S | 5/2006 | Colak | |
| 7,070,024 B2 | 7/2006 | Scheffer | |
| D531,106 S | 10/2006 | Davidian | |
| D546,749 S * | 7/2007 | Bateman | D12/217 |
| D577,651 S | 9/2008 | Shaw | |
| D594,398 S | 6/2009 | Tai | |

* cited by examiner

Primary Examiner—Stacia Cadmus

(74) *Attorney, Agent, or Firm*—QuickPatents, Inc.; Kevin Prince

(57) **CLAIM**

I claim the ornamental design for a chain block, as shown and described.

DESCRIPTION

FIG. 1 is a perspective view of a chain block, showing my new design;

FIG. 2 is a front elevational view thereof;

FIG. 3 is a rear elevational view thereof;

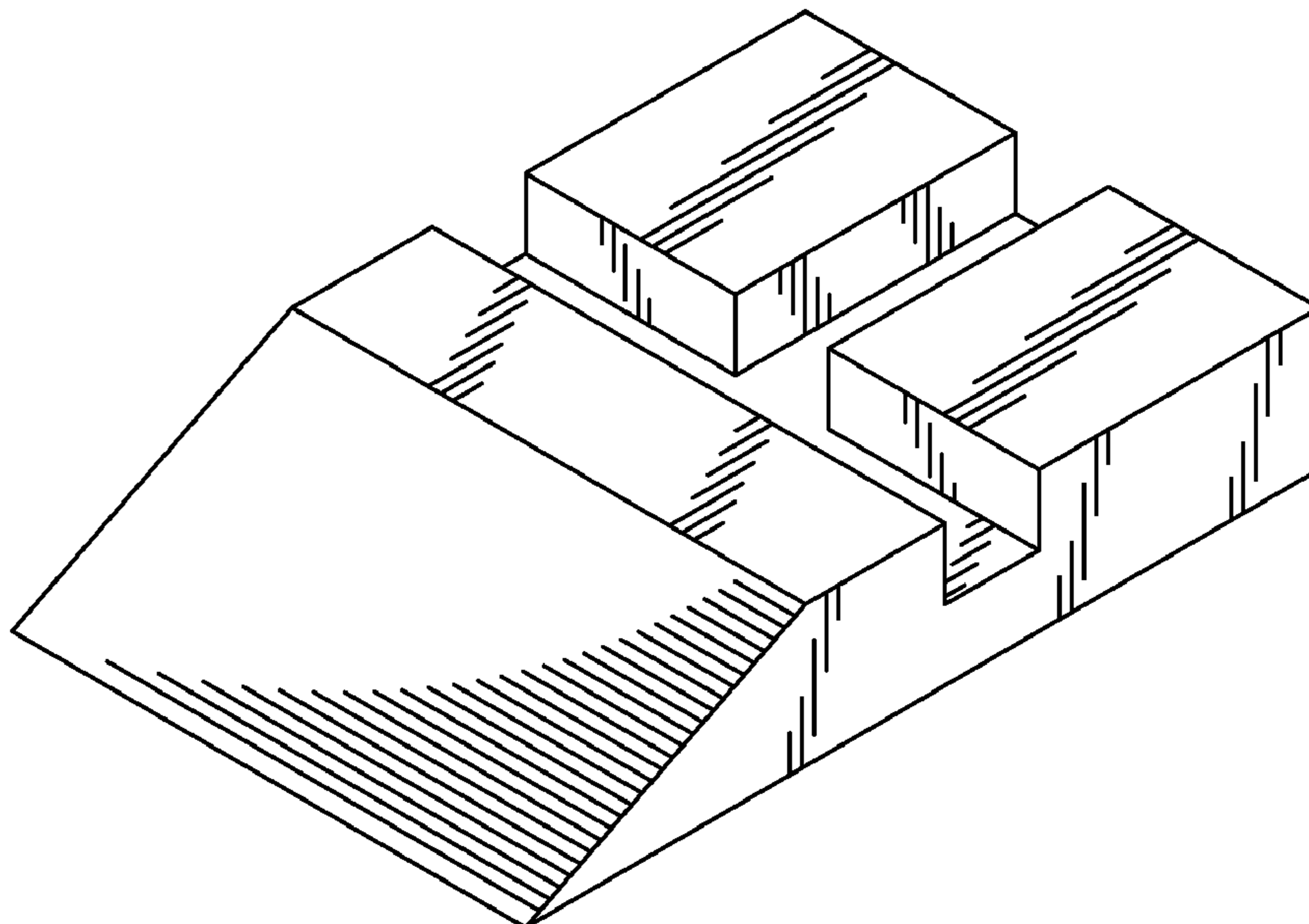
FIG. 4 is a right-side elevational view thereof, the left-side elevational view being a mirror image thereof;

FIG. 5 is a top plan view thereof;

FIG. 6 is a bottom plan view thereof; and,

FIG. 7 is a bottom perspective view thereof.

1 Claim, 3 Drawing Sheets



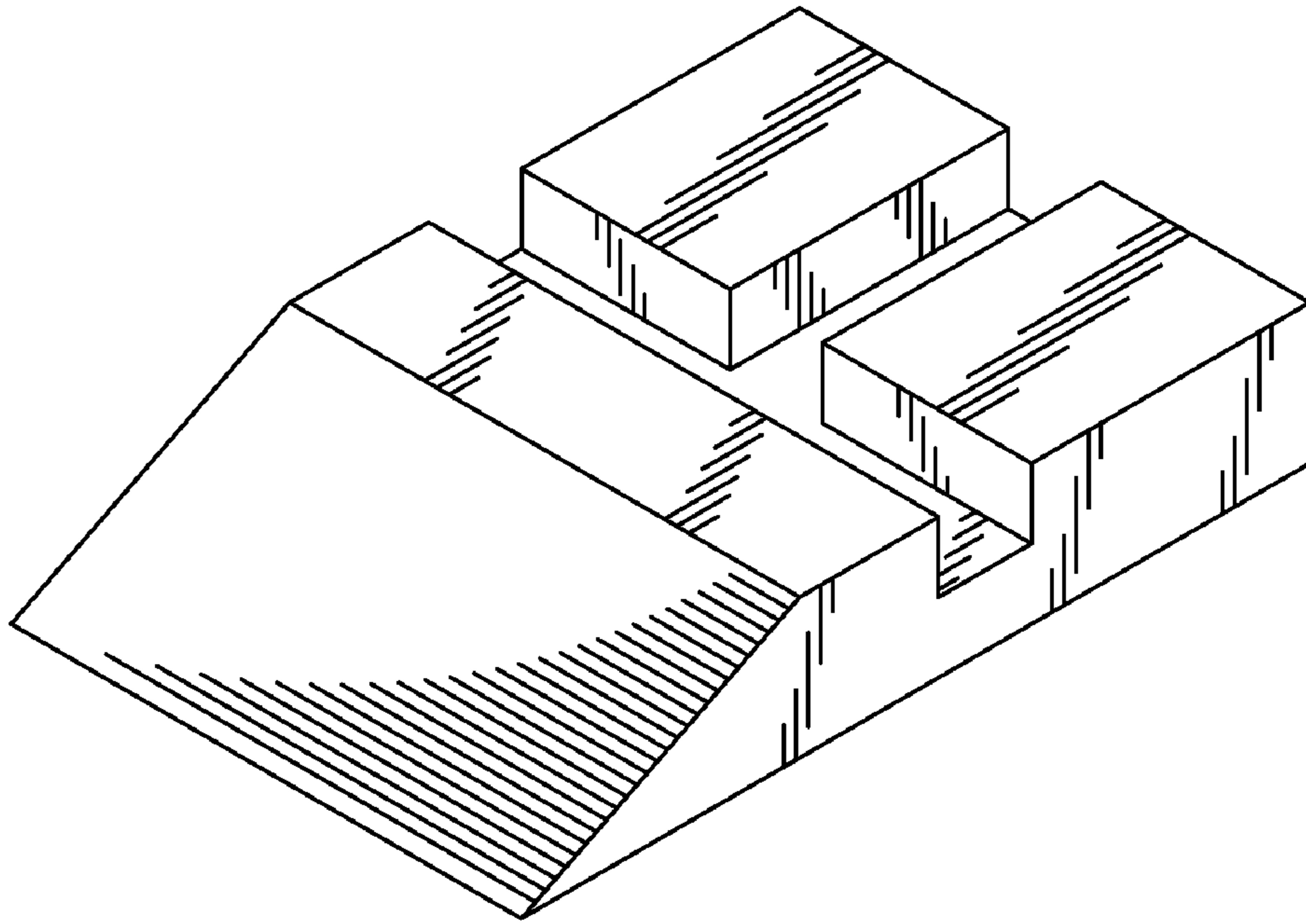


FIG. 1

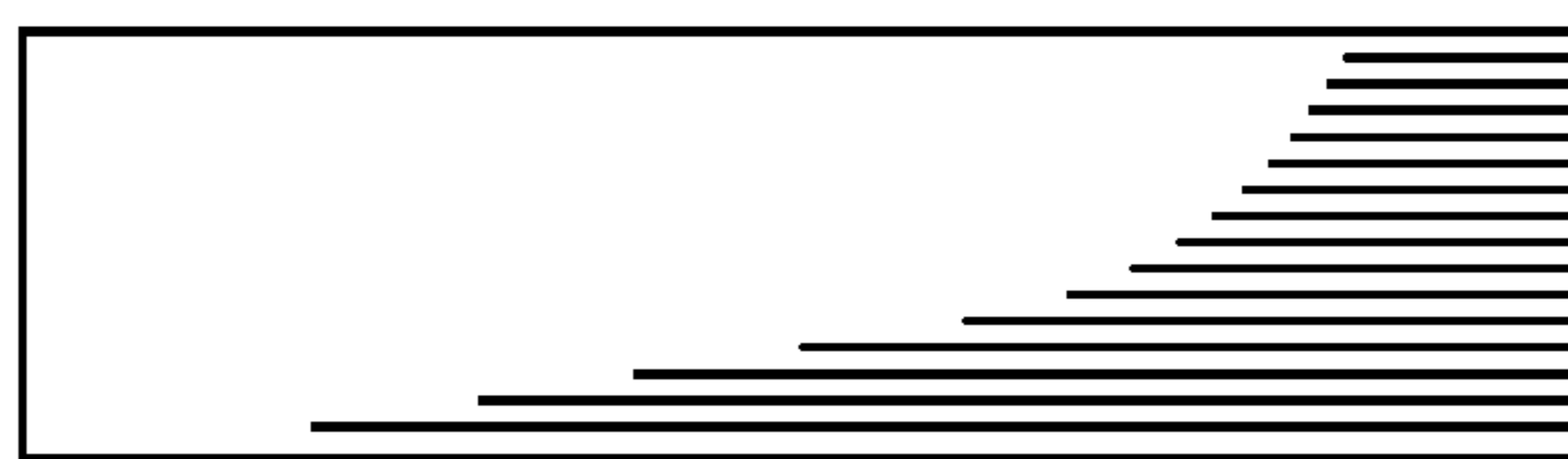


FIG. 2

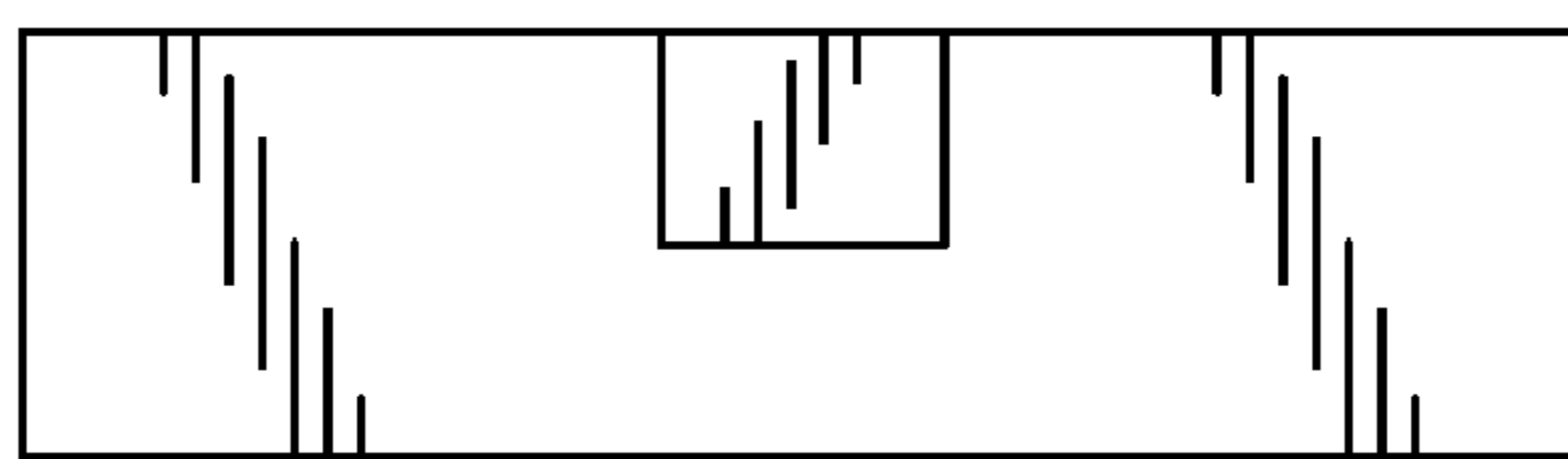


FIG. 3

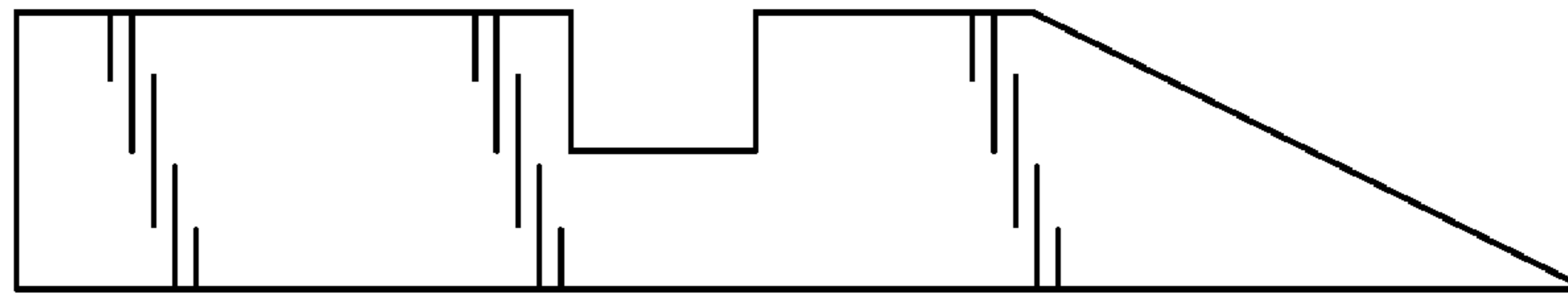


FIG. 4

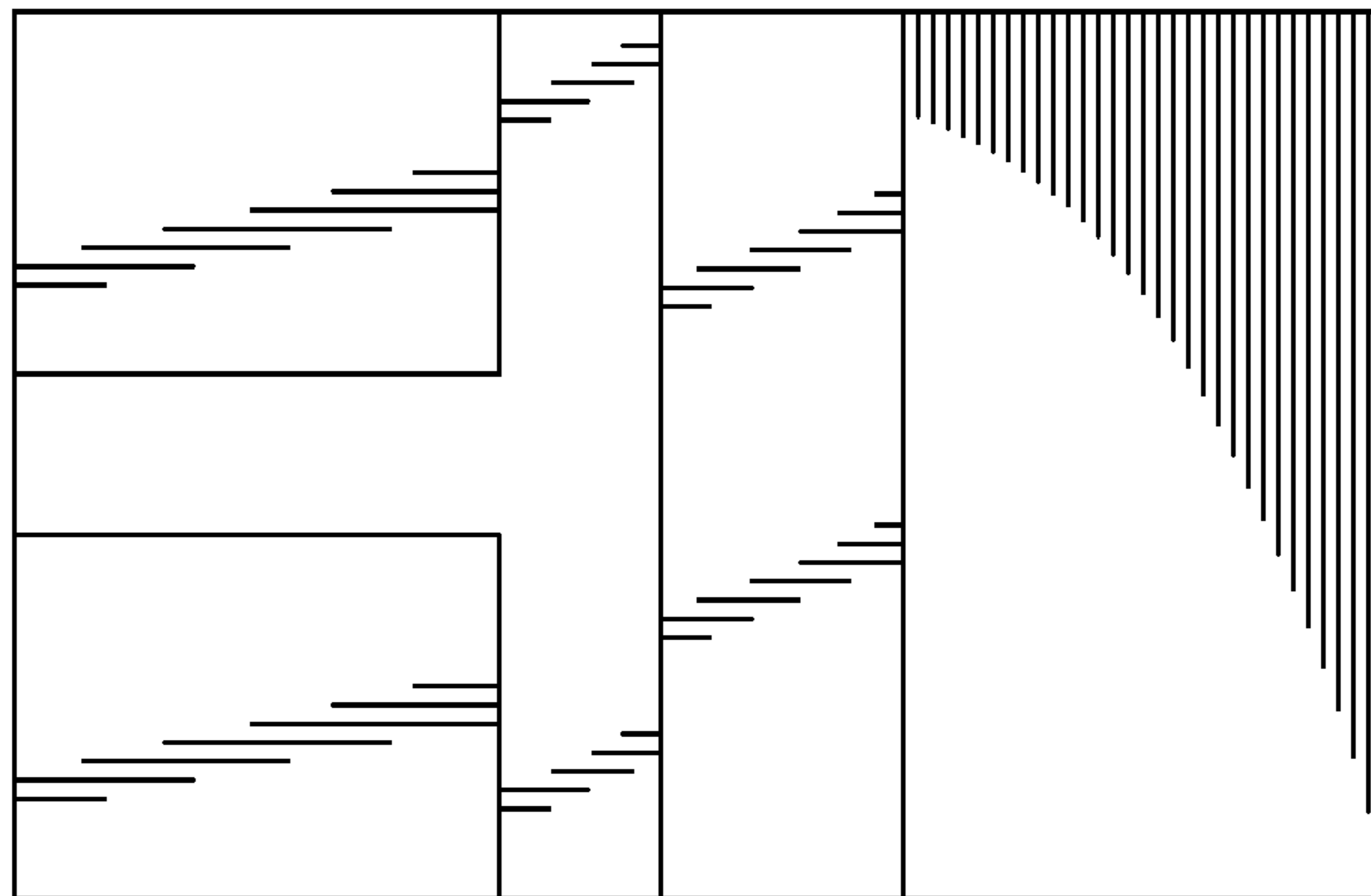


FIG. 5

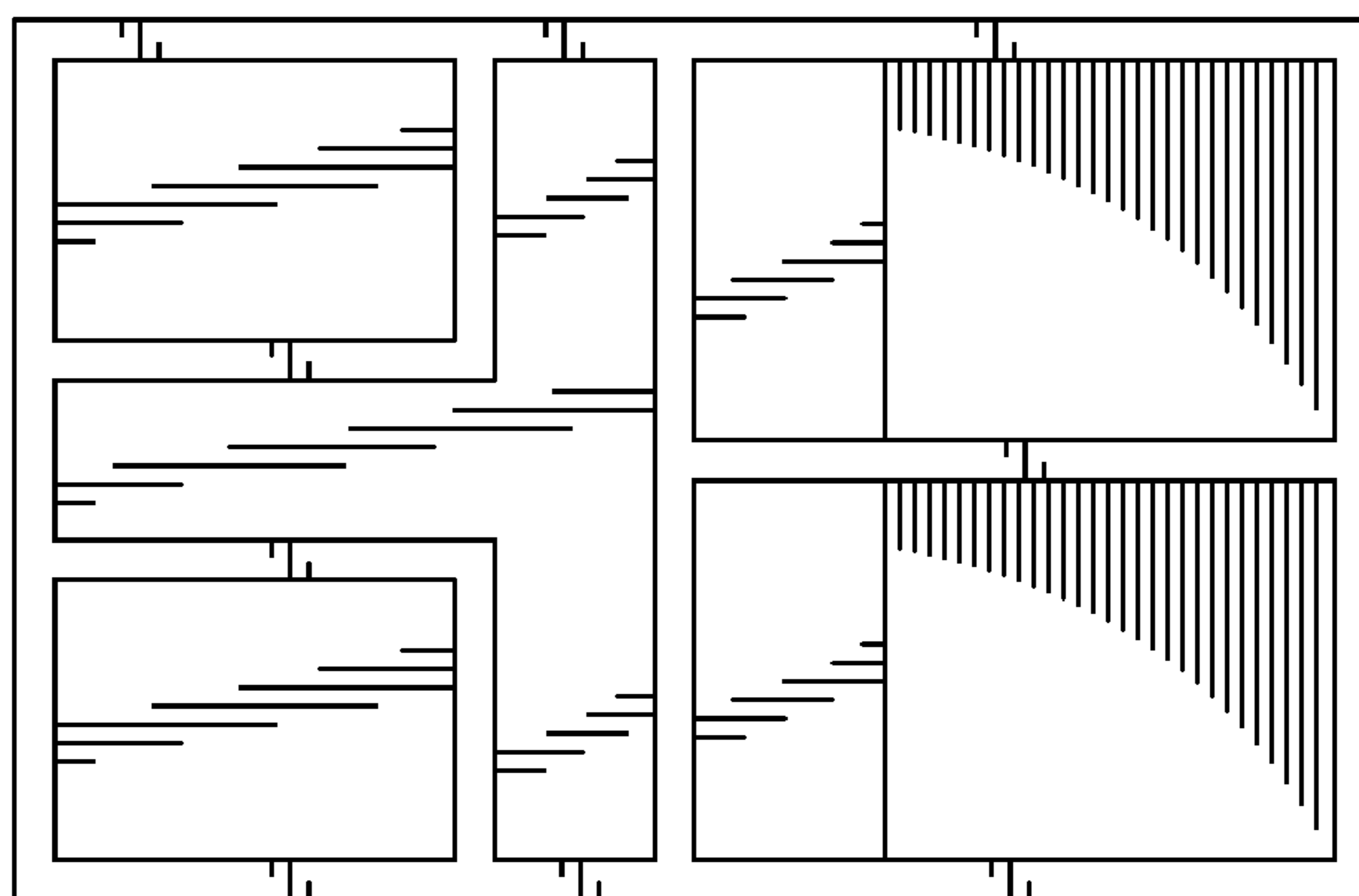


FIG. 6

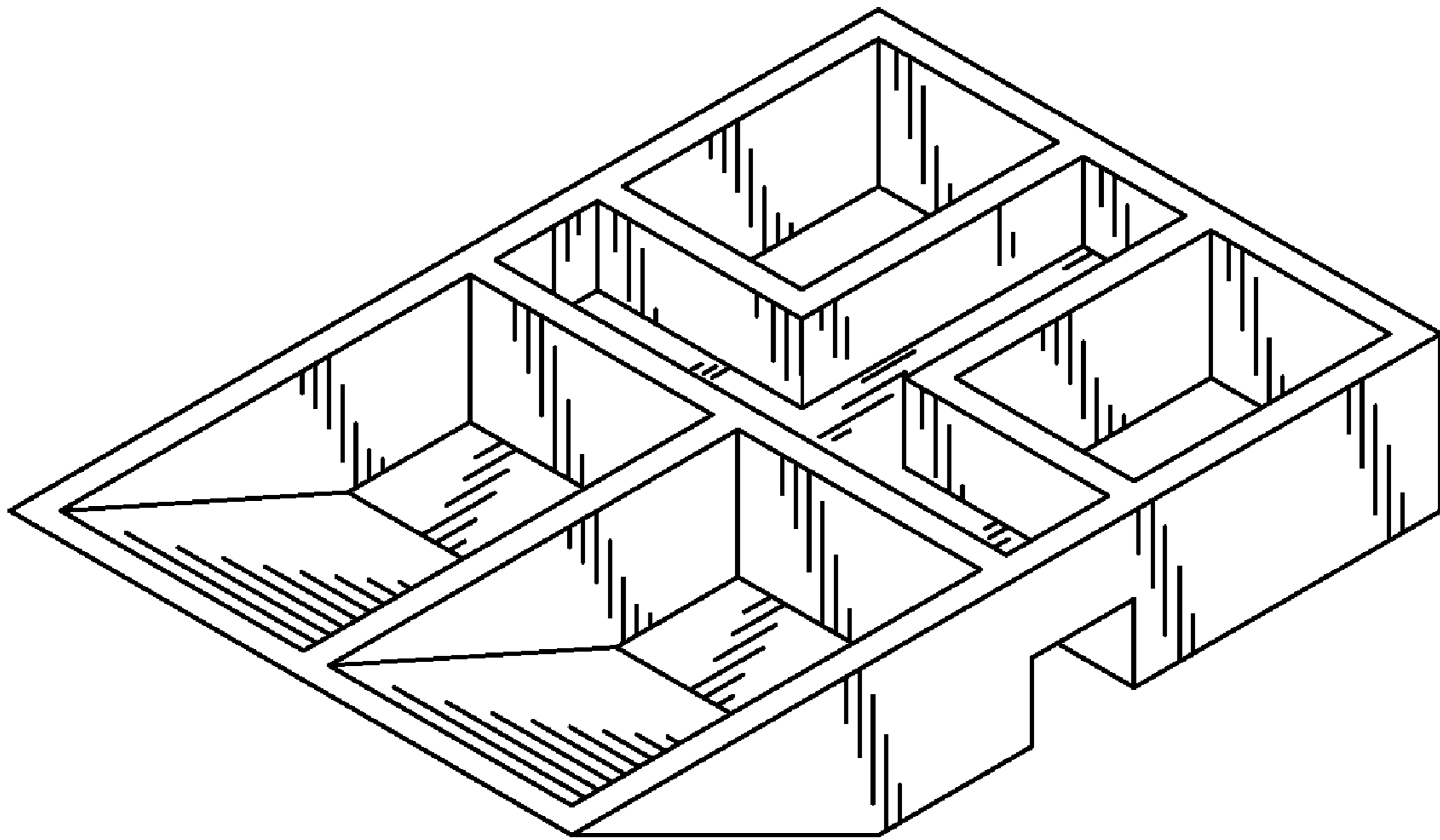


FIG. 7