



US00D618133S

(12) **United States Design Patent**
Michaels

(10) **Patent No.:** **US D618,133 S**
(45) **Date of Patent:** **** Jun. 22, 2010**

(54) **STAR NOVELTY ITEM**

(75) **Inventor:** **Gary Michaels**, P.O. Box 5354,
Bergenfield, NJ (US) 07621

(73) **Assignee:** **Gary Michaels**, Bergenfield, NJ (US)

(**) **Term:** **14 Years**

(21) **Appl. No.:** **29/287,477**

(22) **Filed:** **Aug. 14, 2007**

(51) **LOC (9) Cl.** **11-05**

(52) **U.S. Cl.** **D11/157**

(58) **Field of Classification Search** D11/117-164;
D20/10, 21, 29, 31, 34, 40, 99; 428/15, 16,
428/39, 385, 386, 542.2, 542.4; 446/97-100,
446/268, 321, 385

See application file for complete search history.

(56) **References Cited**

U.S. PATENT DOCUMENTS

- D381,287 S * 7/1997 Fussell D11/121
- D410,410 S * 6/1999 Sterr et al. D11/184
- D416,654 S * 11/1999 Haynes D32/43

- D431,187 S * 9/2000 Davis D9/669
- D449,981 S * 11/2001 Davis D9/669
- D462,898 S * 9/2002 Weinstock D9/669
- D546,026 S * 7/2007 Ellsworth D1/106

* cited by examiner

Primary Examiner—T. Chase Nelson
Assistant Examiner—Michael A Pratt

(57) **CLAIM**

The ornamental design for a star novelty item, as shown and described.

DESCRIPTION

FIG. 1 is a front, top, right side and bottom elevation view of a star novelty item showing my new design;
FIG. 2 is a front elevation view thereof;
FIG. 3 is a rear elevation view thereof;
FIG. 4 is a top plan view thereof;
FIG. 5 is a bottom plan view thereof;
FIG. 6 is a right side elevation view thereof; and,
FIG. 7 is a left side elevation view thereof.

1 Claim, 3 Drawing Sheets





FIG. 1



FIG. 2

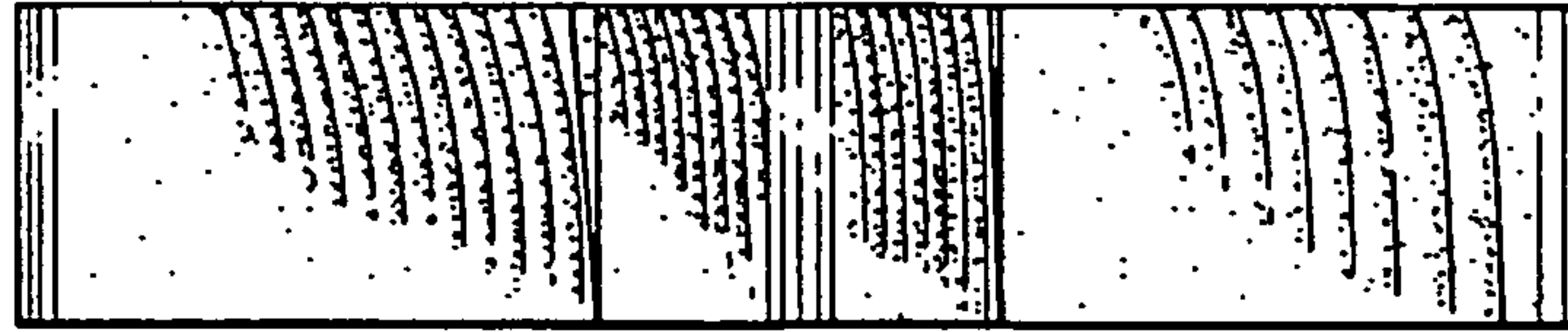


FIG. 4




FIG. 3

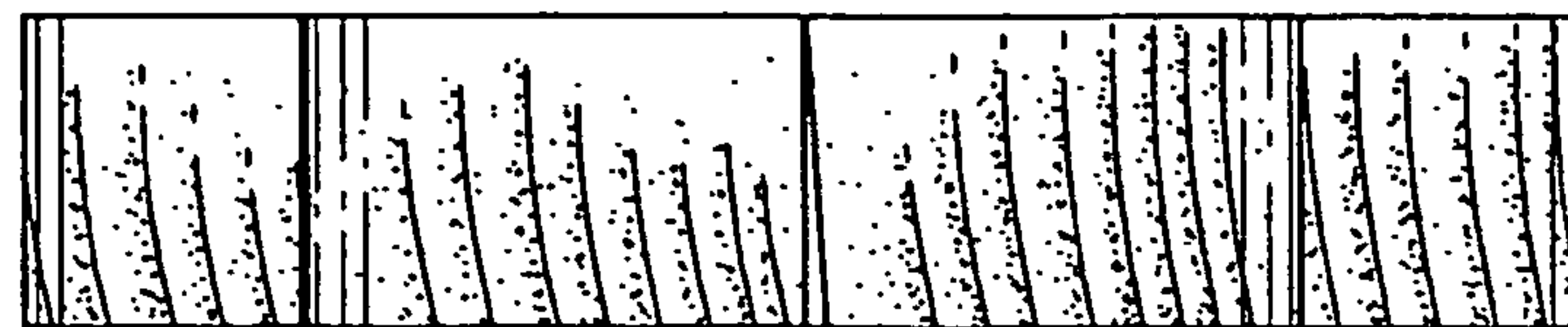


FIG. 5



FIG. 6




FIG. 7