



US00D618128S

(12) **United States Design Patent**  
**Clark et al.**

(10) **Patent No.:** **US D618,128 S**  
(45) **Date of Patent:** **\*\* Jun. 22, 2010**

(54) **DECORATIVE BAND AND CLASP**

(75) Inventors: **M. Paige Clark**, Seattle, WA (US);  
**Nadja Haldimann**, Seattle, WA (US)

(73) Assignee: **Modern Muse, Inc.**, Seattle, WA (US)

(\*\*) Term: **14 Years**

(21) Appl. No.: **29/335,709**

(22) Filed: **Apr. 20, 2009**

(51) **LOC (9) Cl.** ..... **11-01**

(52) **U.S. Cl.** ..... **D11/3**

(58) **Field of Classification Search** ..... D11/1-25,  
D11/26-39, 52, 82, 100; 63/15, 15.1, 15.2,  
63/15.3, 15.4, 15.45, 15.5, 15.6, 15.65, 15.7,  
63/15.8, 26, 27, 28, 3, 3.1, 3.2, 13  
See application file for complete search history.

(56) **References Cited**

**U.S. PATENT DOCUMENTS**

2,752,764	A	7/1956	Lederer	63/29
3,141,216	A	7/1964	Brett	24/201
3,715,781	A	2/1973	Salvatori	24/90 HA
D248,379	S *	7/1978	Durante	D11/3
4,231,137	A	11/1980	Fujimoto	24/201 B
D260,620	S *	9/1981	Blum	D11/3
D293,561	S *	1/1988	Bulgari	D11/3
D359,926	S *	7/1995	Plummer	D11/4
5,432,986	A	7/1995	Sexton	24/303
5,732,451	A	3/1998	Mars	24/303
6,175,963	B1	1/2001	Loeffelholz	2/204.13
6,282,760	B1	9/2001	Mars	24/303
D463,307	S *	9/2002	Charriol	D11/3
D470,429	S *	2/2003	Bonnet	D11/3
6,647,597	B2	11/2003	Reiter	24/303
6,904,710	B2	6/2005	Lawrence et al.	40/665

(Continued)

**FOREIGN PATENT DOCUMENTS**

FR 2 751 517 1/1998

**OTHER PUBLICATIONS**

Photograph of prototype bracelet publicly disclosed at least as early as Apr. 1, 2008.

(Continued)

*Primary Examiner*—Cathron C Brooks

*Assistant Examiner*—Melanie Levy

(74) *Attorney, Agent, or Firm*—Seed Intellectual Property Law Group PLLC

(57) **CLAIM**

The ornamental design for a decorative band and clasp, as shown and described.

**DESCRIPTION**

FIG. 1 is an isometric view of the decorative band and clasp in a partially closed position.

FIG. 2 is a top plan view of the decorative band and clasp in an open position.

FIG. 3 is a bottom plan view thereof.

FIG. 4 is a side elevational view thereof, the opposite side elevational view being identical.

FIG. 5 is a front elevational view thereof.

FIG. 6 is a rear elevational view thereof.

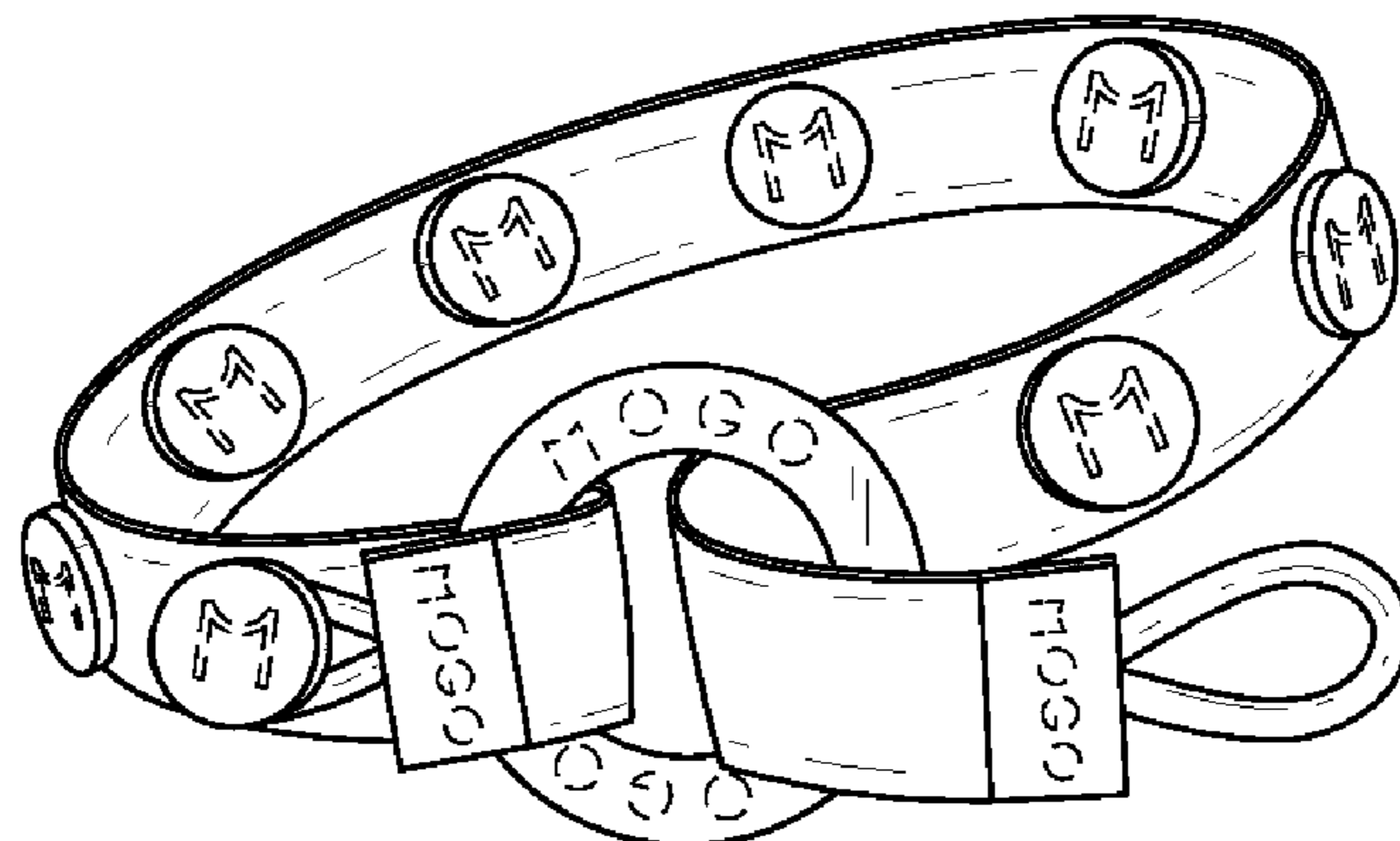
FIG. 7 is a top plan view of the decorative band, shown separated from the clasp, the bottom plan view being identical.

FIG. 8 is a side elevational view thereof, the opposite side elevational view being identical; and,

FIG. 9 is a front elevational view of the decorative band, the rear elevational view being identical.

The broken lines in the figures are for illustrative purposes only and form no part of the claimed design.

**1 Claim, 3 Drawing Sheets**



# US D618,128 S

Page 2

---

## U.S. PATENT DOCUMENTS

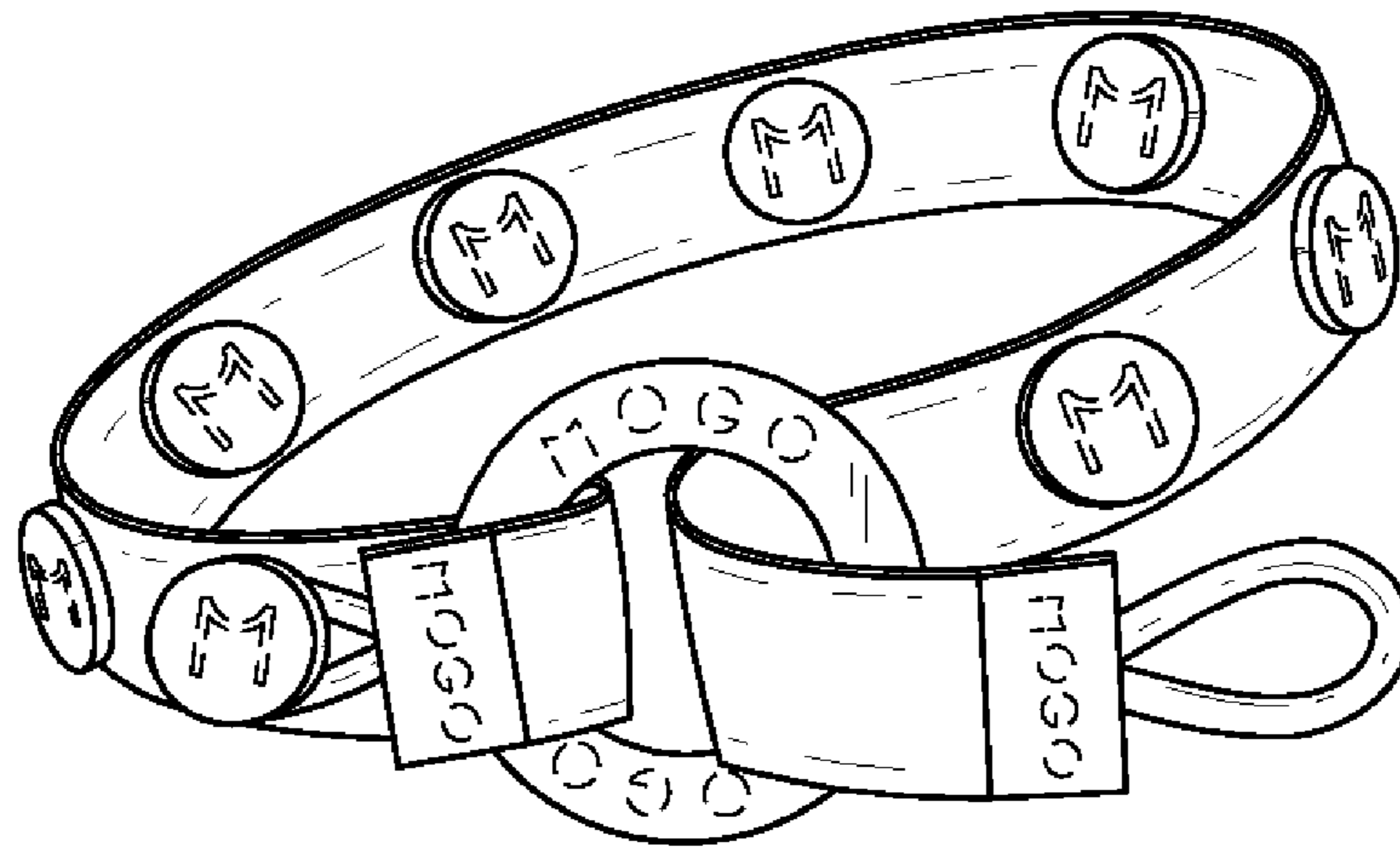
7,065,841 B2 6/2006 Sjoquist ..... 24/303  
7,120,972 B2 10/2006 O'Banion ..... 24/303  
7,178,207 B2 2/2007 Wong et al. .... 24/303  
D543,127 S \* 5/2007 Daas ..... D11/16  
7,210,313 B1 \* 5/2007 Kay ..... 63/3.1  
2001/0052245 A1 12/2001 Lovegrove ..... 63/15

2004/0117894 A1 6/2004 Kuo ..... 2/209.13  
2004/0154143 A1 8/2004 Harrell ..... 24/303

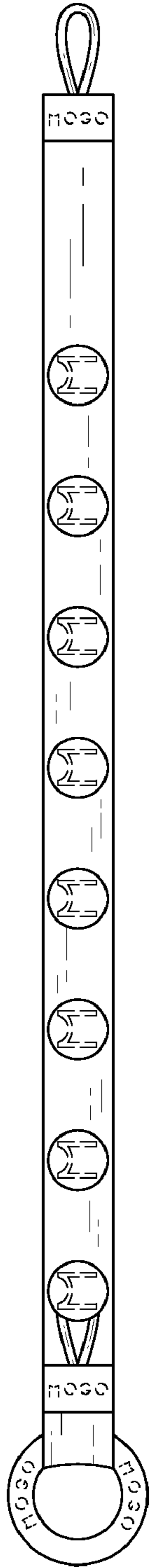
## OTHER PUBLICATIONS

"Mogo Now You Know Me" booklet, publicly disclosed at least as early as Apr. 1, 2008 (14 pages).

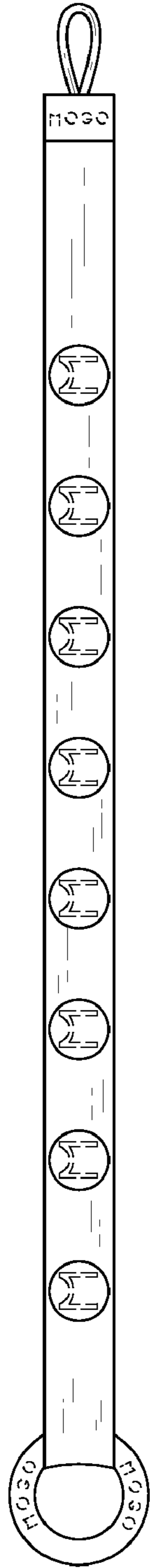
\* cited by examiner



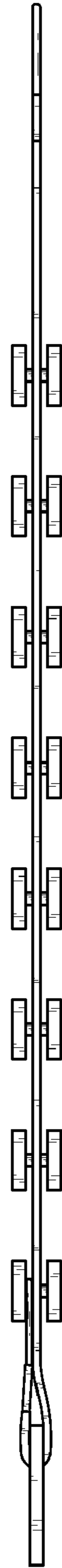
*FIG. 1*



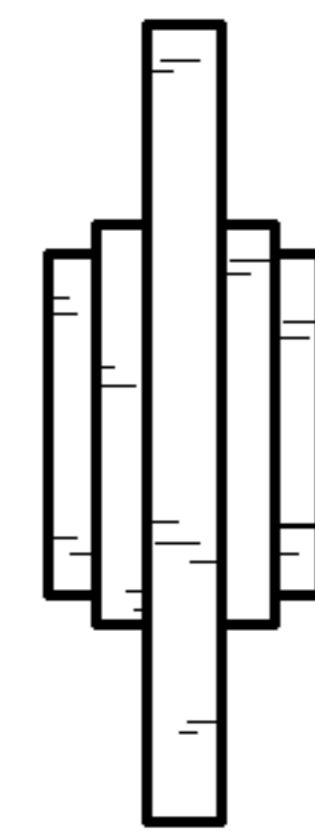
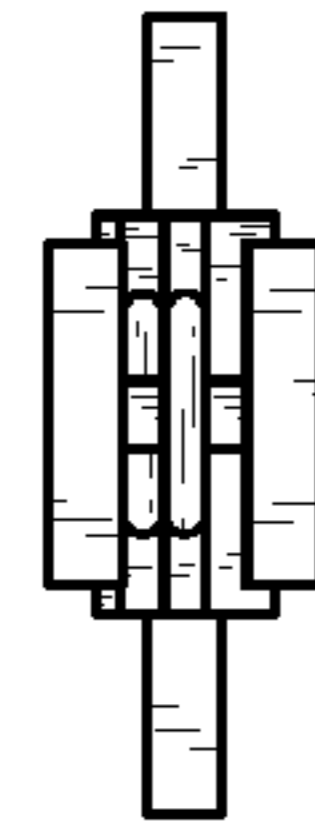
*FIG. 2*



*FIG. 3*



*FIG. 4*



*FIG. 5*

*FIG. 6*

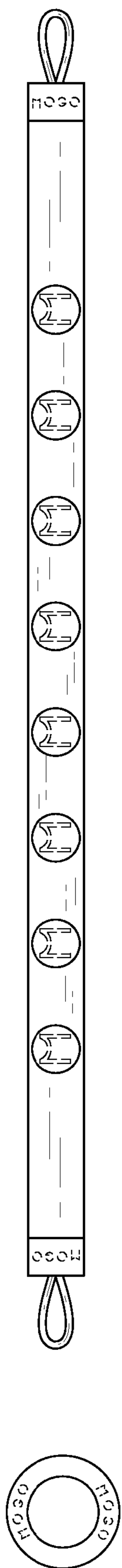


FIG. 7

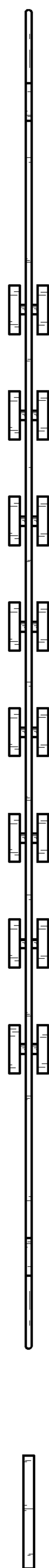


FIG. 8

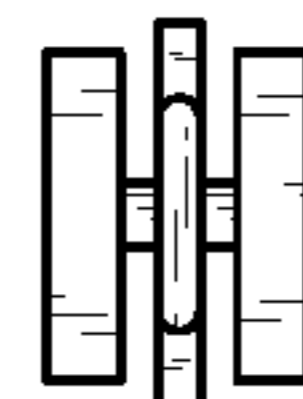


FIG. 9