



US00D618090S

(12) **United States Design Patent**
Tearle

(10) **Patent No.:** **US D618,090 S**
(45) **Date of Patent:** **** Jun. 22, 2010**

(54) **SIDE-OPENING SPRINGBOX PACK**

(75) Inventor: **Alan Tearle**, London (GB)

(73) Assignee: **British American Tobacco (Investments) Limited**, London (GB)

(**) Term: **14 Years**

(21) Appl. No.: **29/350,976**

(22) Filed: **Nov. 25, 2009**

Related U.S. Application Data

(62) Division of application No. 29/331,277, filed on Jan. 22, 2009, now Pat. No. Des. 607,320.

Foreign Application Priority Data

Jul. 28, 2008 (WO) DM/070 663

(51) **LOC (9) Cl.** **09-03**

(52) **U.S. Cl.** **D9/423**

(58) **Field of Classification Search** D9/420,
D9/421, 423, 426, 430, 432; 206/236–241,
206/249–251, 254–259, 261–275; 229/160;
D27/185–192

See application file for complete search history.

(56) **References Cited**

U.S. PATENT DOCUMENTS

3,583,625 A	6/1971	Gero
3,749,234 A	7/1973	Gero
3,823,865 A	7/1974	Mechnick
5,957,280 A	9/1999	Focke et al.
D462,806 S	9/2002	Draghetti
D530,447 S	10/2006	Velloni et al.

D581,267 S	11/2008	Tearle	
D596,787 S	7/2009	Hearn	
D607,320 S *	1/2010	Tearle D9/423
2006/0011498 A1	1/2006	Giannini et al.	
2008/0087562 A1	4/2008	Berger et al.	
2008/0289977 A1	11/2008	Ghini et al.	

OTHER PUBLICATIONS

European Community Design DM/065460 registered on Jul. 16, 2003.

* cited by examiner

Primary Examiner—Daniel D Bui

Assistant Examiner—Thomas J Johannes

(74) *Attorney, Agent, or Firm*—Chadbourne & Parke LLP; Walter G. Hanchuk

(57) **CLAIM**

The ornamental design for a side-opening springbox pack, as shown and described.

DESCRIPTION

FIG. 1 provides an above front right perspective view showing the new side-opening springbox pack design, in an open position;


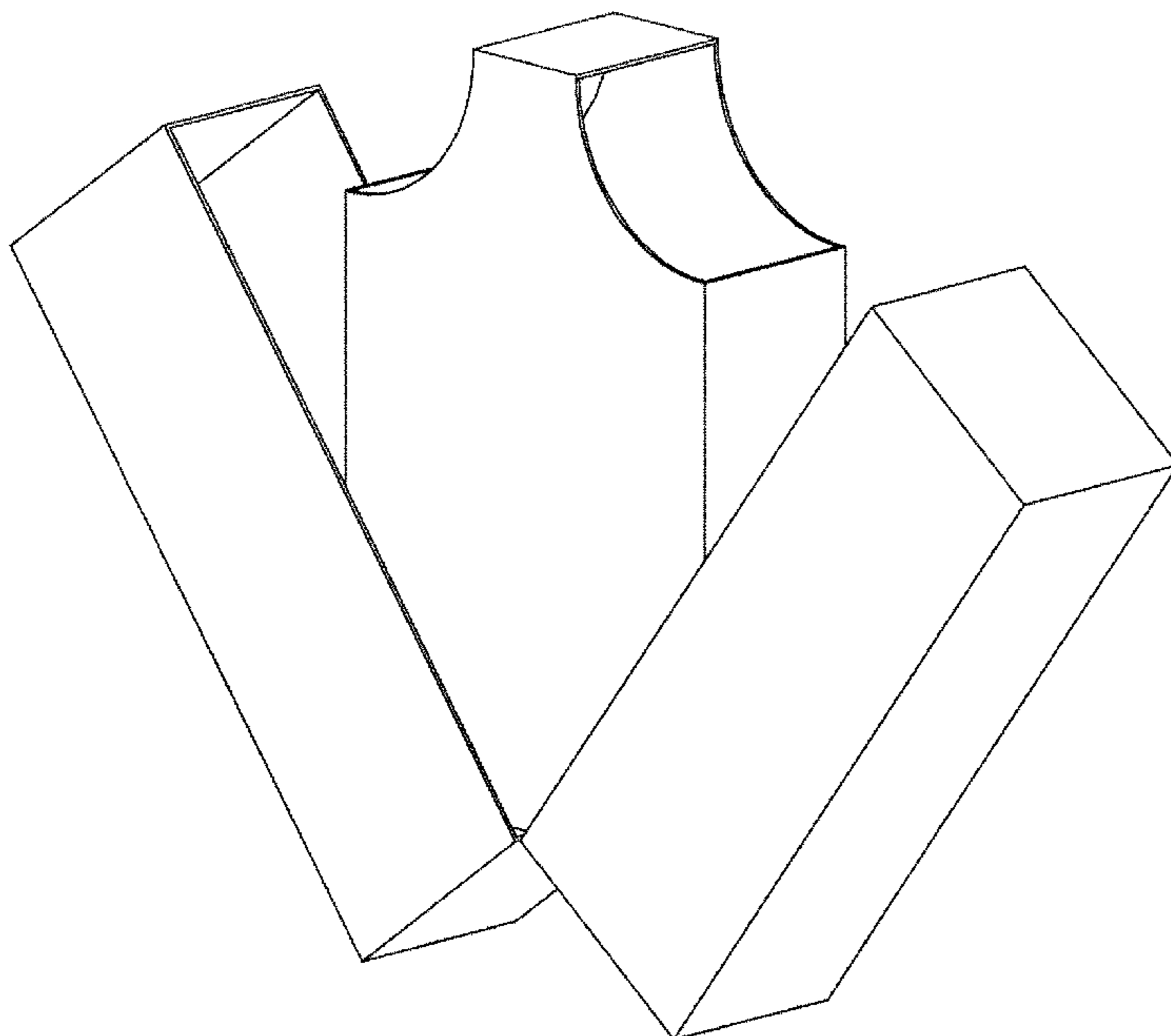
FIG. 2 provides an above front right perspective view thereof, in a closed position;

FIG. 3 provides an above view thereof, with the bottom view being a mirror image thereof;

FIG. 4 provides a right-side view thereof, with the left-side view being a mirror image thereof; and,

FIG. 5 provides a front view thereof, with the rear view being a mirror image thereof.

1 Claim, 3 Drawing Sheets



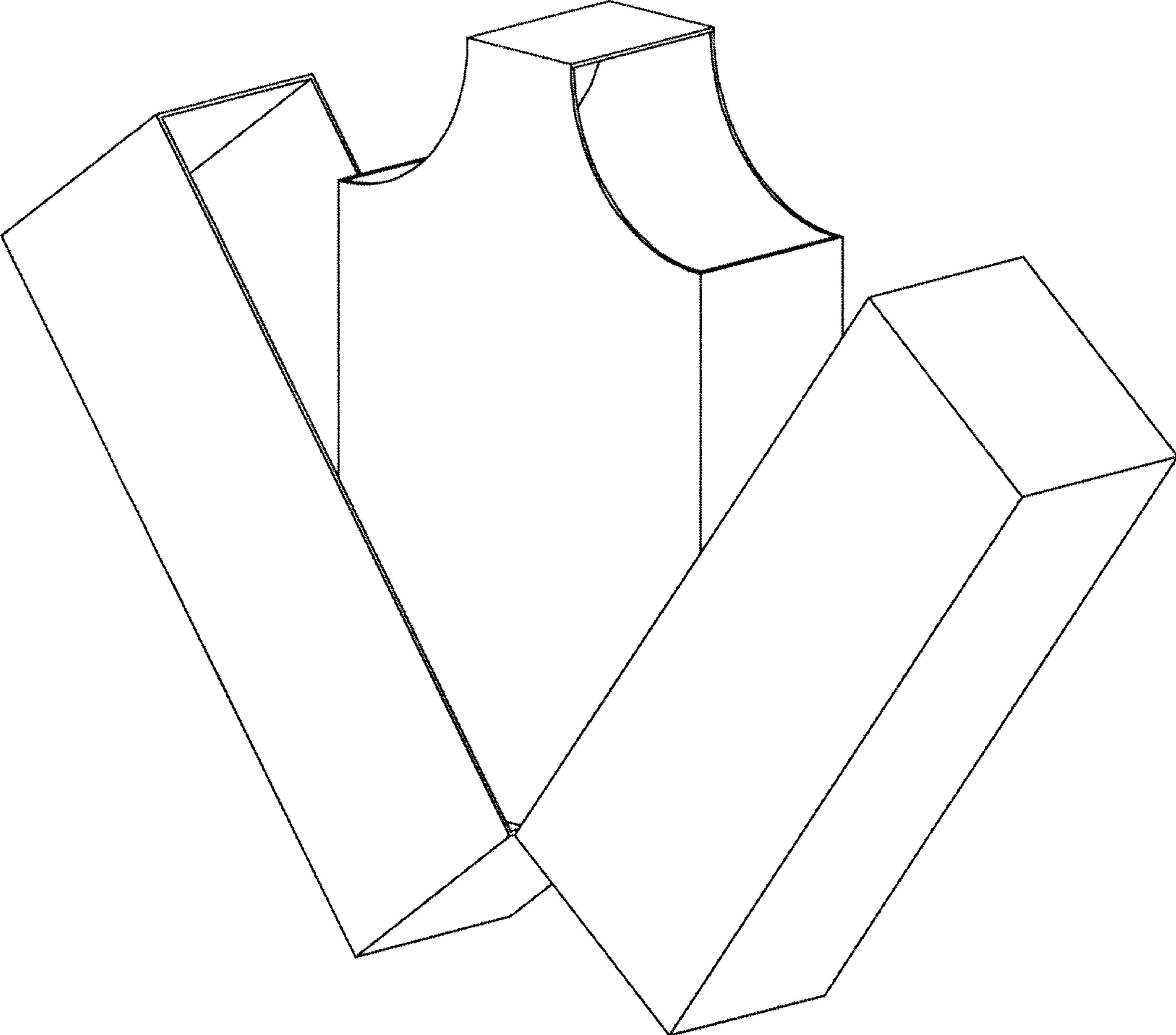


Fig. 1




Fig. 2

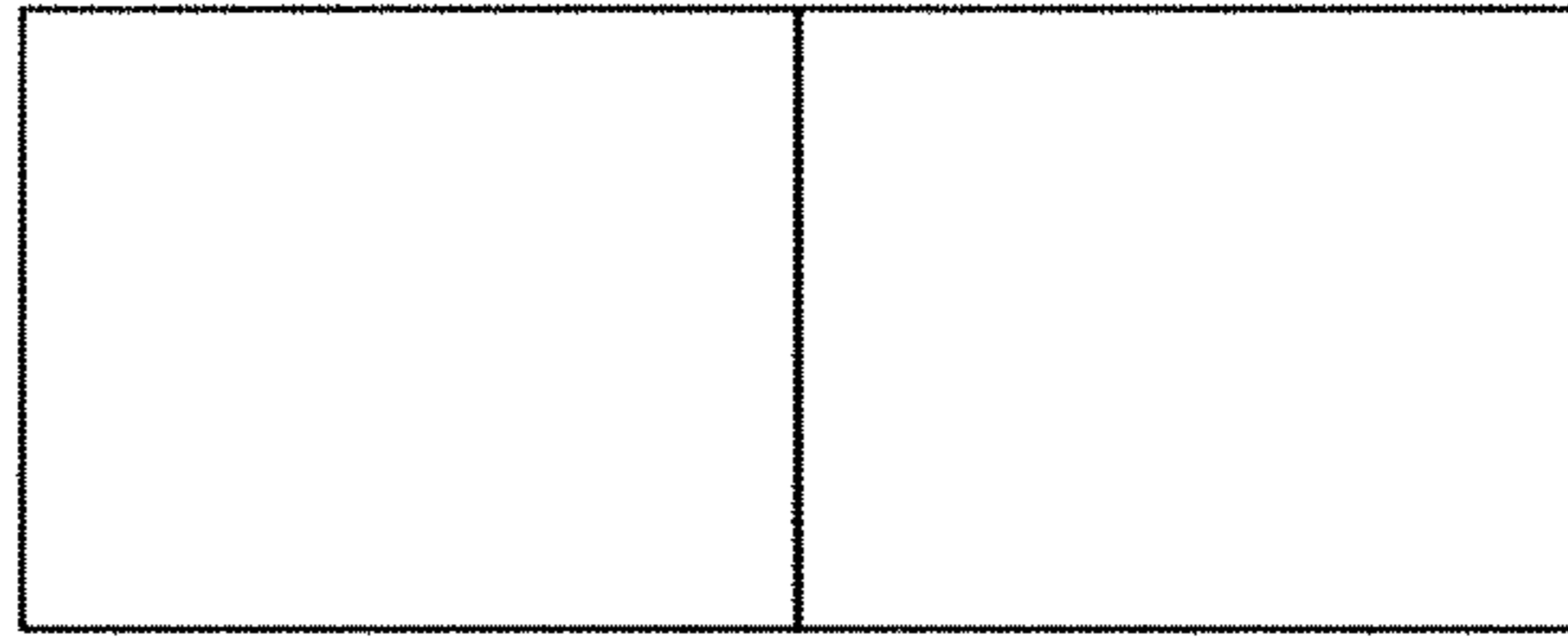


Fig. 3




Fig. 4




Fig. 5