



US00D618085S

(12) **United States Design Patent**
Lin et al.

(10) **Patent No.:** **US D618,085 S**
(45) **Date of Patent:** **** *Jun. 22, 2010**

(54) **TWISTED STUD TO PLATE TIE**

FOREIGN PATENT DOCUMENTS

(76) Inventors: **Jin-Jie Lin**, 5956 W. Las Positas Blvd., Pleasanton, CA (US) 94588; **Prentiss Porter Douglass**, 5956 W. Las Positas Blvd., Pleasanton, CA (US) 94588; **Bryan Morgan Ables**, 5956 W. Las Positas Blvd., Pleasanton, TX (US) 94588; **Sam Thomas Hensen**, 5956 W. Las Positas Blvd., Pleasanton, CA (US) 94588

GB 2026124 1/1980

OTHER PUBLICATIONS

Hughes Manufacturing Inc., "1997/1998 Product Catalog," Hughes Manufacturing, Inc., Largo, Florida, title page and p. 23 (1997).

(Continued)

(*) Notice: This patent is subject to a terminal disclaimer.

Primary Examiner—Holly H Baynham
Assistant Examiner—Cynthia M Chin
(74) *Attorney, Agent, or Firm*—James R. Cypher; Charles R. Cypher

(**) Term: **14 Years**

(21) Appl. No.: **29/296,983**

(57) **CLAIM**

(22) Filed: **Oct. 31, 2007**

The ornamental design for a twisted stud to plate tie, as shown and described.

(51) **LOC (9) Cl.** **08-05**

(52) **U.S. Cl.** **D8/354**

(58) **Field of Classification Search** D8/349,
D8/354, 363, 373, 380, 381, 382; 52/231,
52/264, 633, 702, 712-714; 403/11, 170,
403/219, 231, 403, 382

DESCRIPTION

See application file for complete search history.

FIG. 1 is a perspective view of the twisted stud to plate tie showing our design.

(56) **References Cited**

U.S. PATENT DOCUMENTS

651,139 A	6/1900	Hays
1,486,509 A	3/1924	Wittaker
2,413,362 A	12/1946	Maxwell et al.
2,666,238 A	1/1954	Hagedorn
2,704,868 A	3/1955	Danielson
2,911,690 A	11/1959	Arthur
3,036,347 A	5/1963	Ronald
4,196,556 A	4/1980	Russo
4,230,416 A	10/1980	Glib
4,423,977 A	1/1984	Glib

FIG. 2 is a top plan view of the twisted stud to plate tie showing our design.

FIG. 3 is a bottom plan view of the twisted stud to plate tie showing our design.

FIG. 4 is a left side elevation view of the twisted stud plate to tie showing our design.

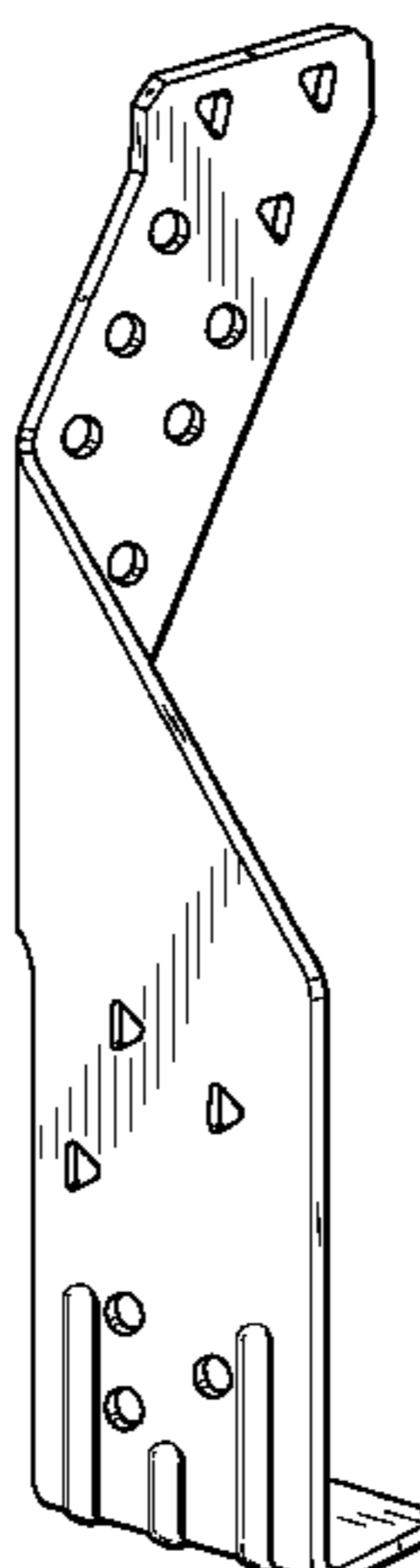
FIG. 5 is a right side elevation view of the twisted stud plate to tie showing our design.

FIG. 6 is a front elevation view of the twisted stud plate to tie showing our design; and,

FIG. 7 is a back elevation view of the twisted stud plate to tie showing our design.

(Continued)

1 Claim, 4 Drawing Sheets



U.S. PATENT DOCUMENTS

4,480,941 A 11/1984 Glib et al.
 4,530,194 A 7/1985 Linton et al.
 4,570,407 A 2/1986 Palacio et al.
 4,594,017 A 6/1986 Hills
 D288,288 S 2/1987 Hentzschel et al.
 D291,315 S 8/1987 Belford et al.
 4,713,923 A 12/1987 Sielaff et al.
 4,714,372 A 12/1987 Commins
 4,730,971 A 3/1988 Lin
 4,896,985 A * 1/1990 Commins 403/11
 4,928,867 A 5/1990 Jensen
 D325,695 S 4/1992 Mort
 5,109,646 A 5/1992 Colonias et al.
 D327,214 S 6/1992 Stuart
 5,150,982 A 9/1992 Glib
 5,259,685 A 11/1993 Glib
 5,335,469 A 8/1994 Stuart
 5,380,115 A * 1/1995 Colonias 403/170
 5,380,116 A 1/1995 Colonias
 5,403,110 A 4/1995 Sammann
 D358,755 S * 5/1995 Davis D8/354
 5,410,854 A 5/1995 Kimmell et al.
 5,488,810 A 2/1996 Horton
 5,555,694 A 9/1996 Commins
 D374,605 S 10/1996 Chase
 5,595,031 A 1/1997 Commins
 D381,572 S 7/1997 Allen
 5,697,725 A 12/1997 Ballash et al.
 D422,483 S 4/2000 Shea
 D422,894 S 4/2000 Kubica
 6,094,880 A 8/2000 Thompson
 6,131,361 A 10/2000 Murphy
 6,230,466 B1 5/2001 Pryor
 6,230,467 B1 5/2001 Leek
 6,295,781 B1 10/2001 Thompson
 D463,251 S * 9/2002 Shea D8/354
 6,446,409 B1 9/2002 Emerson
 6,510,666 B1 * 1/2003 Thompson 52/712
 D476,217 S * 6/2003 Shea D8/354
 7,065,932 B2 * 6/2006 Roesset et al. 52/712
 D550,541 S 9/2007 Blanchard
 7,356,973 B2 * 4/2008 Roesset et al. 52/712

D574,221 S * 8/2008 Allen D8/349
 D574,222 S * 8/2008 Golias et al. D8/349
 D576,472 S * 9/2008 Gaiardo D8/354
 2005/0072099 A1 * 4/2005 Roesset et al. 52/633
 2006/0196143 A1 * 9/2006 Roesset et al. 52/712
 2006/1019614 9/2006 Roessel et al.

OTHER PUBLICATIONS

Simpson Strong-Tie Company, Inc., "AC/LPC Post Caps, BC Post Caps/Bases, APS Aluminum Post Standoff," Catalog C-96, Simpson Strong-Tie Company, Inc. USA; p. 29 (1995).
 Simpson Strong-Tie Company, Inc., "Connectors for Wood Construction Product & Instruction Manual," Catalog C-95H-1, Simpson Strong-Tie Company, Inc., USA, title page and p. 55 (1994).
 Simpson Strong-Tie Company, Inc., "Simpson Strong-Tie Connectors," RSP Stud Plate Ties, Simpson Strong Tie Company, Inc. USA, 1 pp. (1995).
 Simpson Strong-Tie Company, Inc., "Wood Construction Connectors," A angles/Z clips, SP/RSP, Catalog C-96, Simpson Strong-Tie Company, Inc., USA, title pages and p. 59 (1995).
 Simpson Strong-Tie Company, Inc., "Wood Construction Connectors," The Well-Connected Structure, Catalog C-98, Simpson Strong-Tie Company, Inc., USA, title page, pp. 38-39, 51 and 61 (1997).
 Simpson Strong-Tie Company, Inc., "Wood Construction Connectors," Catalog C-2003, Simpson Strong-Tie Company, Inc., USA, title page, back page, pp. 4 and 13 (2002).
 Simpson Strong-Tie Company, Inc., "Wood Construction Connectors," Simpson Strong-Tie Company, Inc., USA, front page, back page, pp. 105 and 114 (2003).
 Simpson Strong-Tie Company, Inc., "Wood Construction Connectors," Simpson Strong-Tie Company, Inc., USA, front page, back page, pp. 68, 97, 109, 117, 119, 122-125, 131 and 135-140 (2002).
 United Steel Products Company, "Angles and Straps," United Steel Products Company, USA, 1 pp. (1998).
 United Steel Products Company, "USP Kant-Sag Silver Lumber Connector," RSPT4 Reversible Stud Plate Tie, United States Steel Products Company (Minnesota & California), 1 pp. at least as early as Mar. 26 (1998).
 United Steel Products Company, "USP Lumber Connectors;" Strap Ties — KHST, KRPS & PS Series, United Steel Products Company, USA, front, back and p. 84 (2000).

* cited by examiner

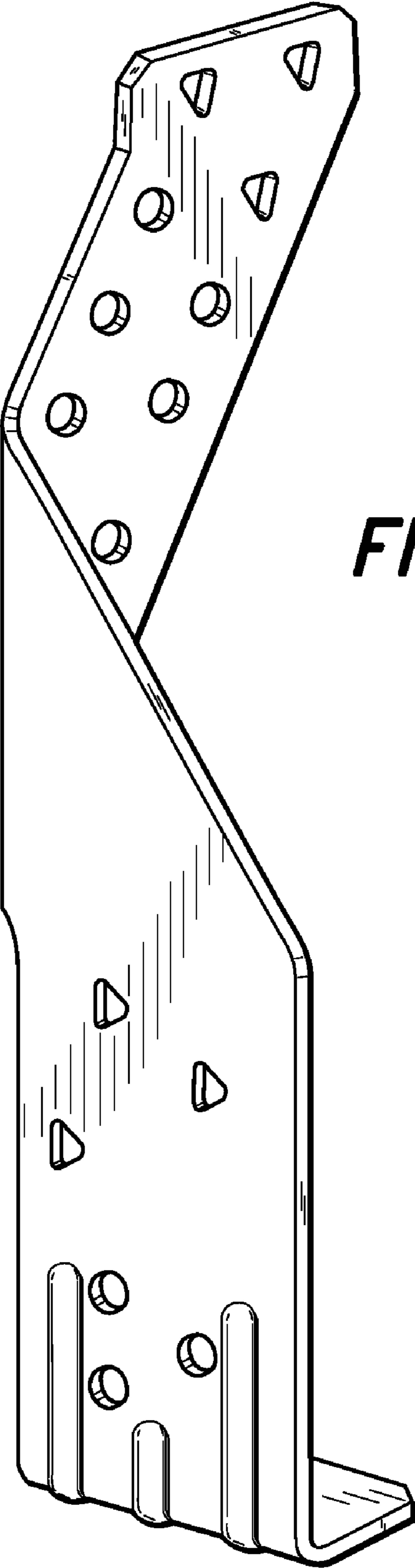


FIG. 1

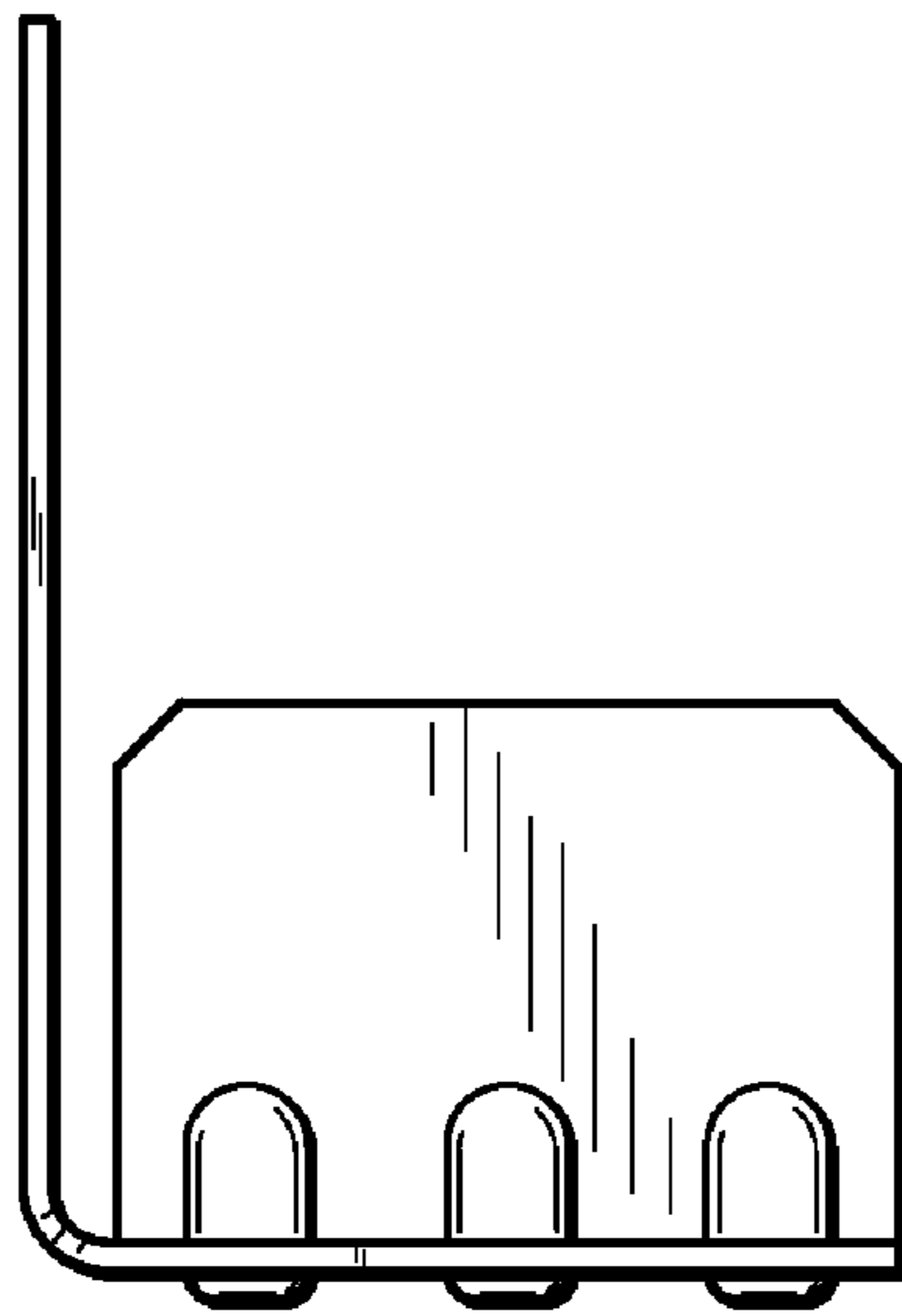


FIG. 2




FIG. 4

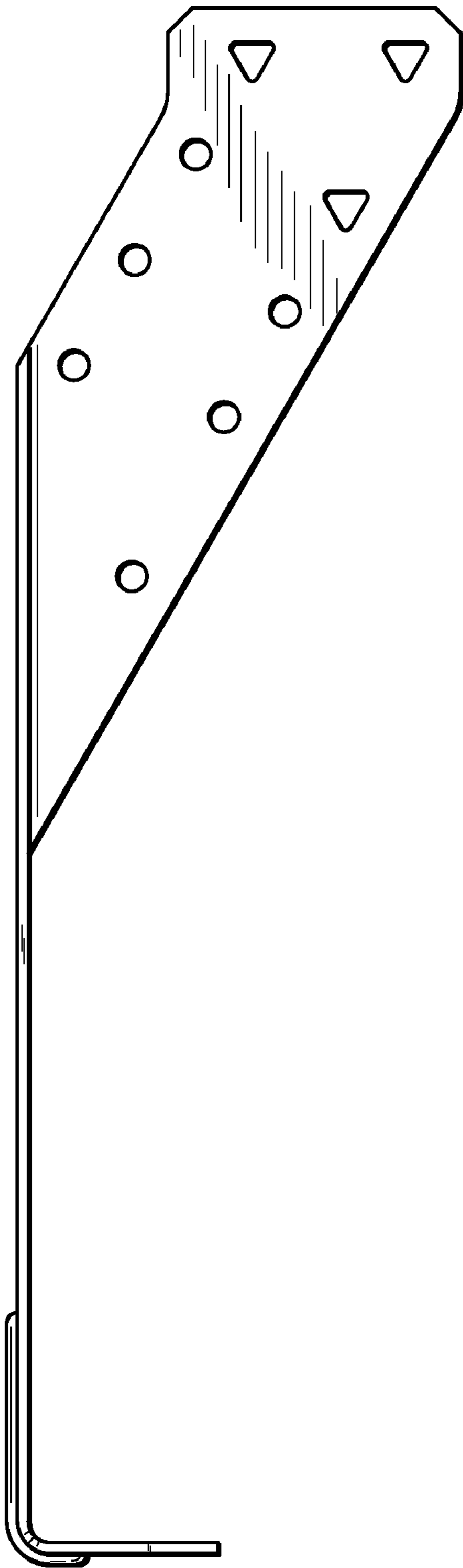


FIG. 3

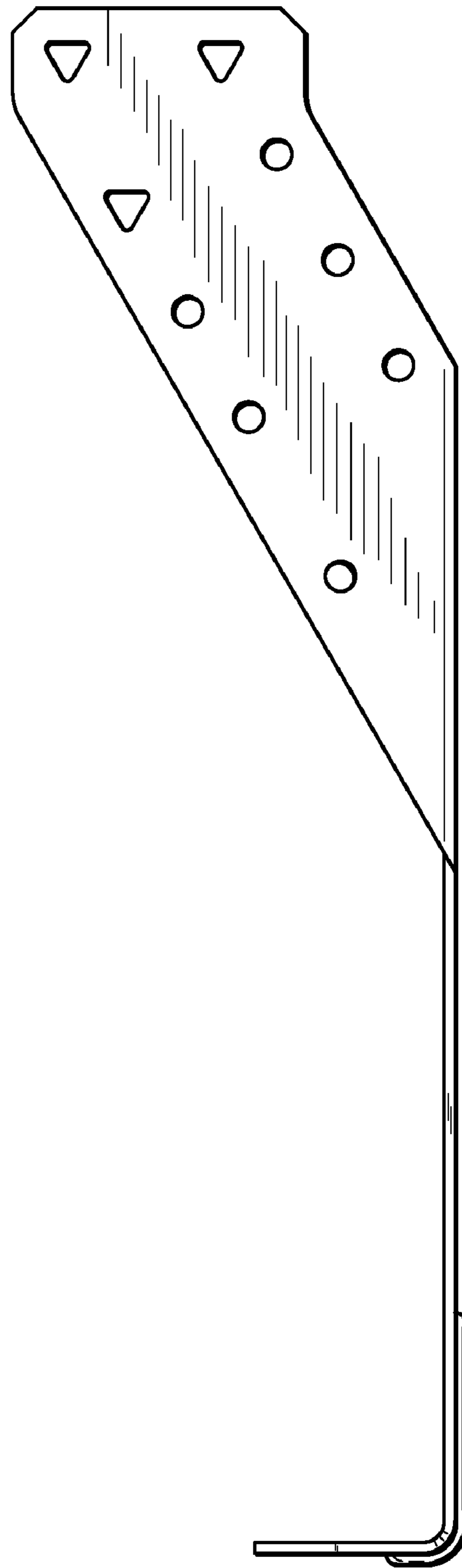


FIG. 5

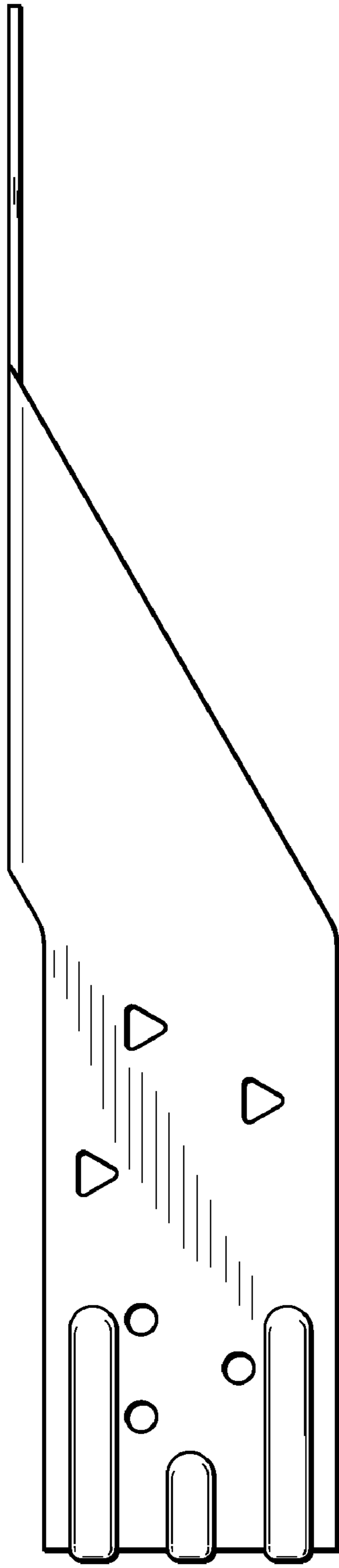


FIG._6

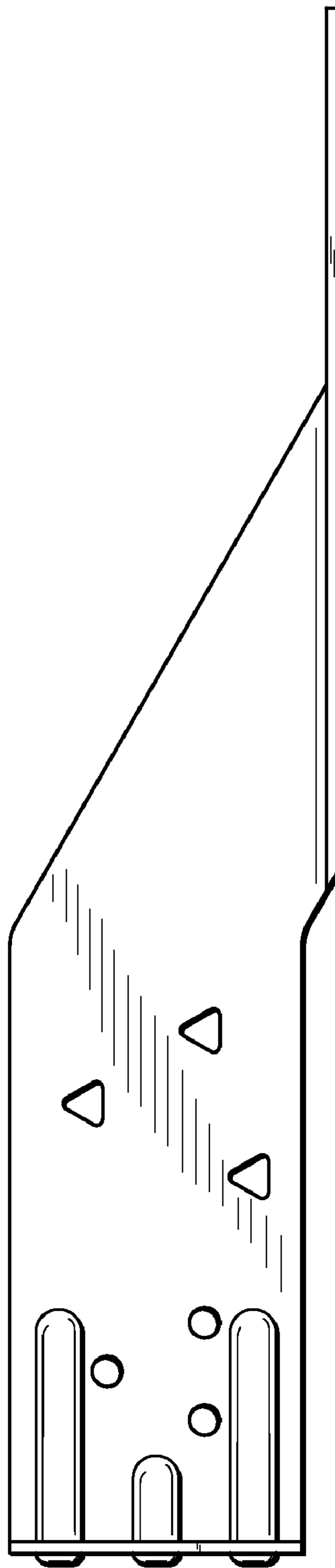


FIG._7