



US00D618082S

(12) **United States Design Patent**  
**Lambrou et al.**

(10) **Patent No.:** **US D618,082 S**  
(45) **Date of Patent:** **\*\* Jun. 22, 2010**

(54) **PROTECTIVE PLATE**

(75) Inventors: **Harris Lambrou**, Blackburn (AU);  
**Sajan Velandi**, Blackburn (AU)

(73) Assignee: **Gainsborough Hardware Industries Limited** (AU)

(\*\*) Term: **14 Years**

(21) Appl. No.: **29/342,208**

(22) Filed: **Aug. 20, 2009**

(30) **Foreign Application Priority Data**

Mar. 19, 2009 (AU) ..... 10887/2009

(51) **LOC (9) Cl.** ..... **08-07**

(52) **U.S. Cl.** ..... **D8/343; D8/346; D8/353**

(58) **Field of Classification Search** ..... D8/350-353,  
D8/343, 346, 400, 404, 409; D13/139.1-139.8,  
D13/146, 147, 152, 154, 156, 158, 169, 171,  
D13/173, 177; D14/159; D25/60; 174/55,  
174/58, 66, 67, 535; 220/241, 3.92, 3.5-3.8,  
220/242; 439/535, 536, 892; 200/303; 248/273;  
292/357; 70/451, 542, 417, 418  
See application file for complete search history.

(56) **References Cited**

**U.S. PATENT DOCUMENTS**

1,131,093 A \* 3/1915 Sperry ..... 220/242  
1,144,107 A \* 6/1915 Burt ..... 220/242  
1,221,652 A \* 4/1917 Badeau ..... 220/242  
3,438,534 A \* 4/1969 Zerwes ..... 220/241  
3,619,477 A \* 11/1971 Rasmussen ..... 174/56  
4,088,829 A \* 5/1978 Milcoy ..... 174/53  
4,316,371 A \* 2/1982 Del Nero ..... 70/417  
4,343,527 A \* 8/1982 Harrington et al. .... 439/468

4,466,264 A \* 8/1984 del Nero ..... 70/417  
4,530,223 A \* 7/1985 Oliver ..... 70/417  
4,688,409 A \* 8/1987 Oliver et al. .... 70/417  
4,751,834 A \* 6/1988 Beck ..... 70/452  
5,076,626 A \* 12/1991 Tiddy et al. .... 292/337  
5,267,461 A \* 12/1993 Eizen ..... 70/451  
D353,319 S \* 12/1994 Eckert ..... D8/346  
5,834,695 A \* 11/1998 Herbert ..... 174/66  
5,837,937 A \* 11/1998 Reese et al. .... 174/66  
6,447,139 B1 \* 9/2002 Wilkes ..... 362/100  
7,432,444 B1 \* 10/2008 McCusker ..... 174/66  
2006/0179905 A1 \* 8/2006 Killins ..... 70/418

\* cited by examiner

*Primary Examiner*—Mark A Goodwin  
(74) *Attorney, Agent, or Firm*—Banner & Witcoff, Ltd.

(57) **CLAIM**

The ornamental design for a protective plate, as shown and described.

**DESCRIPTION**

FIG. 1 is a top view of a protective plate showing our new design;

FIG. 2 is a left side view thereof;

FIG. 3 is a front view thereof;

FIG. 4 is a right side view thereof;

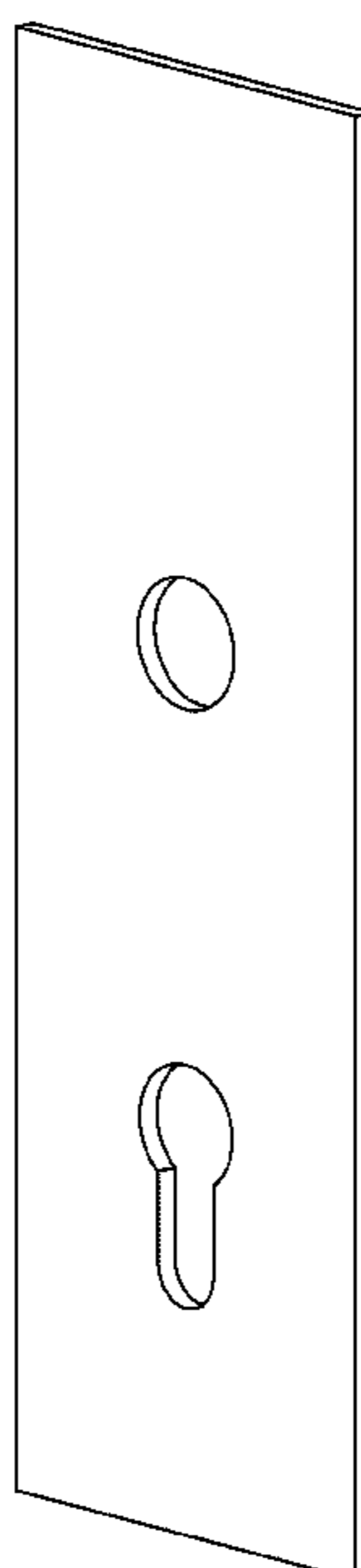
FIG. 5 is a bottom view thereof;

FIG. 6 is a rear isometric view thereof; and,

FIG. 7 is a front isometric view thereof.

The broken line showing of the shafts of the hardware elements is for environmental purposes only and forms no part of the claimed design.

**1 Claim, 2 Drawing Sheets**



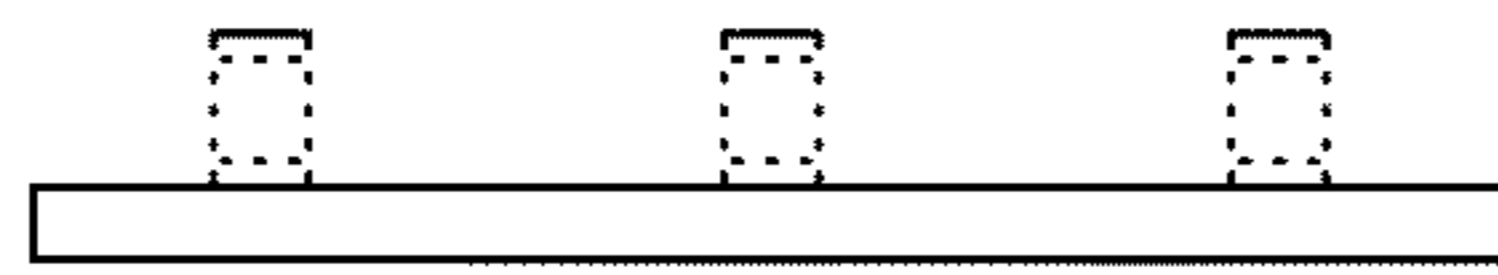


FIG. 1

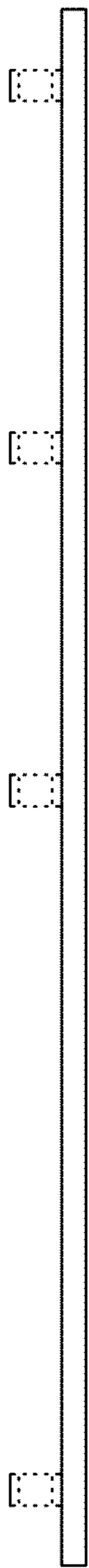


FIG. 2

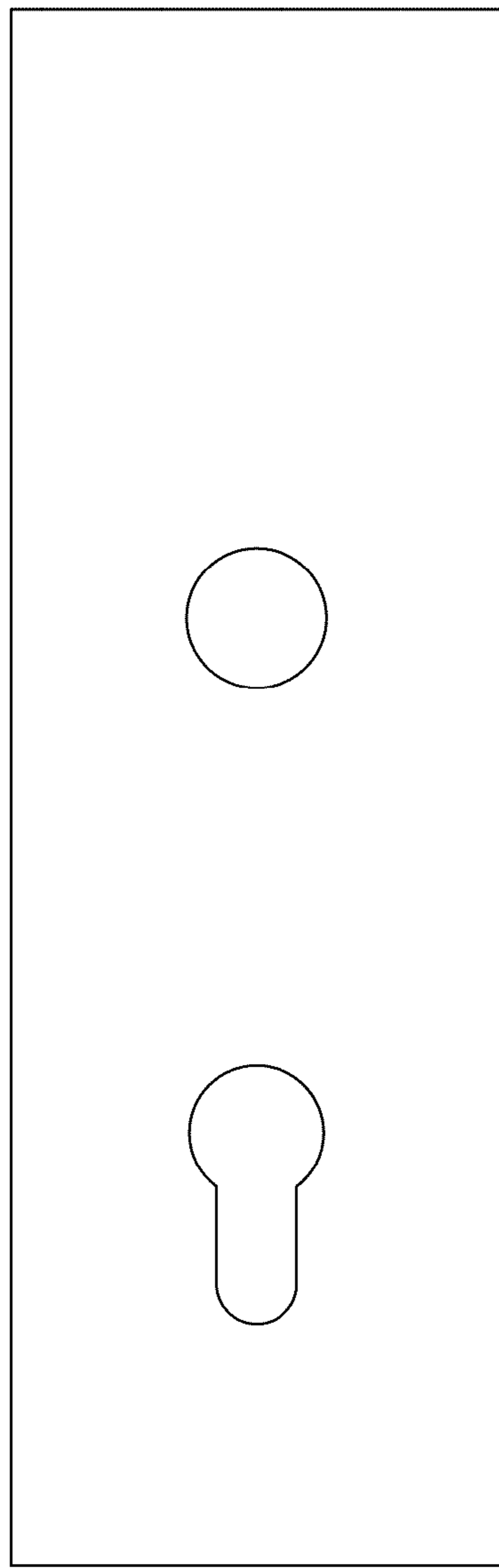


FIG. 3

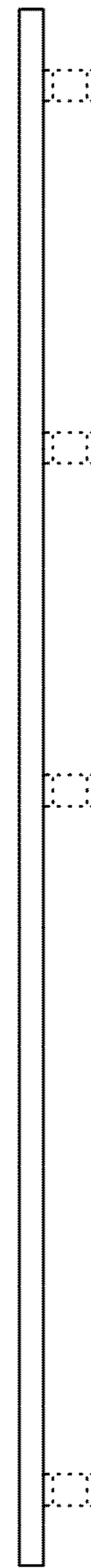


FIG. 4

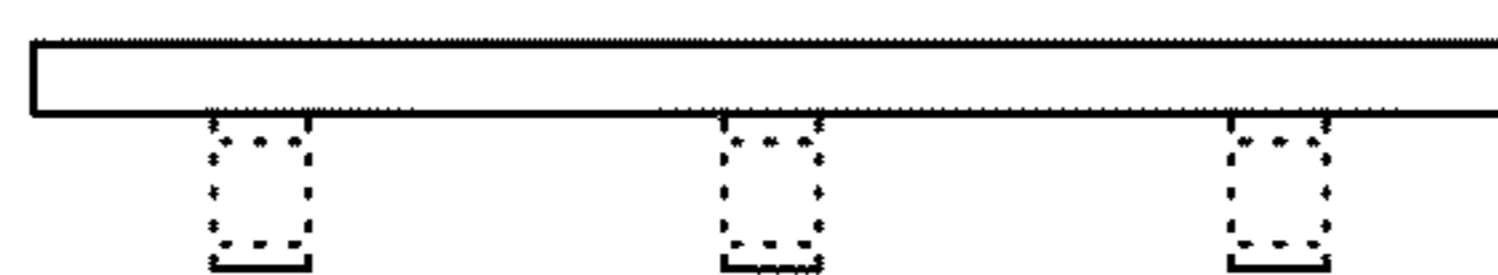


FIG. 5

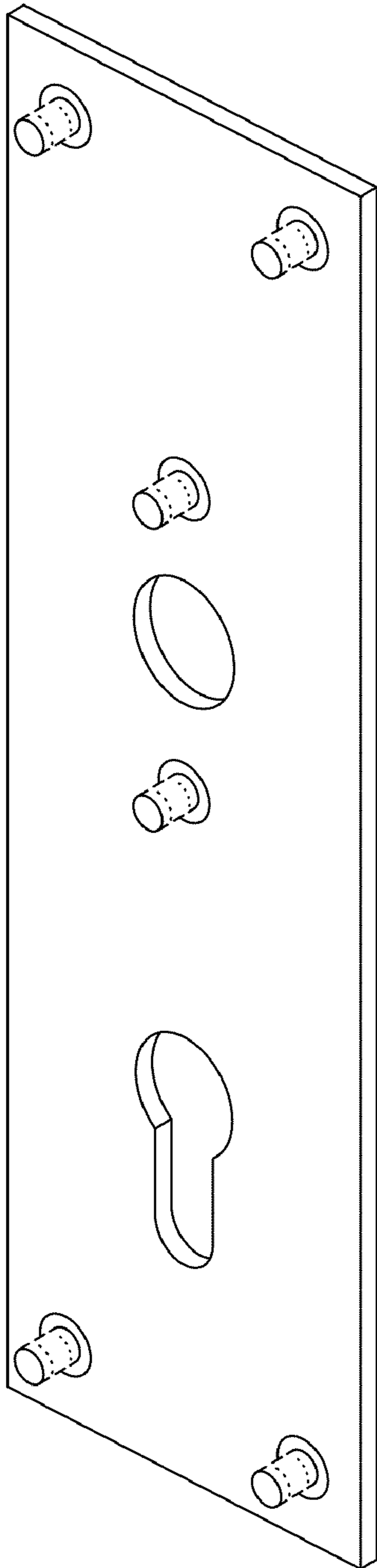


FIG. 6

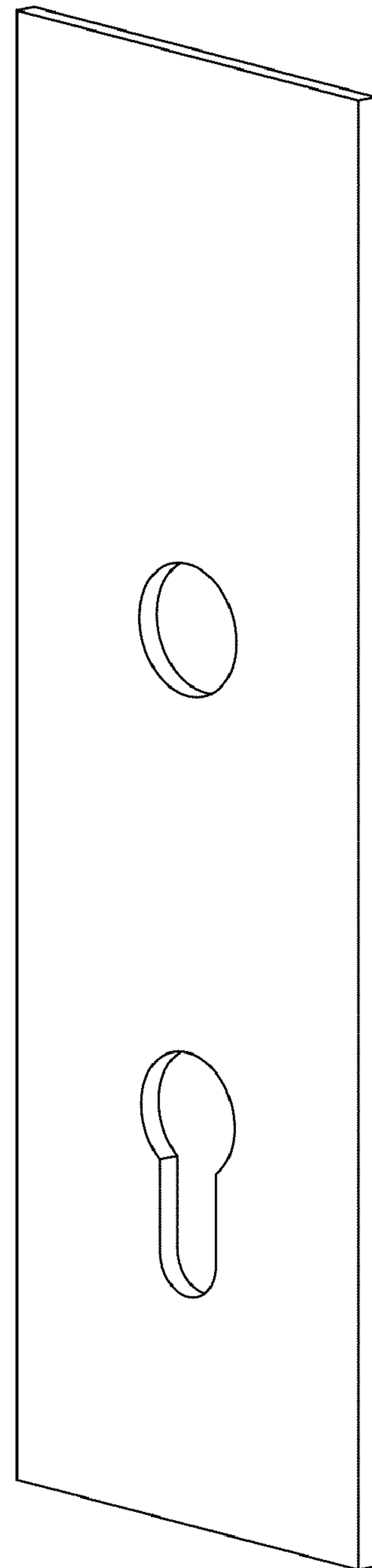


FIG. 7