



US00D618078S

(12) **United States Design Patent**
Cripps et al.

(10) **Patent No.:** **US D618,078 S**
(45) **Date of Patent:** **** Jun. 22, 2010**

- (54) **SNIPS**
- (75) Inventors: **Brian Cripps**, Bristol, CT (US); **Steven Gerstein**, West Hartford, CT (US); **Eric Ranieri**, Besancon (FR)
- (73) Assignee: **Stanley Black & Decker, Inc.**, New Britain, CT (US)
- (**) Term: **14 Years**
- (21) Appl. No.: **29/342,623**
- (22) Filed: **Aug. 28, 2009**
- (51) **LOC (9) Cl.** **08-05**
- (52) **U.S. Cl.** **D8/52**
- (58) **Field of Classification Search** D8/4,
D8/5, 14, 22, 23, 51–56, 58–60, 105–107;
81/300, 302, 415–424, 424.5, 426, 426.5,
81/427, 427.5; 30/244–262
See application file for complete search history.

5,257,558 A	11/1993	Farzin-Nia et al.	81/418
5,263,254 A	11/1993	Orthey	30/254
5,341,573 A	8/1994	Linden et al.	30/254
D406,507 S *	3/1999	Mock	D8/52
D416,456 S *	11/1999	Pomeroy	D8/52
6,189,219 B1 *	2/2001	Mock	30/252
6,367,155 B2	4/2002	Homann	30/140
6,418,626 B1	7/2002	Jang	30/262
6,446,344 B1	9/2002	Gontar	30/262
6,574,870 B1 *	6/2003	Huang	30/252
6,598,300 B2	7/2003	Huang	30/262
D503,081 S *	3/2005	Lucus et al.	D8/107

(56) **References Cited**

U.S. PATENT DOCUMENTS

397,389 A	2/1889	Richards	403/161
586,067 A	7/1897	Scales	30/270
889,966 A	6/1908	Rausch et al.	30/270
1,545,211 A	7/1925	Storz	30/266
1,546,317 A	7/1925	Rogers	30/262
1,555,286 A	9/1925	Hogg	30/270
1,633,441 A	6/1927	Firth	30/267
1,741,109 A	12/1929	Heimerdinger	30/262
1,829,551 A	10/1931	Wambsgans	403/93
2,083,483 A	6/1937	Strezoff	30/270
2,292,271 A *	8/1942	Heise	30/252
2,544,197 A	3/1951	Vosbikian et al.	30/262
D169,114 S *	3/1953	Thober	D8/58
2,704,399 A	3/1955	Melcher	30/266
3,839,794 A *	10/1974	Deale	30/248
4,439,923 A *	4/1984	Scranton	30/252
4,502,222 A *	3/1985	Sargent	30/251
4,791,725 A	12/1988	Amagaya	30/154
4,980,975 A	1/1991	Hodson	30/262
5,220,856 A	6/1993	Eggert et al.	81/416

(Continued)

Primary Examiner—Cathron C Brooks
Assistant Examiner—Deanna Fluegeman
(74) *Attorney, Agent, or Firm*—Pillsbury Winthrop Shaw Pittman LLP

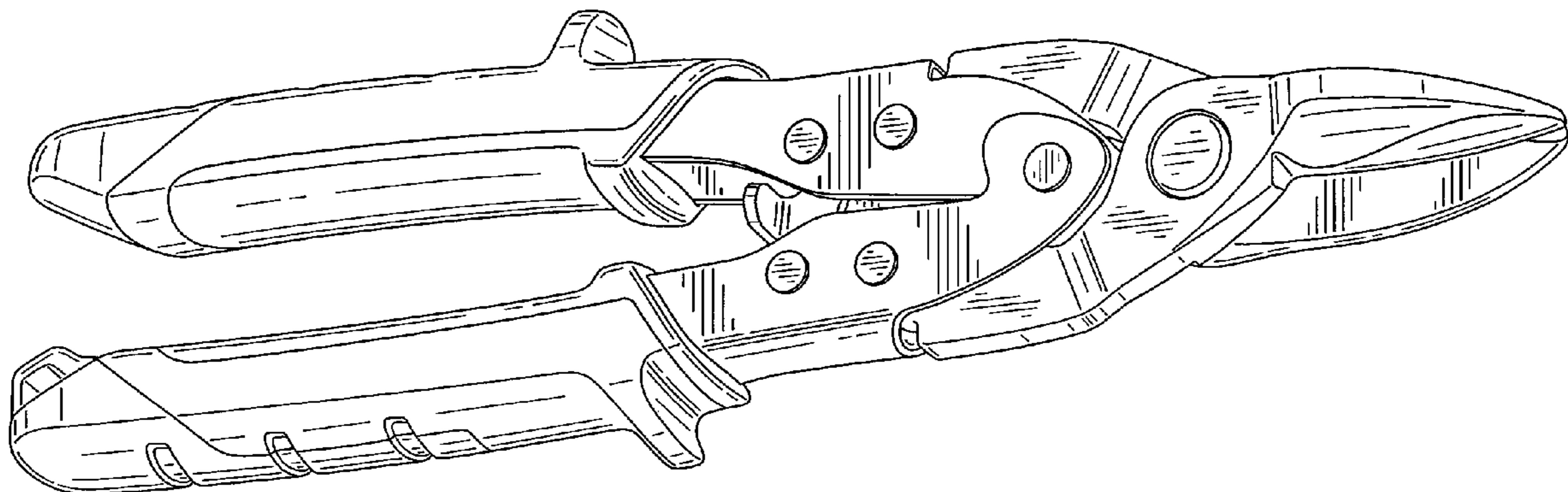
(57) **CLAIM**

The ornamental design for snips, as shown and described.

DESCRIPTION

FIG. 1 is an isometric view according to my design;
FIG. 2 is a left plan view of the design of FIG. 1;
FIG. 3 is a right plan view of the design of FIG. 1;
FIG. 4 is a front plan view of the design of FIG. 1;
FIG. 5 is a rear plan view of the design of FIG. 1;
FIG. 6 is a bottom plan view of the design of FIG. 1; and,
FIG. 7 is a top plan view of the design of FIG. 1.

1 Claim, 4 Drawing Sheets



US D618,078 S

Page 2

U.S. PATENT DOCUMENTS

6,904,685	B1	6/2005	Yeh	30/254				
D519,013	S *	4/2006	Schmick	D8/52				
D520,315	S *	5/2006	Deter	D8/52				
7,165,330	B2	1/2007	Yeh	30/266				
D553,928	S *	10/2007	Zhou	D8/57				
D564,320	S *	3/2008	Zhou	D8/57				
D579,745	S *	11/2008	Huang	D8/107				
2007/0144014	A1	6/2007	Toyama	30/254				
2007/0289142	A1	12/2007	Hsieh	30/173				
2008/0072716	A1 *	3/2008	Chen	81/423				
2008/0110030	A1 *	5/2008	Seber et al.	30/252				
2009/0013538	A1	1/2009	Constantine et al.	30/254				
2009/0172954	A1 *	7/2009	Novak et al.	30/244				

* cited by examiner

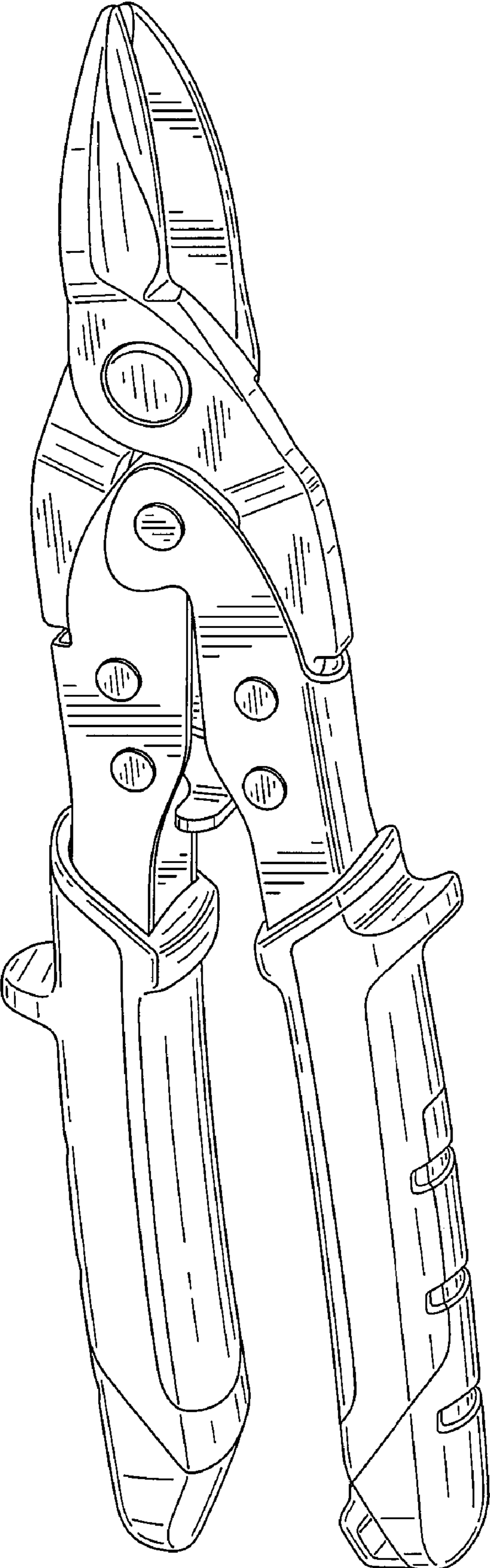


FIG. 1

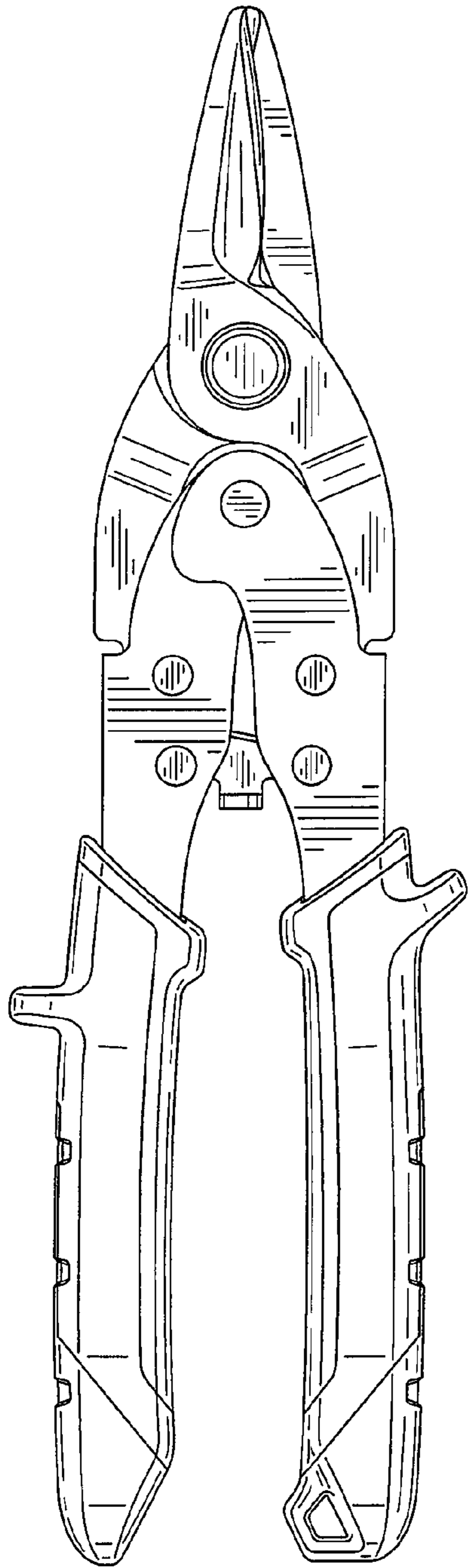


FIG. 2

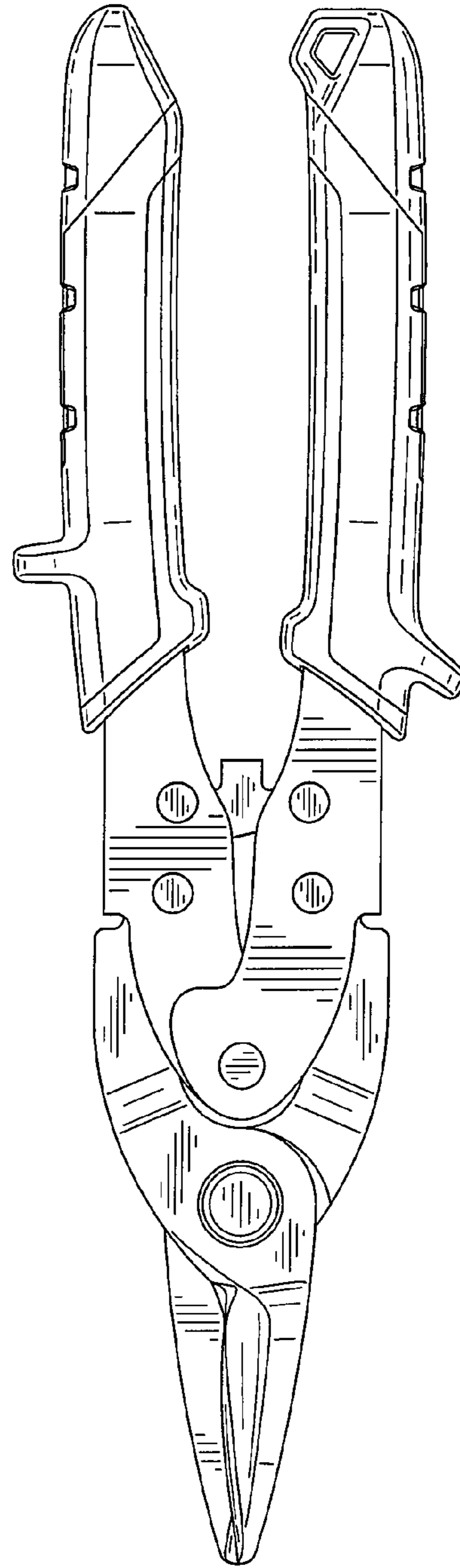


FIG. 3

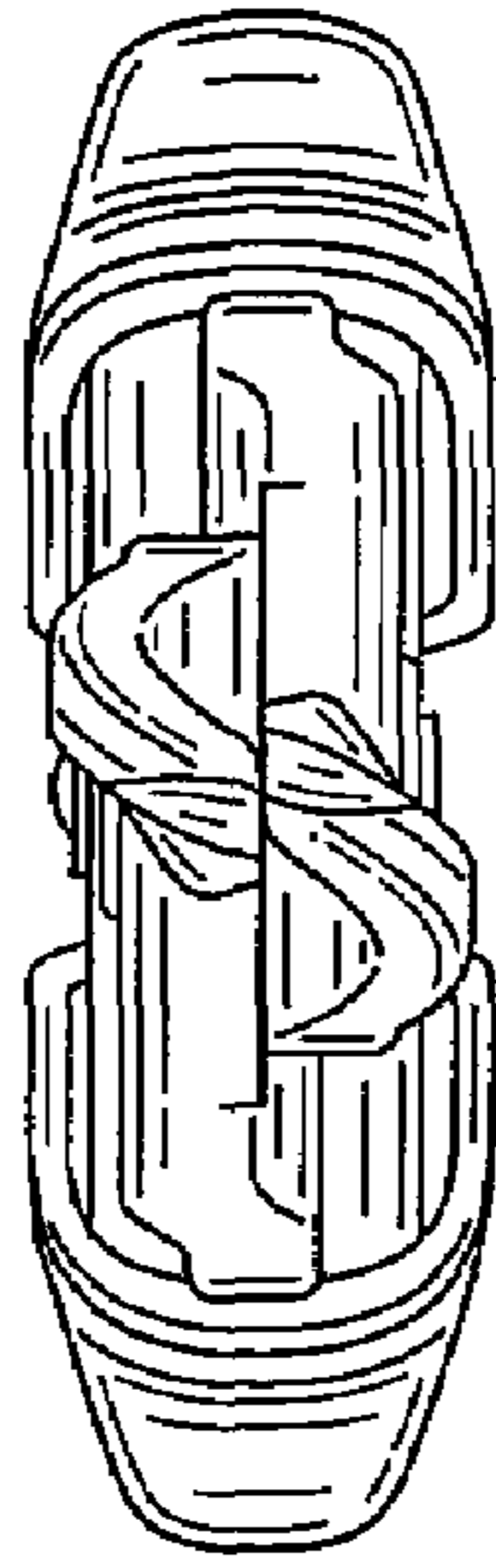


FIG. 4

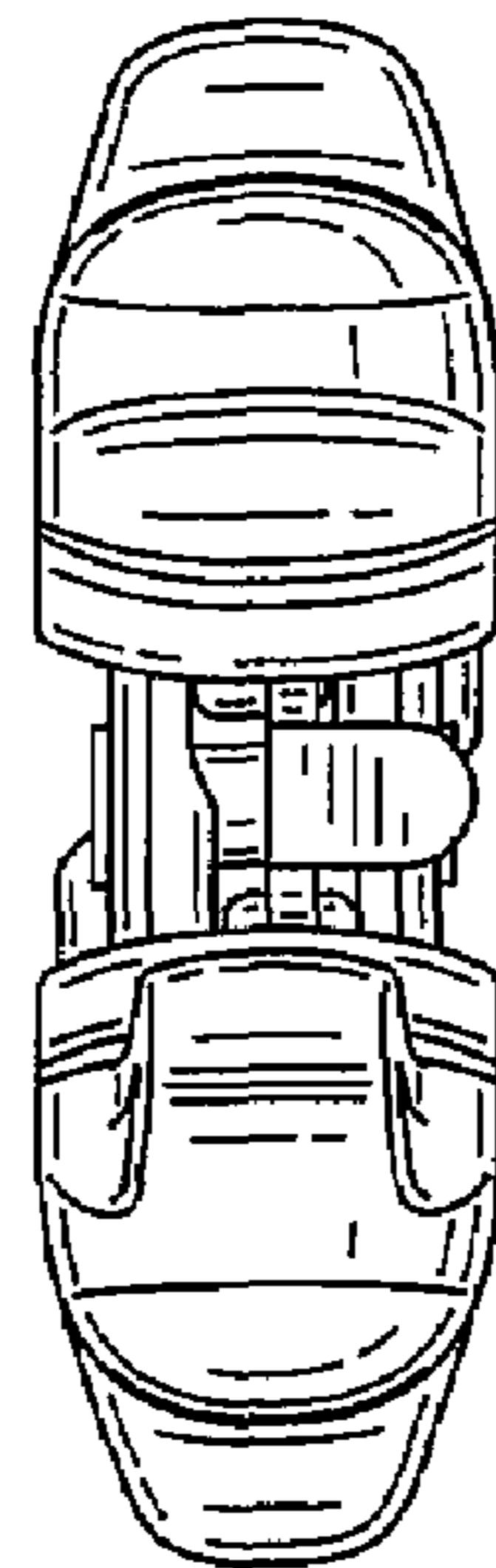


FIG. 5

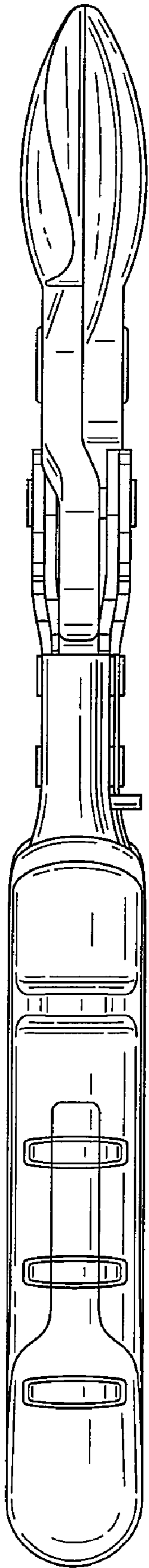


FIG. 6

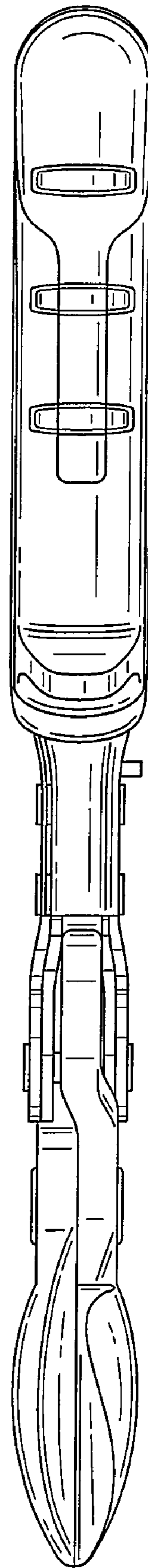


FIG. 7