



US00D618074S

(12) **United States Design Patent**  
**Paetsch**

(10) **Patent No.:** **US D618,074 S**

(45) **Date of Patent:** **\*\* Jun. 22, 2010**

(54) **CUP HOLDER**

(76) Inventor: **David J. Paetsch**, 429 S. 3rd St., West  
Dundee, IL (US) 60118

(\*\*) Term: **14 Years**

(21) Appl. No.: **29/316,646**

(22) Filed: **Oct. 16, 2009**

(51) **LOC (9) Cl.** ..... **07-06**

(52) **U.S. Cl.** ..... **D7/701**

(58) **Field of Classification Search** ..... D7/601-602,  
D7/605, 608, 701, 708, 619.1, 620, 624.1,  
D7/624.2; 220/592.16, 592.17, 694, 703,  
220/737-739, 751; D12/114, 407

See application file for complete search history.

(56) **References Cited**

**U.S. PATENT DOCUMENTS**

2,520,818	A *	8/1950	Terry	.....	248/153
D286,591	S *	11/1986	Russell	.....	D6/417
6,520,366	B1 *	2/2003	Bradley et al.	.....	220/23.2
6,575,417	B1 *	6/2003	Krommenakker	.....	248/311.2
D566,480	S *	4/2008	Lawler	.....	D7/620
D605,901	S *	12/2009	Price	.....	D7/620

\* cited by examiner

*Primary Examiner*—Ian Simmons  
*Assistant Examiner*—Dana L Sipos

(74) *Attorney, Agent, or Firm*—Mathew R. P. Perrone, Jr.;  
Brie A. Crawford

(57) **CLAIM**

The ornamental design for the cup holder, as shown and described.

**DESCRIPTION**

FIG. 1 is a top, rear, right side perspective view of a cup holder showing my new design;

FIG. 2 is a bottom plan view thereof;

FIG. 3 is a top plan view thereof;

FIG. 4 is a front elevation view thereof;

FIG. 5 is a rear elevation view thereof;

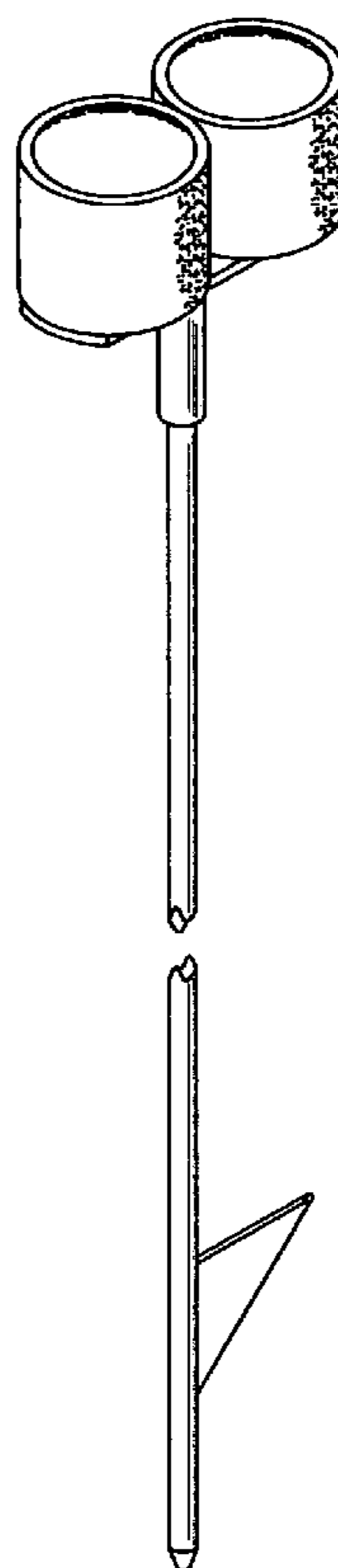
FIG. 6 is a left side elevation view thereof;

FIG. 7 is a right side elevation view thereof; and,

FIG. 8 is a top, rear, right side, exploded perspective view thereof.

The break shown in the vertical support portion of the cup holder is to indicate indeterminate length. The examiner finds the claim to be definite under 35 USC 112 second paragraph with the understanding that the “indeterminate” portion of the article forms no part of the claim design. Patentability is based only on those portions of the article that are shown in solid lines.

**1 Claim, 3 Drawing Sheets**



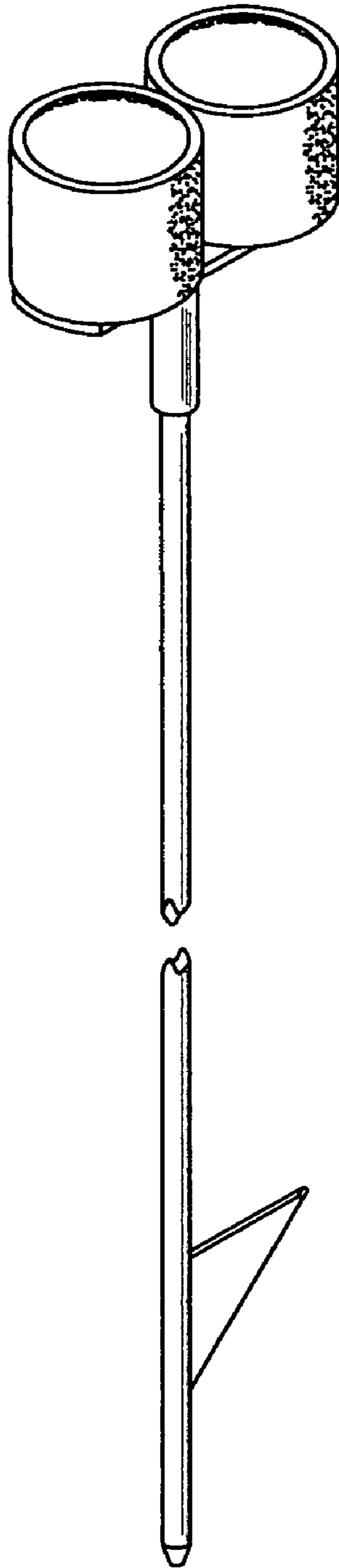


Fig. 1

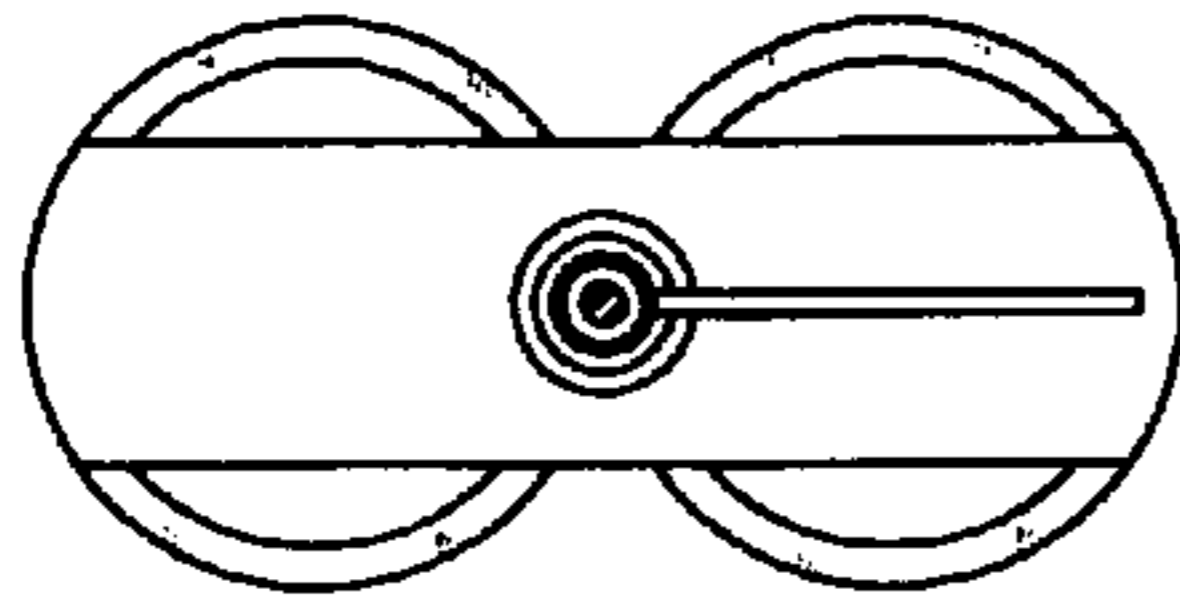


Fig. 2




Fig. 3

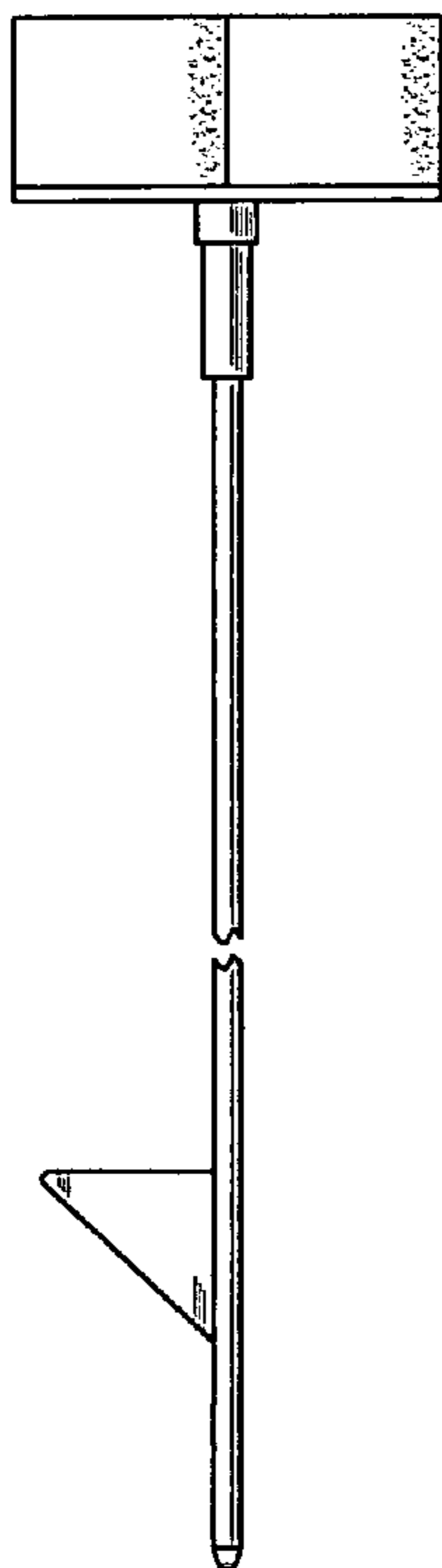


Fig. 4

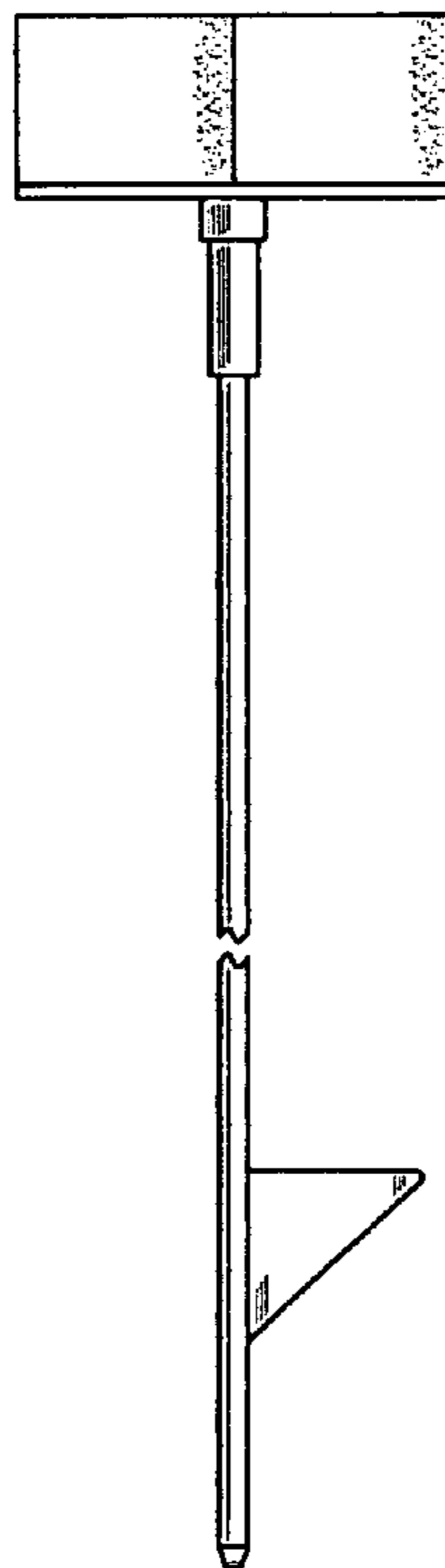


Fig. 5

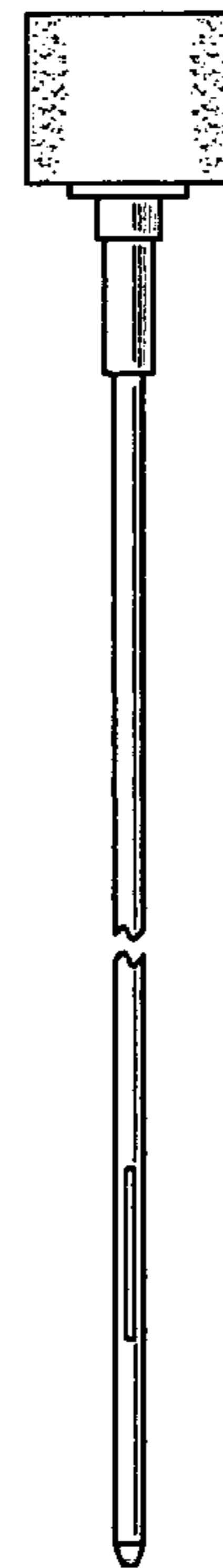


Fig. 6

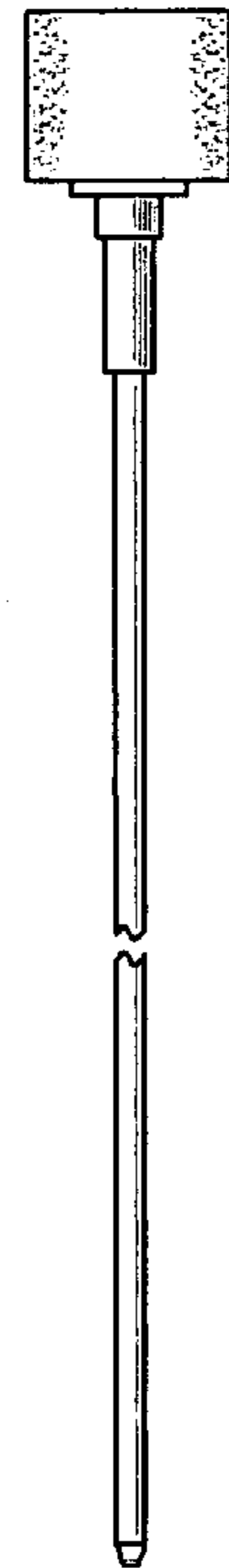


Fig. 7

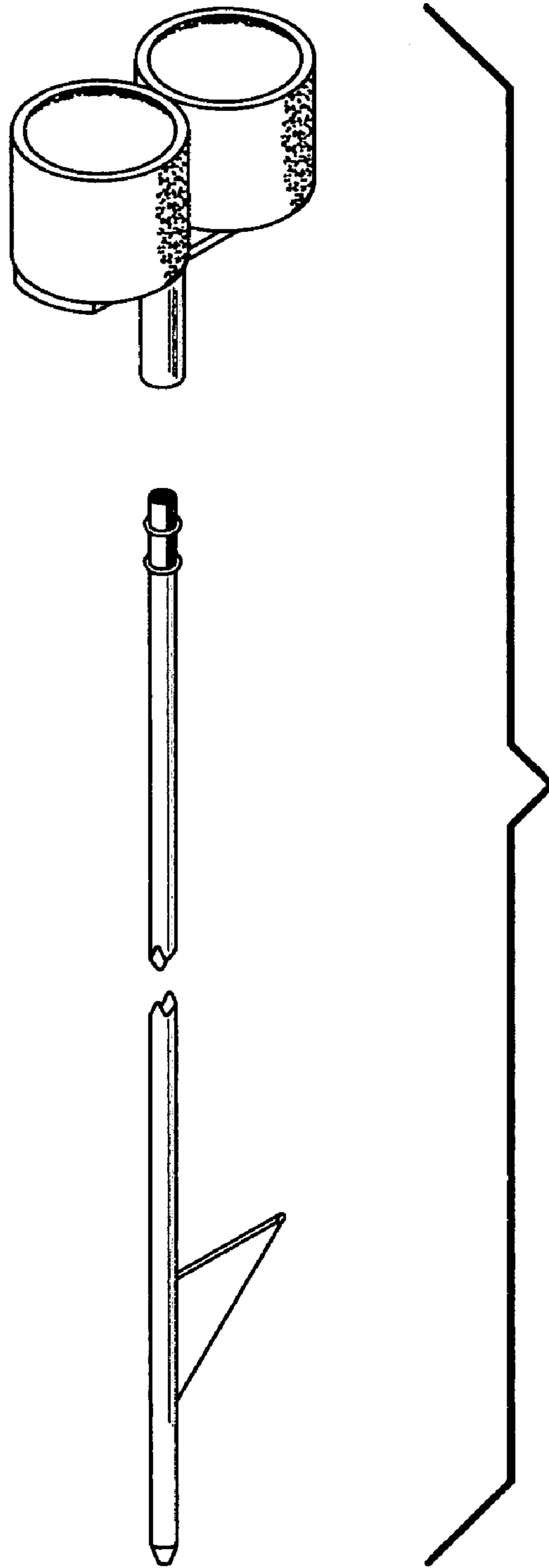


Fig. 8