



US00D618072S

(12) **United States Design Patent**
Yates

(10) **Patent No.:** **US D618,072 S**
(45) **Date of Patent:** **** Jun. 22, 2010**

(54) **WINE RACK**

(76) Inventor: **Shane Yates**, P.O. Box 249, Farmerville,
LA (US) 71241

(**) Term: **14 Years**

(21) Appl. No.: **29/312,948**

(22) Filed: **Nov. 24, 2008**

(51) **LOC (9) Cl.** **06-04**

(52) **U.S. Cl.** **D7/701**

(58) **Field of Classification Search** D7/701-708;
D6/566, 518, 548; 211/71.01, 74, 75, 181.1,
211/85.31, 86.01, 87.01, 106

See application file for complete search history.

(56) **References Cited**

U.S. PATENT DOCUMENTS

5,628,414	A	*	5/1997	Heathcote	211/87.01
D434,619	S	*	12/2000	Janis	D7/702
D471,773	S	*	3/2003	Weiss et al.	D7/701
D546,609	S	*	7/2007	Goodman et al.	D6/566
D551,482	S	*	9/2007	Goodman et al.	D6/566
D579,253	S	*	10/2008	Swanson	D6/566

* cited by examiner

Primary Examiner—Terry A Wallace

(74) *Attorney, Agent, or Firm*—R. Keith Harrison

(57) **CLAIM**

The ornamental design for a wine rack, as shown and described.

DESCRIPTION

FIG. 1 is a front perspective view of the wine rack;

FIG. 2 is a left side view of the wine rack;

FIG. 3 is a right side view of the wine rack;

FIG. 4 is a rear view of the wine rack;

FIG. 5 is a front view of the wine rack;

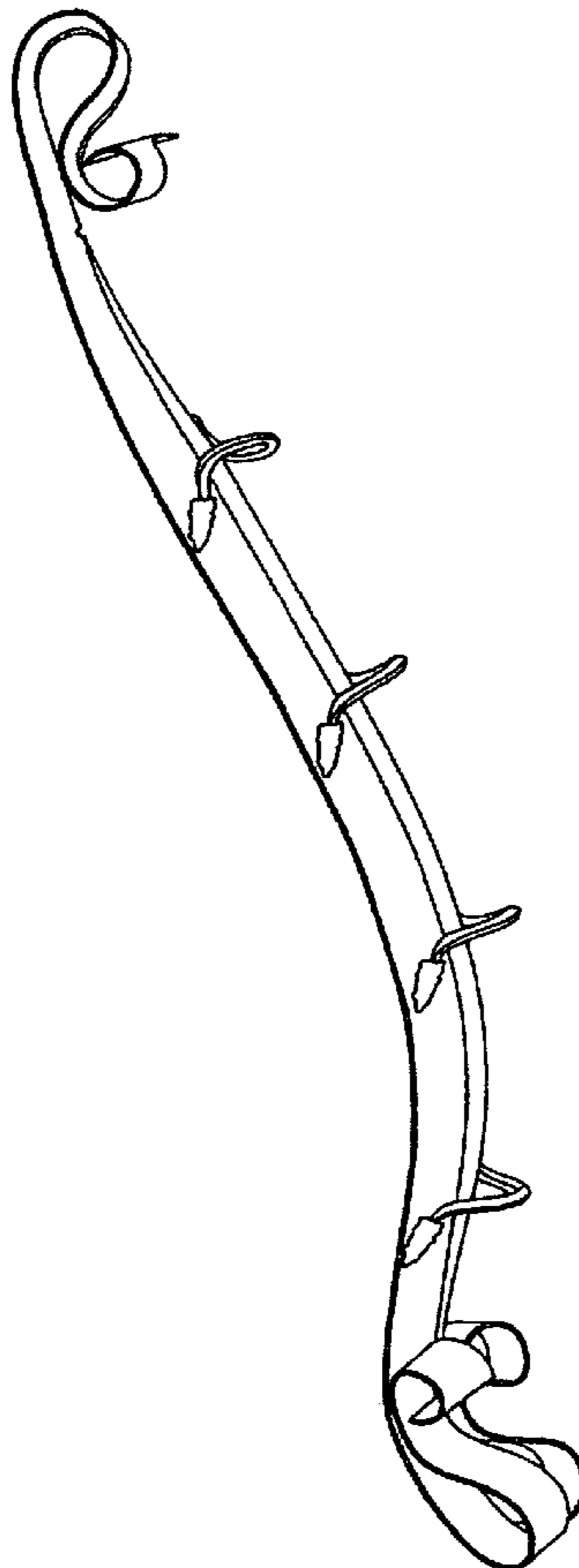
FIG. 6 is a bottom view of the wine rack;

FIG. 7 is a top view of the wine rack; and,

FIG. 8 is a front view of the wine rack, with a pair of wine bottles (shown in phantom) inserted in the wine rack, which wine bottles do not form a part of the claimed design.

The broken line showing of a wine bottle in FIG. 8 is included for the purpose of illustrating only and forms no part of the claimed design.

1 Claim, 4 Drawing Sheets



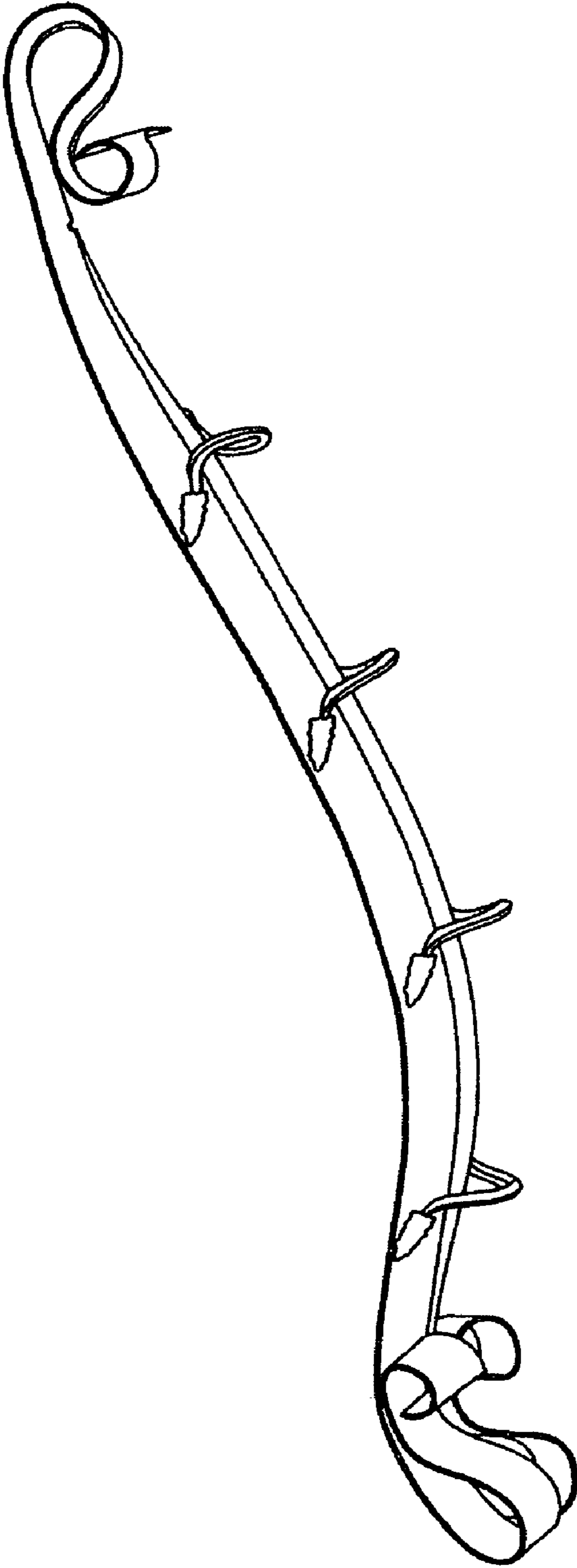


FIG. 1

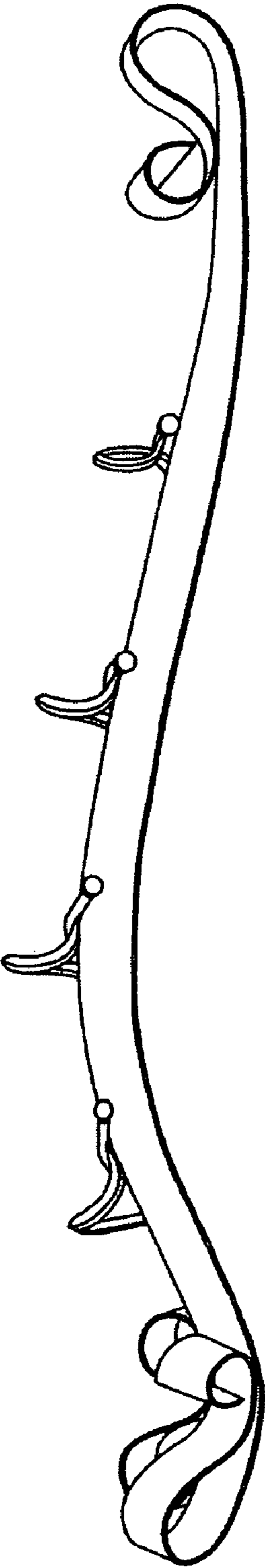


FIG. 2

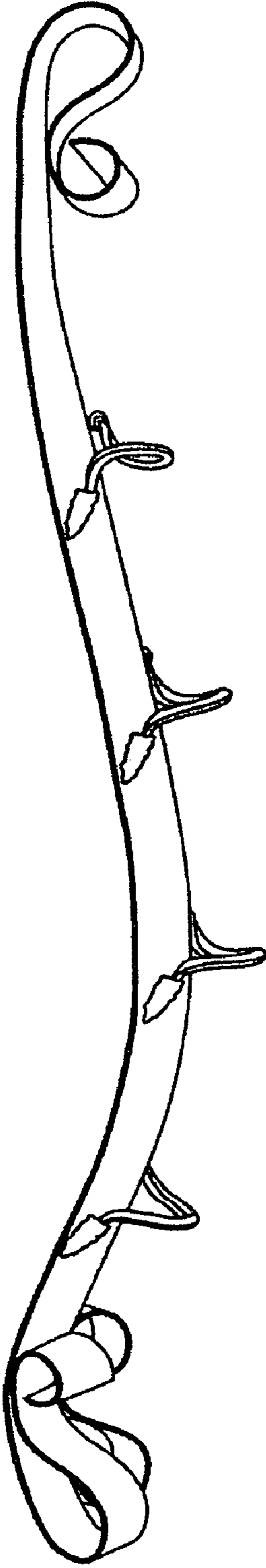


FIG. 3

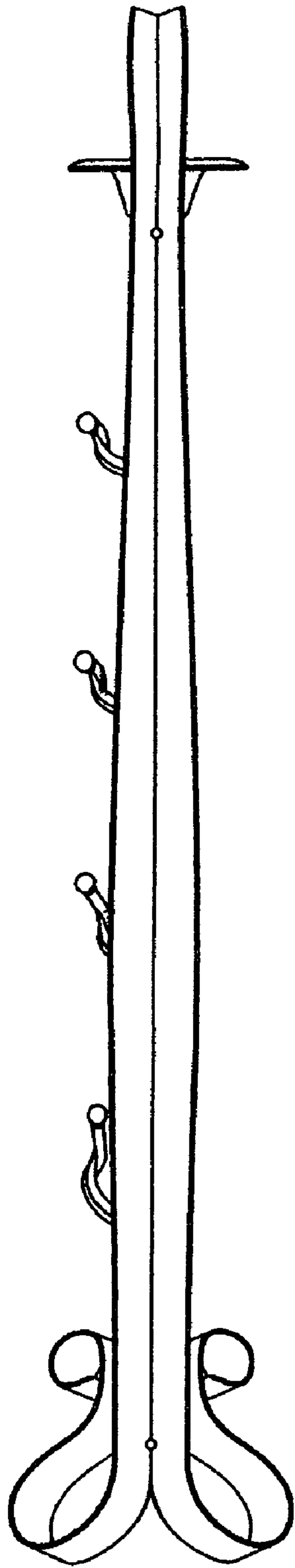


FIG. 4

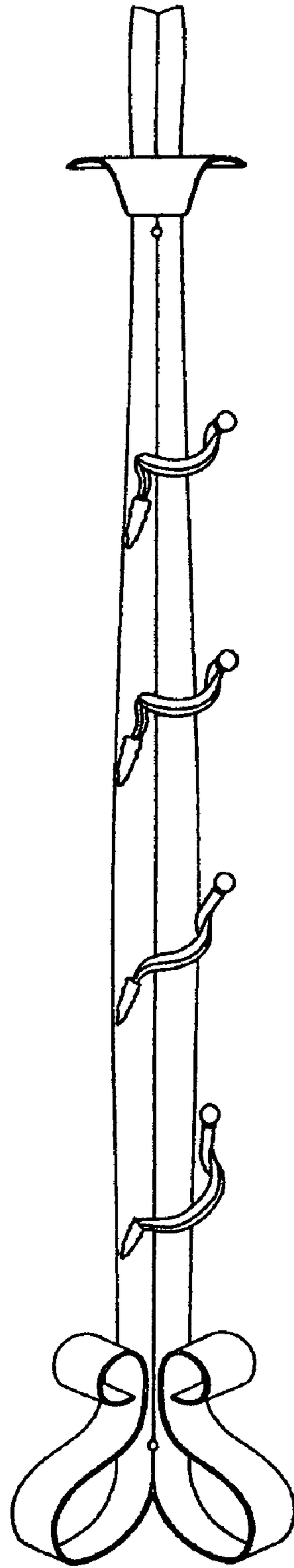


FIG. 5

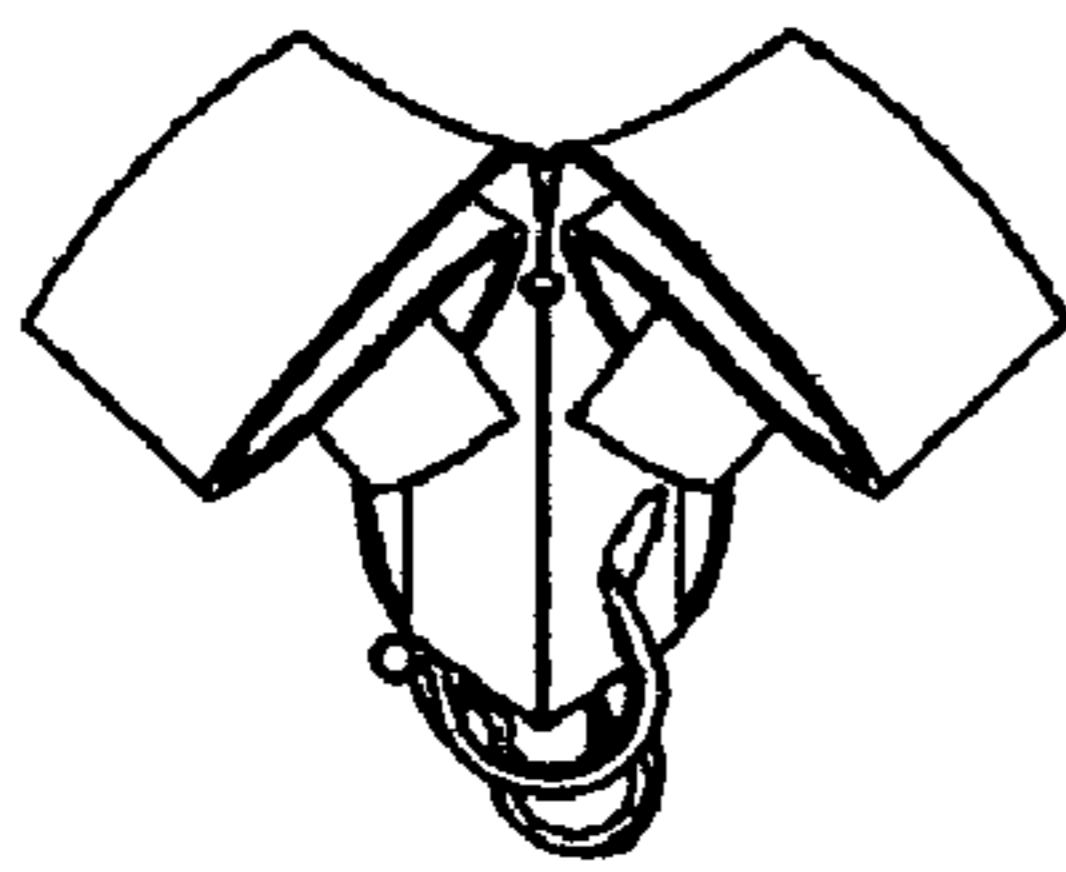


FIG. 6




FIG. 7

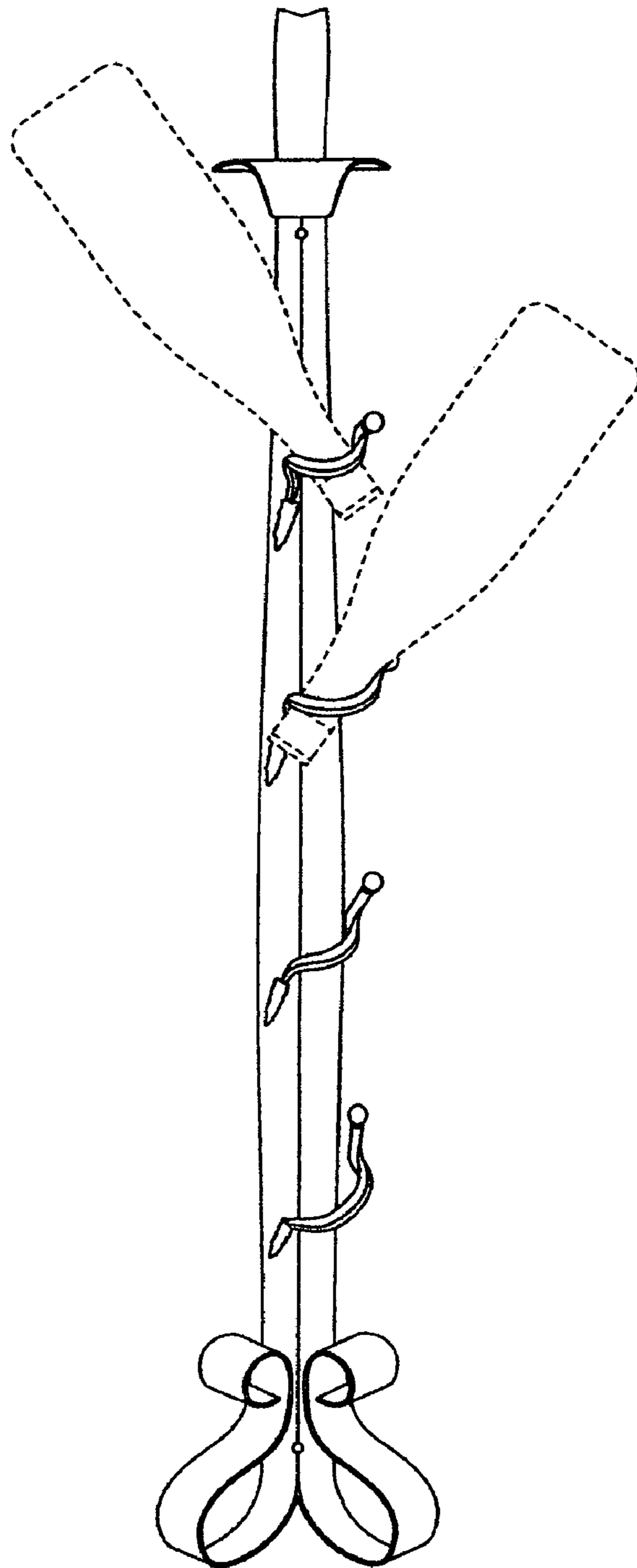


FIG. 8