



US00D618060S

(12) **United States Design Patent**  
**Williamson**

(10) **Patent No.:** **US D618,060 S**  
(45) **Date of Patent:** **\*\* Jun. 22, 2010**

(54) **DRINKING DEVICE**

(76) Inventor: **Scott Alan Williamson**, 1003  
Meadowlark La., Medina, OH (US)  
44256

(\*\*) Term: **14 Years**

(21) Appl. No.: **29/316,449**

(22) Filed: **Sep. 29, 2009**

(51) **LOC (9) Cl.** ..... **07-01**

(52) **U.S. Cl.** ..... **D7/507; D7/625; D7/515;**  
**D7/506**

(58) **Field of Classification Search** ..... **D7/514,**  
**D7/515, 507, 505, 625, 619.2, 506; D9/679;**  
**D24/134; 181/131, 135; 220/DIG. 13, 703;**  
**215/382**

See application file for complete search history.

(56) **References Cited**

**U.S. PATENT DOCUMENTS**

3,288,246	A *	11/1966	Allen	.....	181/135
3,346,069	A *	10/1967	Speelman	.....	181/135
D258,188	S *	2/1981	Wilson	.....	D7/507
4,633,971	A *	1/1987	Robbins	.....	181/131
D384,859	S *	10/1997	Cundieff	.....	D7/523
D402,162	S *	12/1998	Hagar	.....	D7/625
6,439,419	B1 *	8/2002	Darabi	.....	220/703

D480,269	S *	10/2003	Carrier	.....	D7/515
D505,298	S *	5/2005	Holt	.....	D7/515
D519,684	S *	4/2006	Simic	.....	D29/118
D536,448	S *	2/2007	Jackson	.....	D24/134
D555,789	S *	11/2007	Norleen et al.	.....	D24/134
D583,625	S *	12/2008	Martinez et al.	.....	D7/507
D591,099	S *	4/2009	Bruce	.....	D7/301

\* cited by examiner

*Primary Examiner*—Marianne Pandozzi

(57) **CLAIM**

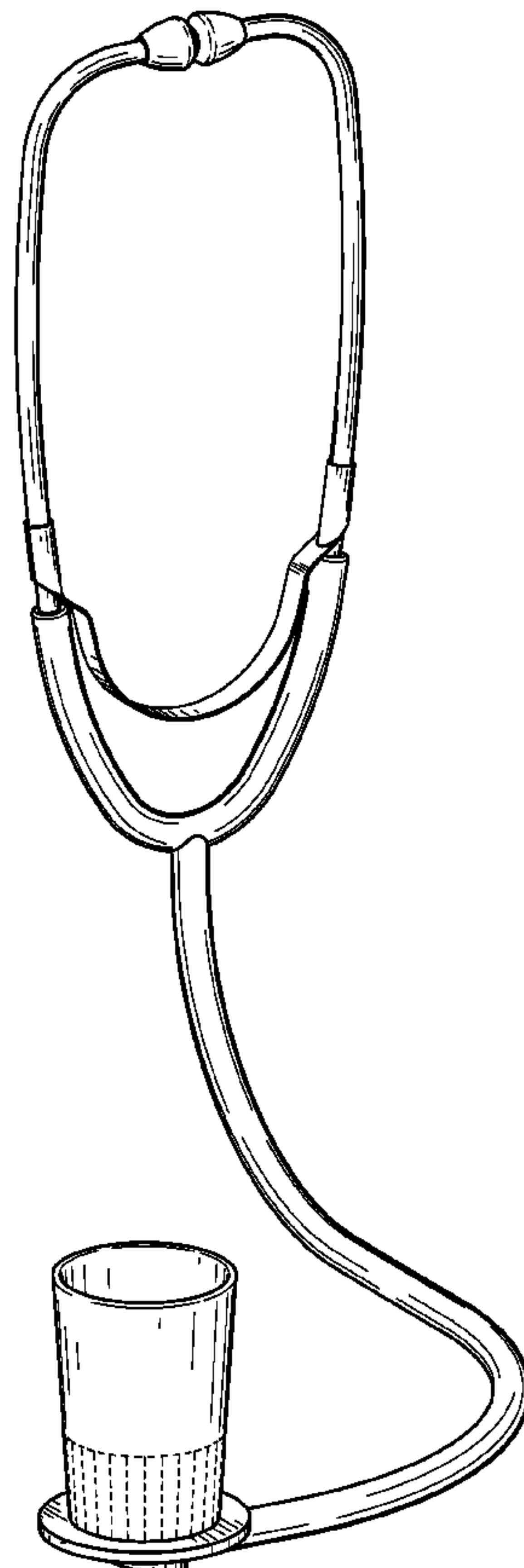
I claim the ornamental design for a drinking device, as shown and described.

**DESCRIPTION**

FIG. 1 is a perspective view of a drinking device;  
 FIG. 2 is a front elevational view thereof;  
 FIG. 3 is a rear elevational view thereof;  
 FIG. 4 is a right side elevational view thereof;  
 FIG. 5 is a left side elevational view thereof;  
 FIG. 6 is a top plan view thereof; and,  
 FIG. 7 is a bottom plan view thereof.

The broken lines depict environmental subject matter only and form no part of the claimed design.

**1 Claim, 4 Drawing Sheets**



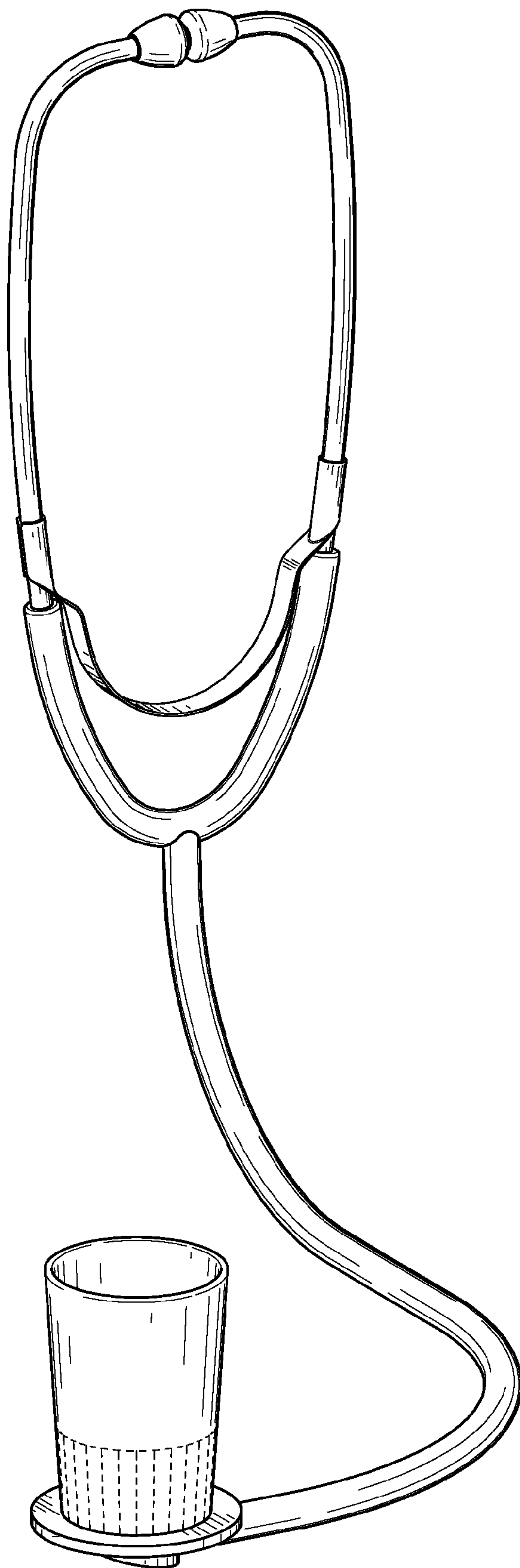


Fig. 1

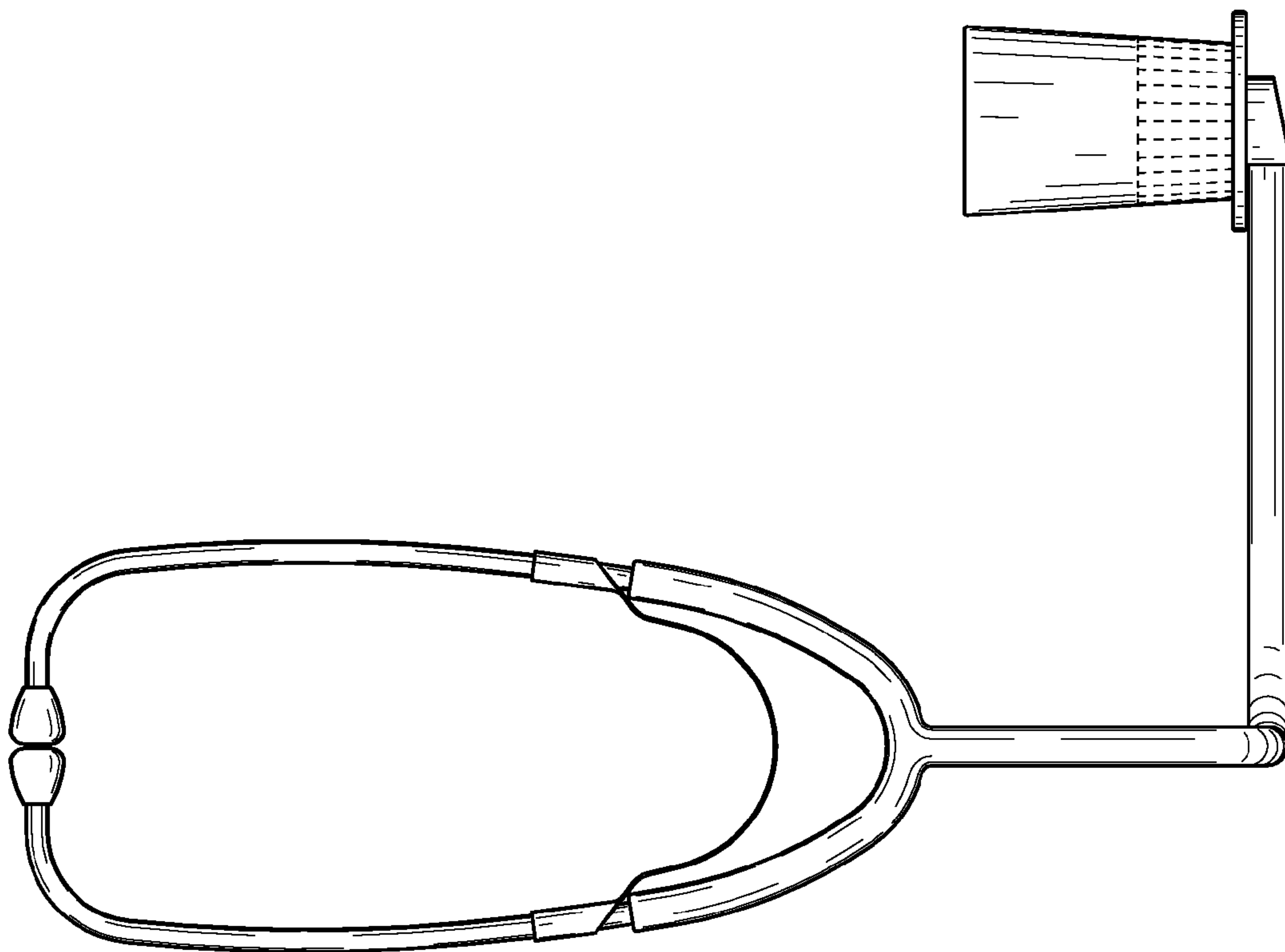


Fig. 2

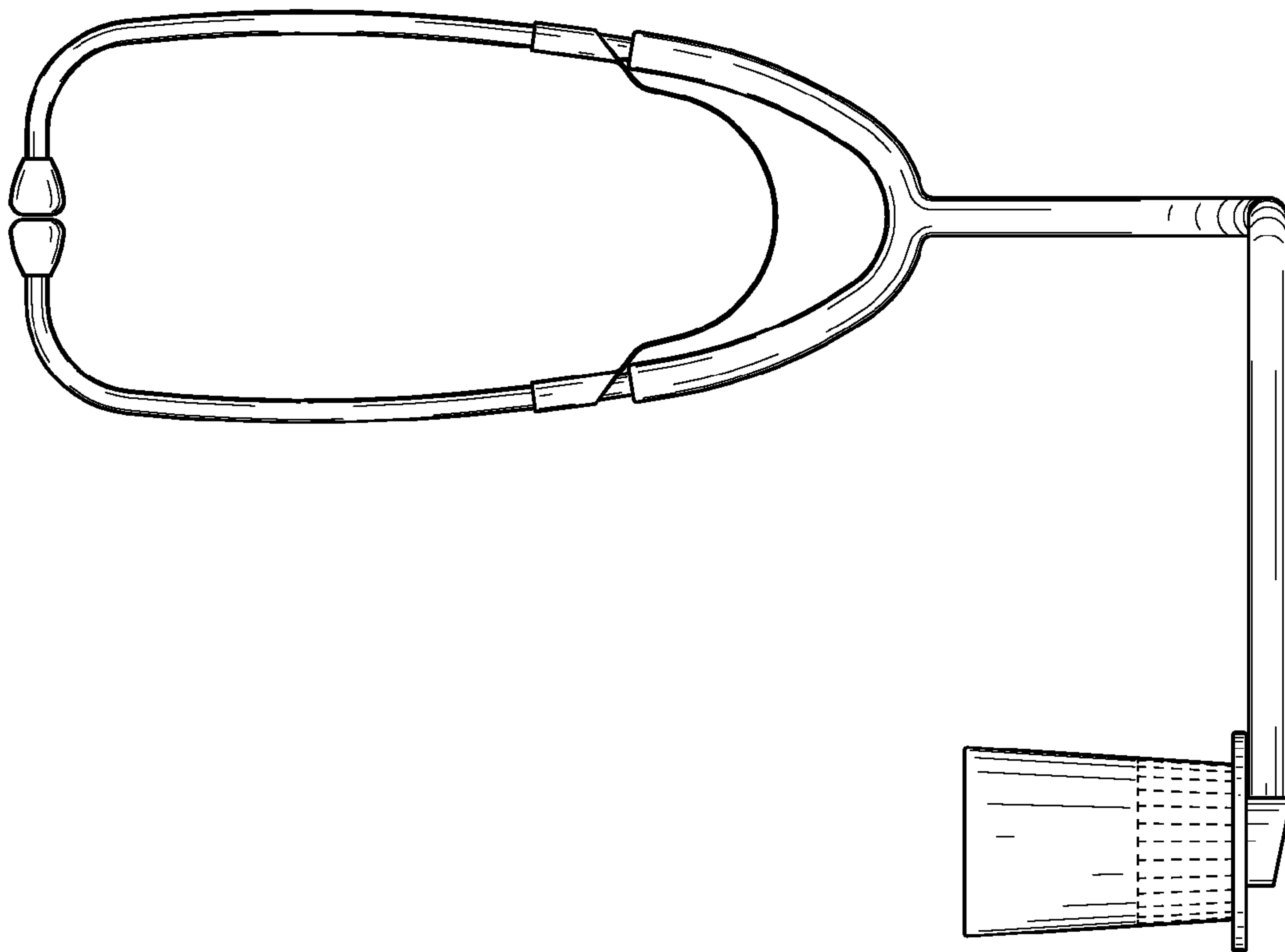


Fig. 3

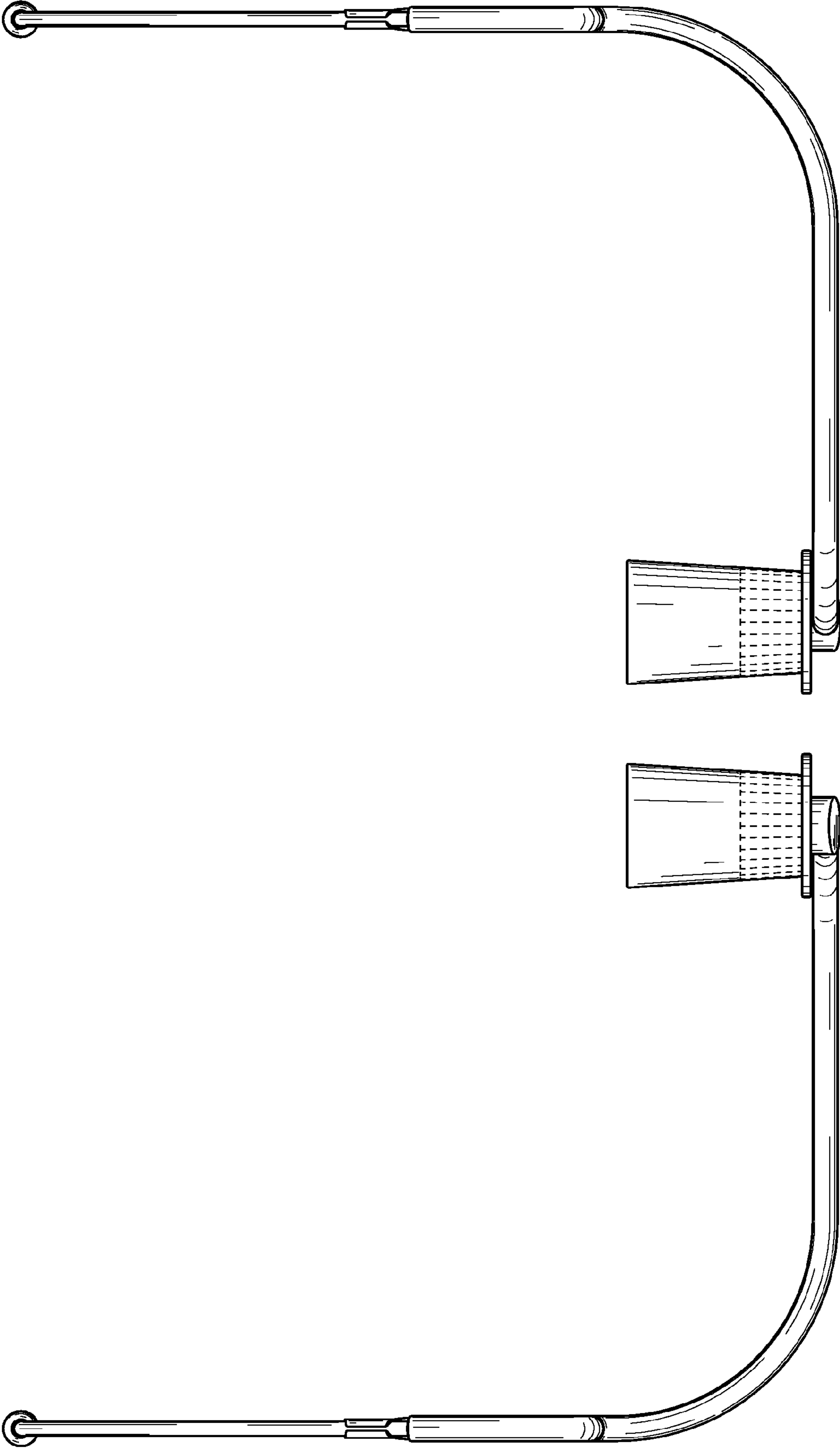


Fig. 5

Fig. 4

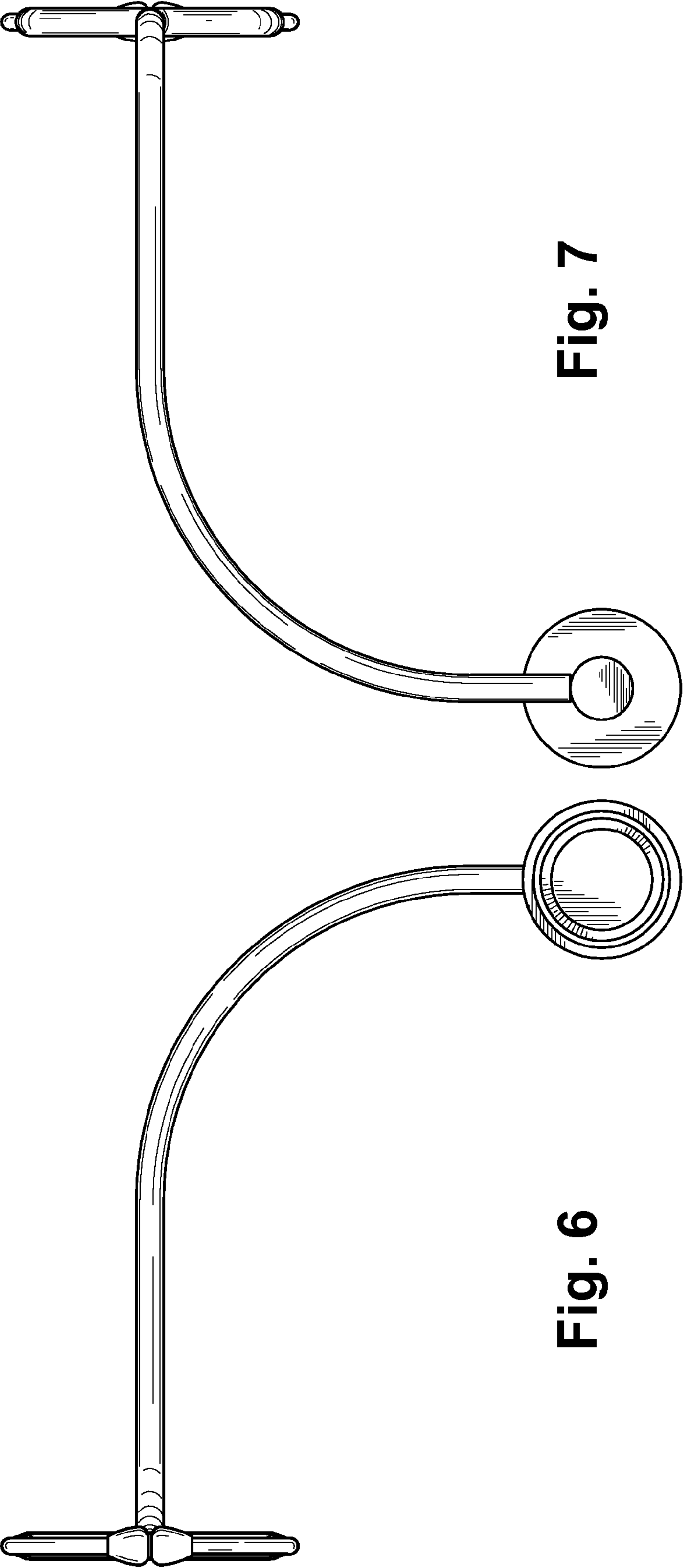


Fig. 7

Fig. 6