



US00D618052S

(12) **United States Design Patent**  
**Rae**

(10) **Patent No.:** **US D618,052 S**  
(45) **Date of Patent:** **\*\* Jun. 22, 2010**

(54) **BOTTOM GRIP COOKWARE HANDLE**

(75) Inventor: **Robert A Rae**, Las Vegas, NV (US)

(73) Assignee: **Meyer Intellectual Properties Limited**  
(VG)

(\*\*) Term: **14 Years**

(21) Appl. No.: **29/348,186**

(22) Filed: **Dec. 7, 2009**

(51) **LOC (9) Cl.** ..... **07-02**

(52) **U.S. Cl.** ..... **D7/395**

(58) **Field of Classification Search** ..... D7/354–361,  
D7/393–395, 401.2, 664; D8/107, 300, 303,  
D8/307, 313, 321; D4/138, 129; 16/421,  
16/430, 431, 110.1, 407; 220/573.1–573.5,  
220/752, 753, 755, 756, 759, 767, 771, 912  
See application file for complete search history.

(56) **References Cited**

**U.S. PATENT DOCUMENTS**

|            |   |         |             |       |        |
|------------|---|---------|-------------|-------|--------|
| D482,567 S | * | 11/2003 | Demers      | ..... | D7/395 |
| D514,379 S | * | 2/2006  | Kerr et al. | ..... | D7/395 |
| D555,425 S | * | 11/2007 | Rae         | ..... | D7/395 |
| D560,426 S | * | 1/2008  | Prakasa     | ..... | D7/395 |
| D560,428 S | * | 1/2008  | Prakasa     | ..... | D7/395 |
| D560,429 S | * | 1/2008  | Prakasa     | ..... | D7/395 |
| D567,579 S | * | 4/2008  | Rae         | ..... | D7/393 |
| D569,682 S | * | 5/2008  | Prakasa     | ..... | D7/393 |
| D575,982 S | * | 9/2008  | Rae         | ..... | D7/393 |

|            |   |         |                  |       |        |
|------------|---|---------|------------------|-------|--------|
| D581,721 S | * | 12/2008 | Rae              | ..... | D7/360 |
| D592,452 S | * | 5/2009  | Tetreault        | ..... | D7/395 |
| D593,794 S | * | 6/2009  | Rae              | ..... | D7/395 |
| D596,897 S | * | 7/2009  | Tetreault et al. | ..... | D7/395 |
| D596,898 S | * | 7/2009  | Tetreault et al. | ..... | D7/395 |

\* cited by examiner

*Primary Examiner*—Cynthia M Chin  
(74) *Attorney, Agent, or Firm*—Edward S. Sherman

(57) **CLAIM**

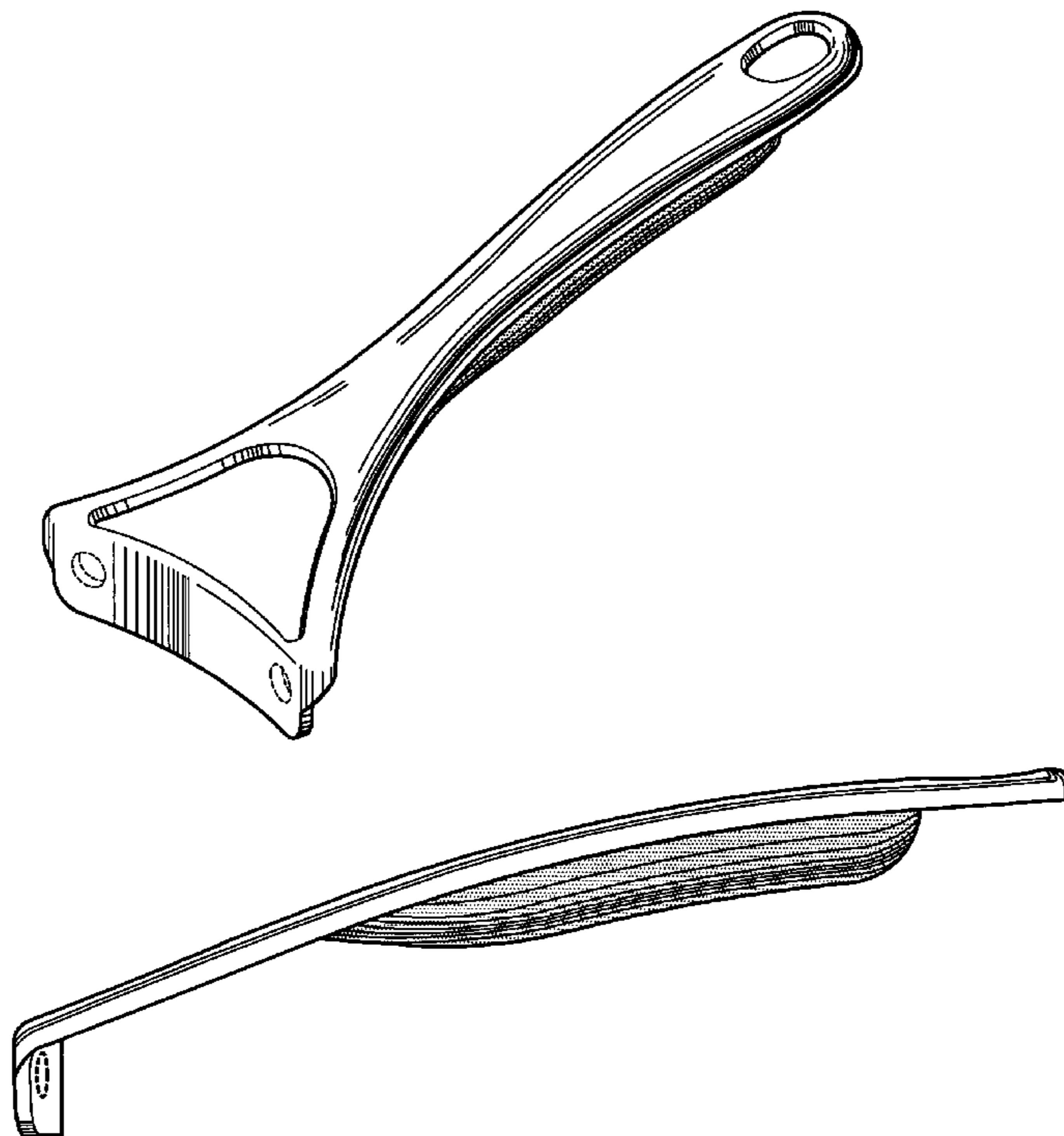
The ornamental design for a bottom grip cookware handle, as shown and described.

**DESCRIPTION**

FIG. 1 is a perspective view from above of the “bottom grip cookware handle”, showing my new design;  
FIG. 2 is a top plan view thereof;  
FIG. 3 is a front elevation view thereof;  
FIG. 4 is a side elevation view thereof;  
FIG. 5 is a bottom plan view thereof; and,  
FIG. 6 is a back elevation view.

The broken lines in FIGS. 1, 3, 4, 5 and 6 immediately adjacent the shaded areas represent the bounds of the claim and all other broken lines represent unclaimed portions of the design. None of the broken lines form a part of the claimed design.

**1 Claim, 3 Drawing Sheets**



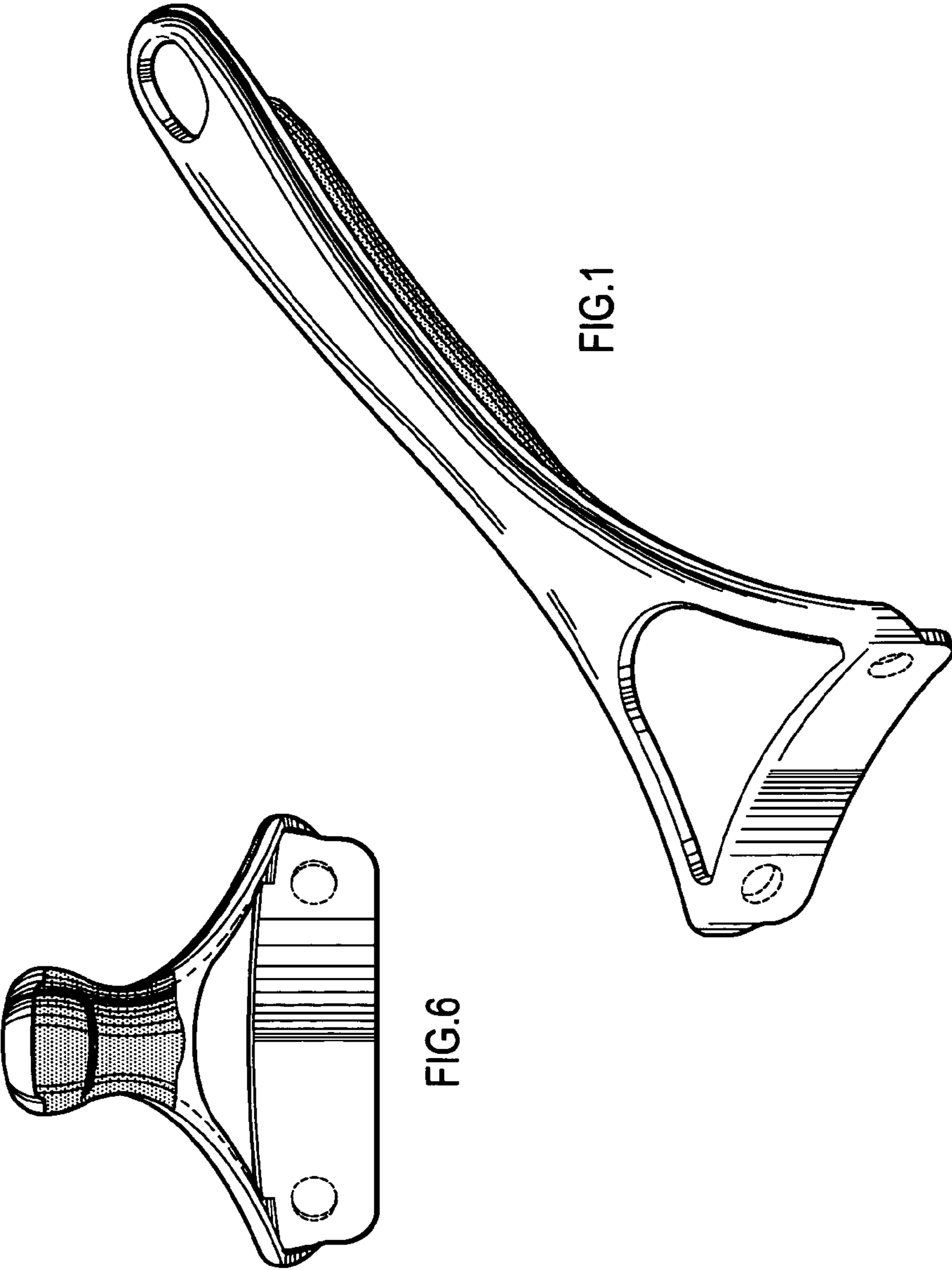


FIG.1

FIG.6

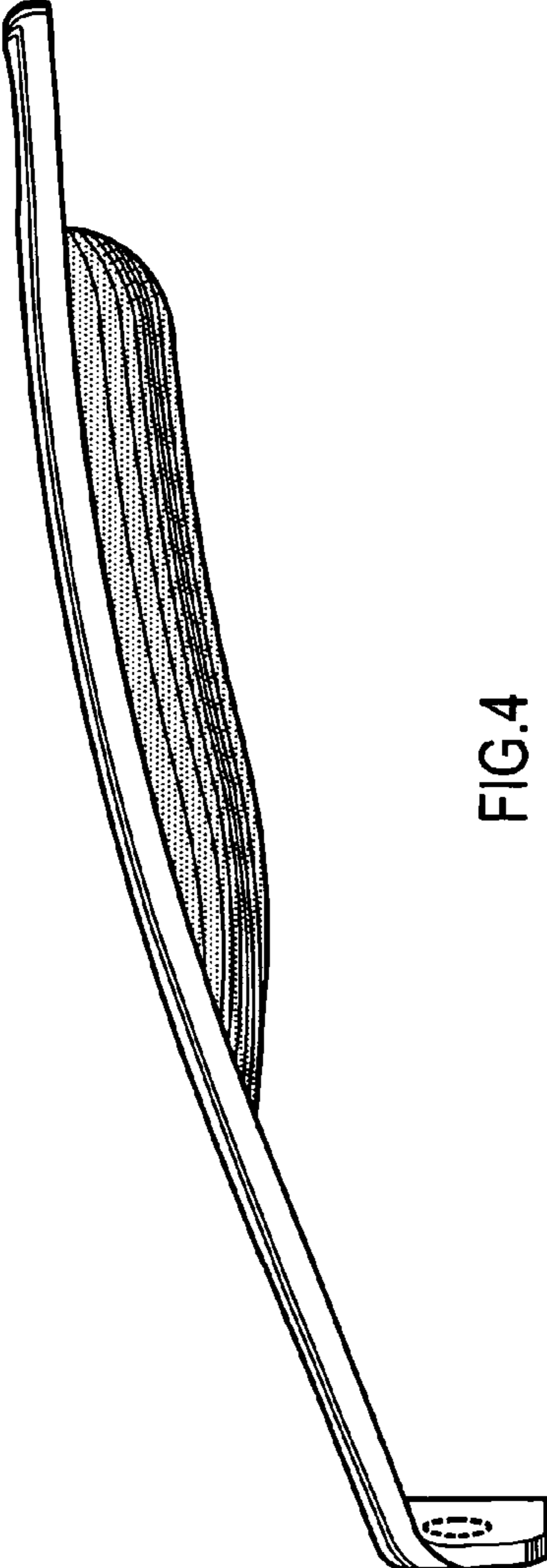


FIG. 4

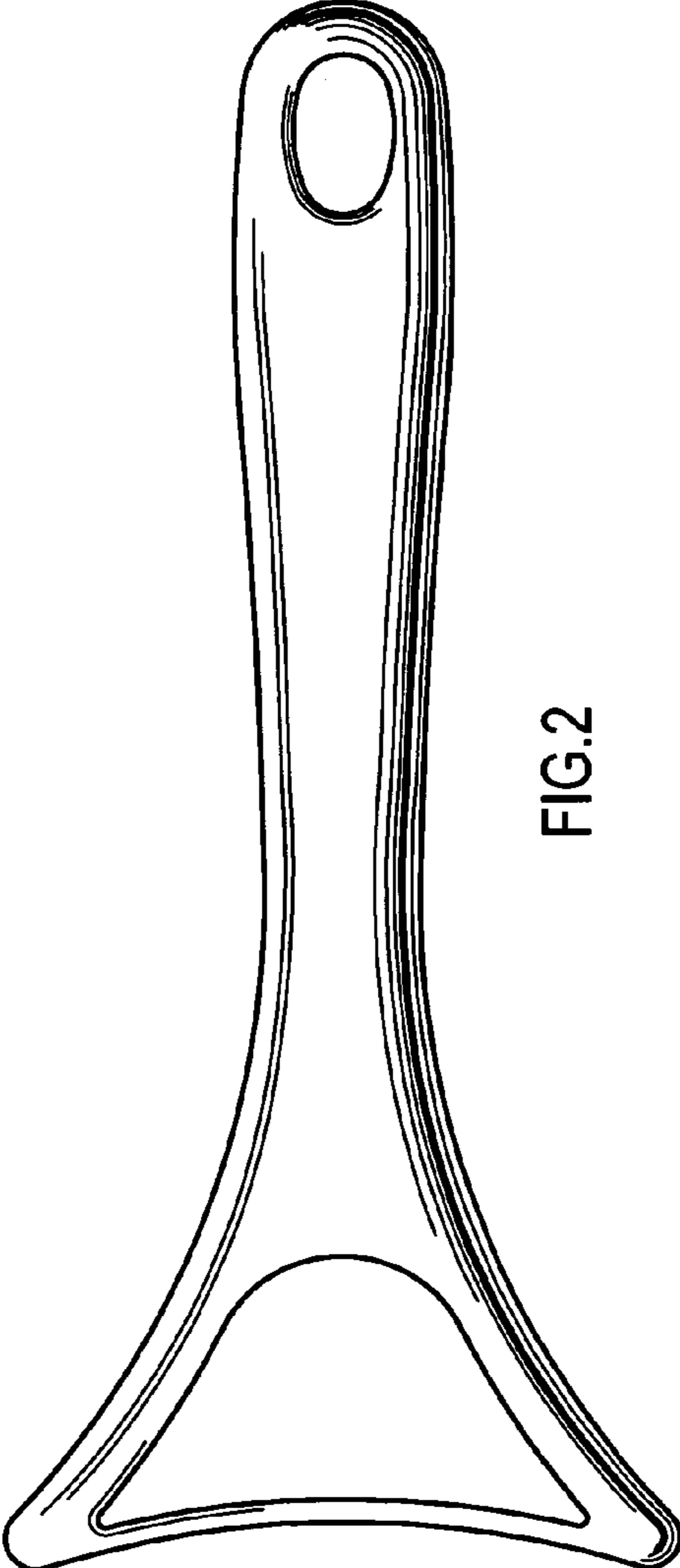


FIG. 2

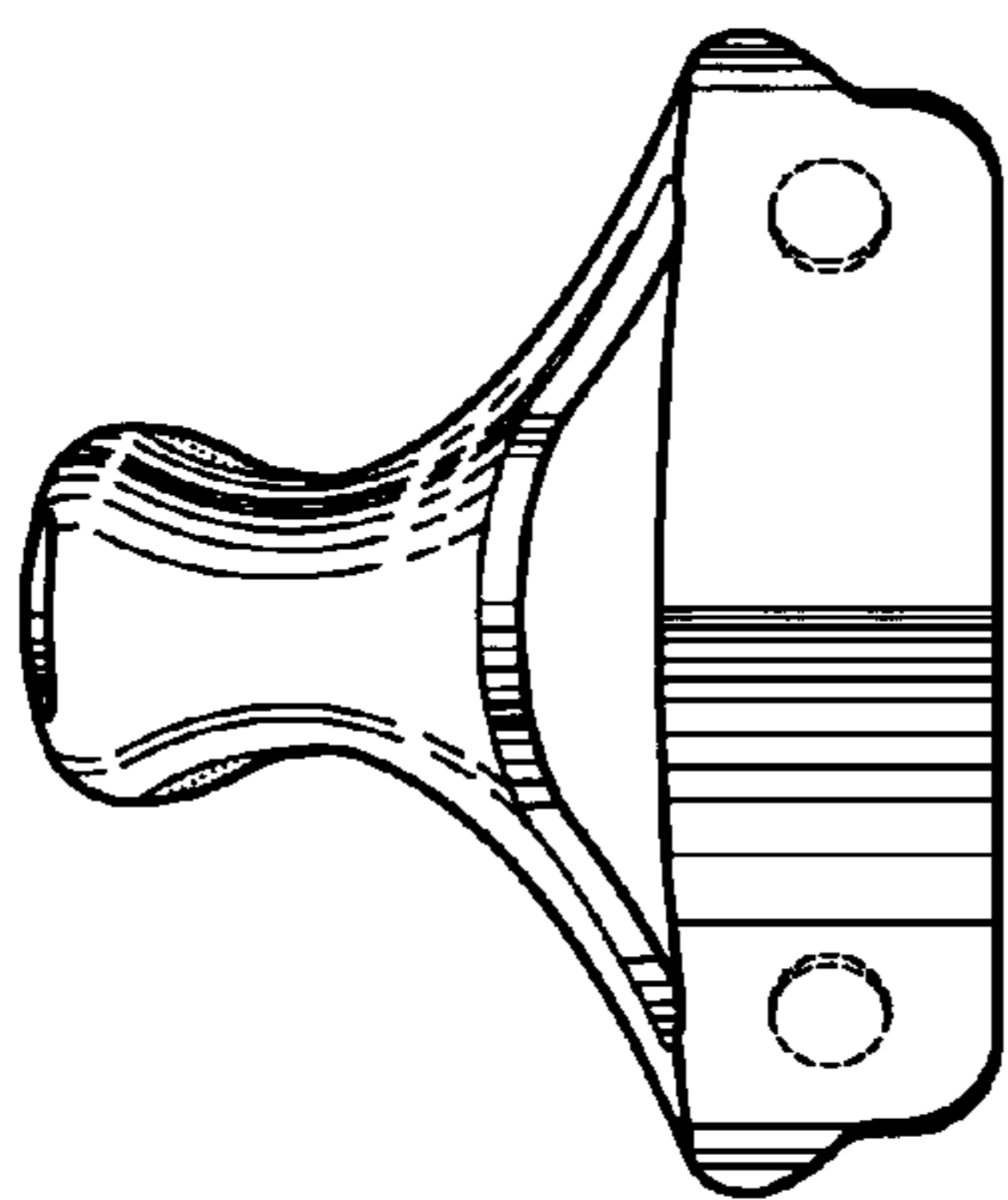


FIG.3

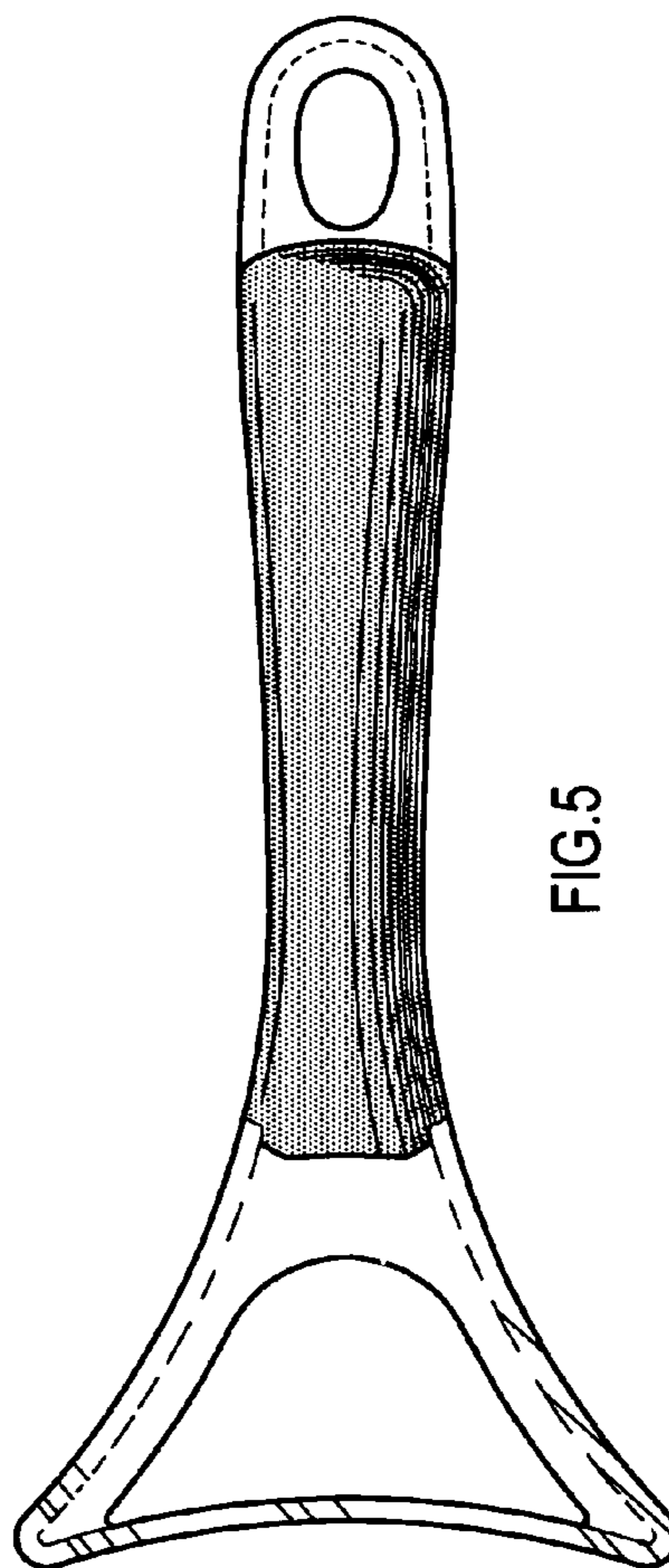


FIG.5