



US00D618044S

(12) **United States Design Patent**  
**Li**

(10) **Patent No.:** **US D618,044 S**  
(45) **Date of Patent:** **\*\* Jun. 22, 2010**

(54) **COOKING CONTAINER**

(76) Inventor: **Yangde Li**, Yinquan Industrial Zone,  
Qingxi Town, Dongguan (CN) 523662

(\*\*) Term: **14 Years**

(21) Appl. No.: **29/353,037**

(22) Filed: **Dec. 31, 2009**

(30) **Foreign Application Priority Data**

Jul. 31, 2009 (CN) ..... 2009 3 0196233

(51) **LOC (9) Cl.** ..... **07-02**

(52) **U.S. Cl.** ..... **D7/360; D7/354**

(58) **Field of Classification Search** ..... D7/323,  
D7/330-331, 339, 347, 350-367, 378-379,  
D7/383-384, 391-395, 538-545; 99/324-325,  
99/329 R, 330-339, 400, 412-413, 425, 448,  
99/451; 219/432-433, 438-441, 620-622,  
219/725-730; 220/203.1, 203.07, 203.09,  
220/298, 303, 316, 356.1, 573.1-574, 769,  
220/912

See application file for complete search history.

(56) **References Cited**

**U.S. PATENT DOCUMENTS**

D20,815 S \* 6/1891 Dean ..... D7/538  
D39,915 S \* 4/1909 Ahrenfeldt ..... D7/538  
D63,910 S \* 2/1924 Pitcairn ..... D7/539  
D96,141 S \* 7/1935 Smith ..... D7/542

D110,678 S \* 7/1938 Smith ..... D7/542  
D162,960 S \* 4/1951 Johnston ..... D7/360  
D174,605 S \* 4/1955 Ziskin ..... D7/542  
D264,793 S \* 6/1982 Blake ..... D7/539  
D286,488 S \* 11/1986 Broere ..... D7/542  
D523,694 S \* 6/2006 Czebiniak ..... D7/542  
D572,524 S \* 7/2008 Baker ..... D7/360  
D587,065 S \* 2/2009 Loring ..... D7/391  
D589,295 S \* 3/2009 Rohrer ..... D7/360

\* cited by examiner

*Primary Examiner*—Caron Veynar

*Assistant Examiner*—Ricky Pham

(74) *Attorney, Agent, or Firm*—Matthias Scholl P.C.;  
Matthias Scholl

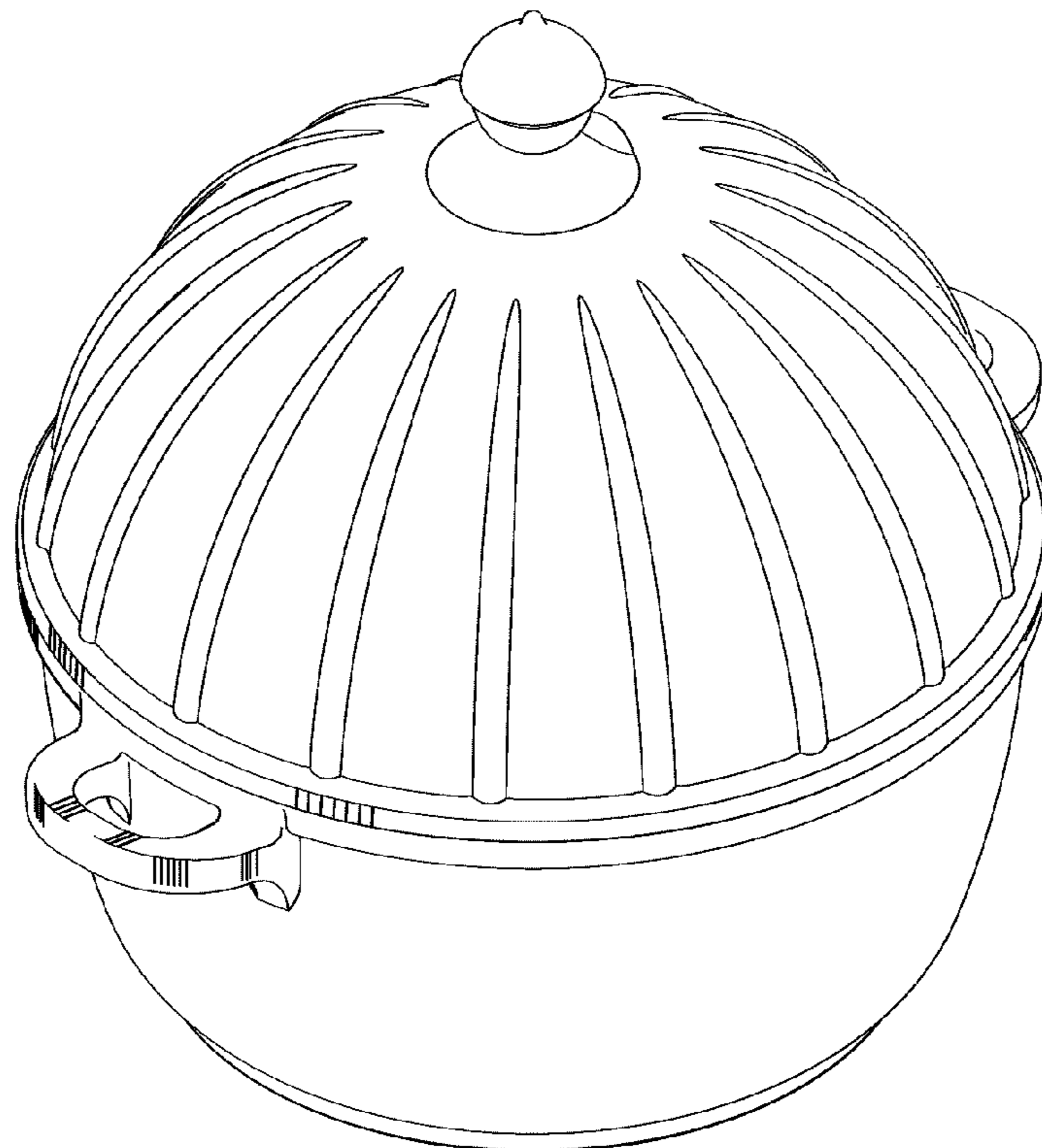
(57) **CLAIM**

The ornamental design for a cooking container, as shown and described.

**DESCRIPTION**

FIG. 1 is a front elevational view of a cooking container;  
FIG. 2 is a left side elevational view thereof;  
FIG. 3 is a right side elevational view thereof;  
FIG. 4 is a rear elevational view thereof;  
FIG. 5 is a top plan view thereof;  
FIG. 6 is a bottom view thereof; and,  
FIG. 7 is a prospective view thereof.

**1 Claim, 7 Drawing Sheets**








FIG. 1



**FIG. 2**



**FIG. 3**




FIG. 4




FIG. 5

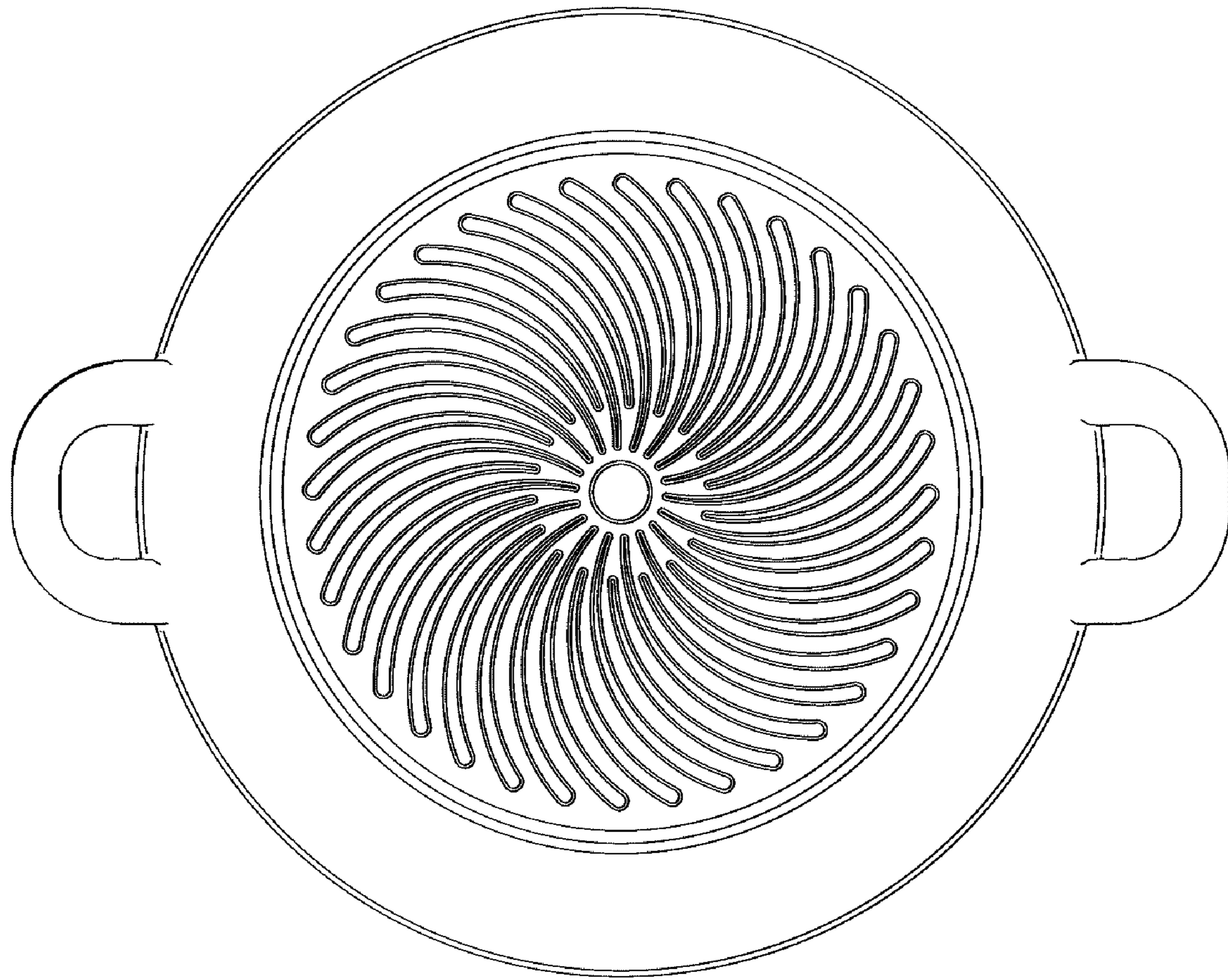


FIG. 6

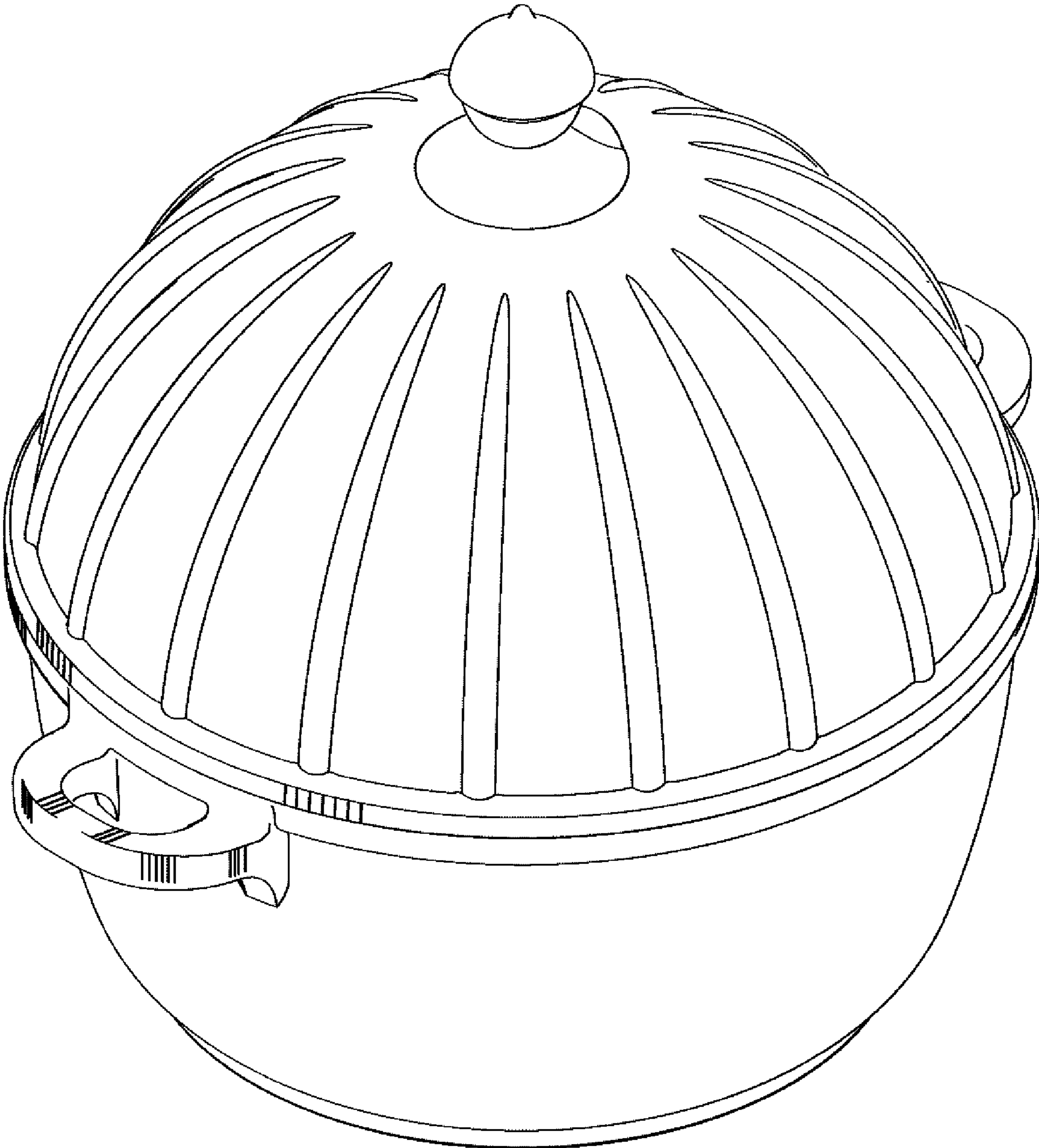


FIG. 7