



US00D618043S

(12) **United States Design Patent**  
**Zemel**

(10) **Patent No.:** **US D618,043 S**  
(45) **Date of Patent:** **\*\* Jun. 22, 2010**

- (54) **FOLDABLE COOKING SHEET**
- (75) Inventor: **Marc Zemel**, Melville, NY (US)
- (73) Assignee: **Mr. Bar-B-Q-, Inc.**, Old Bethpage, NY (US)
- (\*\*) Term: **14 Years**
- (21) Appl. No.: **29/358,306**
- (22) Filed: **Mar. 25, 2010**

- D566,556 S 4/2008 Baker
- D579,719 S 11/2008 King
- 7,478,589 B2 \* 1/2009 Woodland et al. .... 99/447
- D604,556 S \* 11/2009 Zemel ..... D7/359
- D608,146 S \* 1/2010 Zemel ..... D7/409
- 2006/0150827 A1 7/2006 Bruno

\* cited by examiner

*Primary Examiner*—Caron Veynar  
*Assistant Examiner*—Ricky Pham  
(74) *Attorney, Agent, or Firm*—Seth Natter; Natter & Natter

- (51) **LOC (9) Cl.** ..... **07-02**
- (52) **U.S. Cl.** ..... **D7/359**
- (58) **Field of Classification Search** ..... D7/323,  
D7/332, 334, 338, 352–361, 393–395, 402,  
D7/407–410, 456, 688; 99/349, 396, 400,  
99/422, 425–426, 444–447, 449–450; 126/1 R,  
126/9 A, 9 B, 25 R, 39 N, 39 K, 41 R, 332;  
206/426, 587; 219/730; 220/573.1  
See application file for complete search history.

(57) **CLAIM**

The ornamental design for a foldable cooking sheet, as shown and described.

**DESCRIPTION**

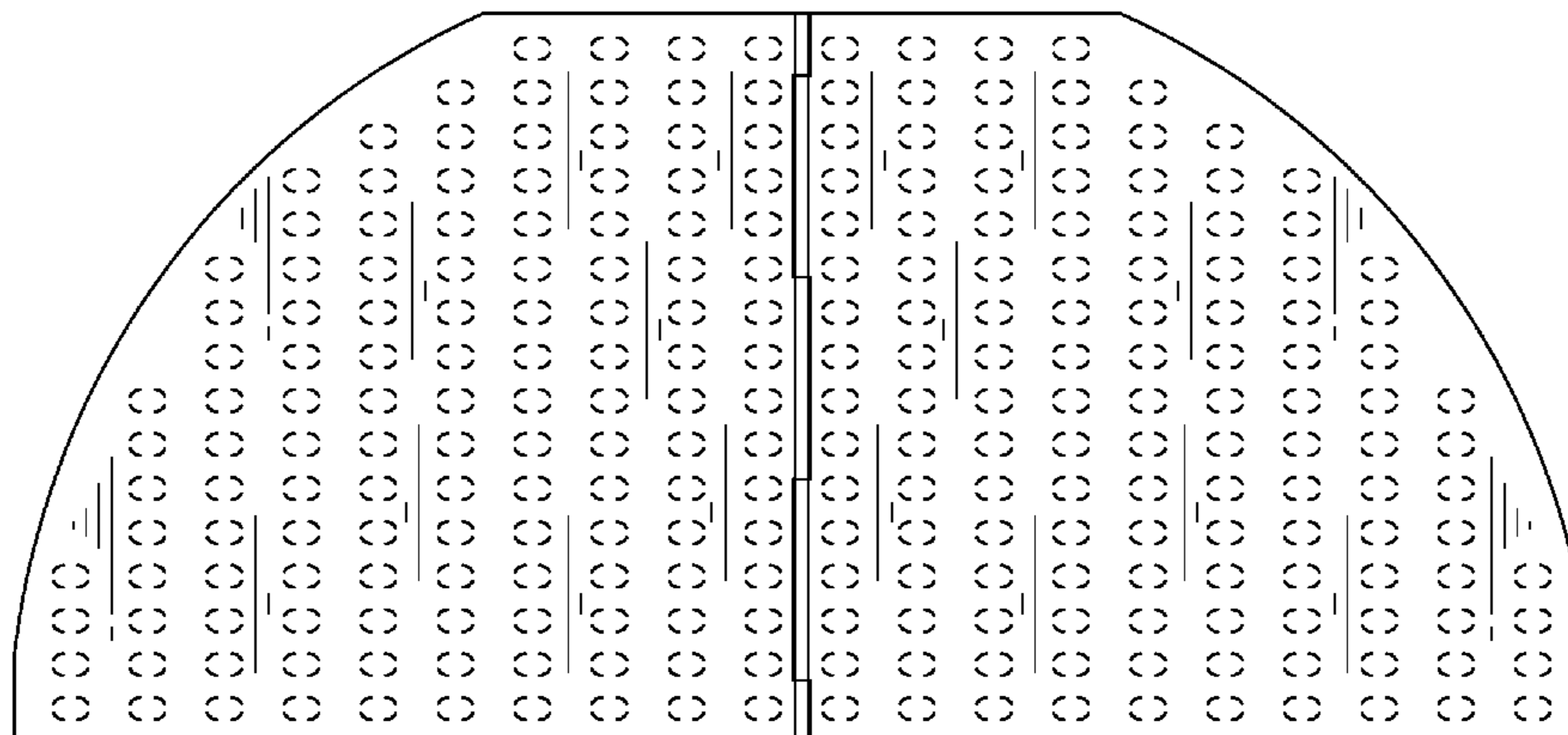
FIG. 1 is a top plan view of a foldable cooking sheet showing my new design;  
 FIG. 2 is a bottom view thereof;  
 FIG. 3 is a front elevational view thereof;  
 FIG. 4 is an enlarged scale fragmentary front elevational view thereof;  
 FIG. 5 is a rear elevational view thereof;  
 FIG. 6 is a left side elevational view thereof, the opposite side being a mirror image;  
 FIG. 7 is a top plan view thereof with panels folded over one another;  
 FIG. 8 is a bottom view thereof with the panels in their FIG. 7 position;  
 FIG. 9 is a front elevational view thereof with the panels in their FIG. 7 position;  
 FIG. 10 is a rear elevational view thereof with the panels in their FIG. 7 position;  
 FIG. 11 is a right, side elevational view thereof with the panels in their FIG. 7 position; and,  
 FIG. 12 is a left side elevational view thereof with the panels in their FIG. 7 position.

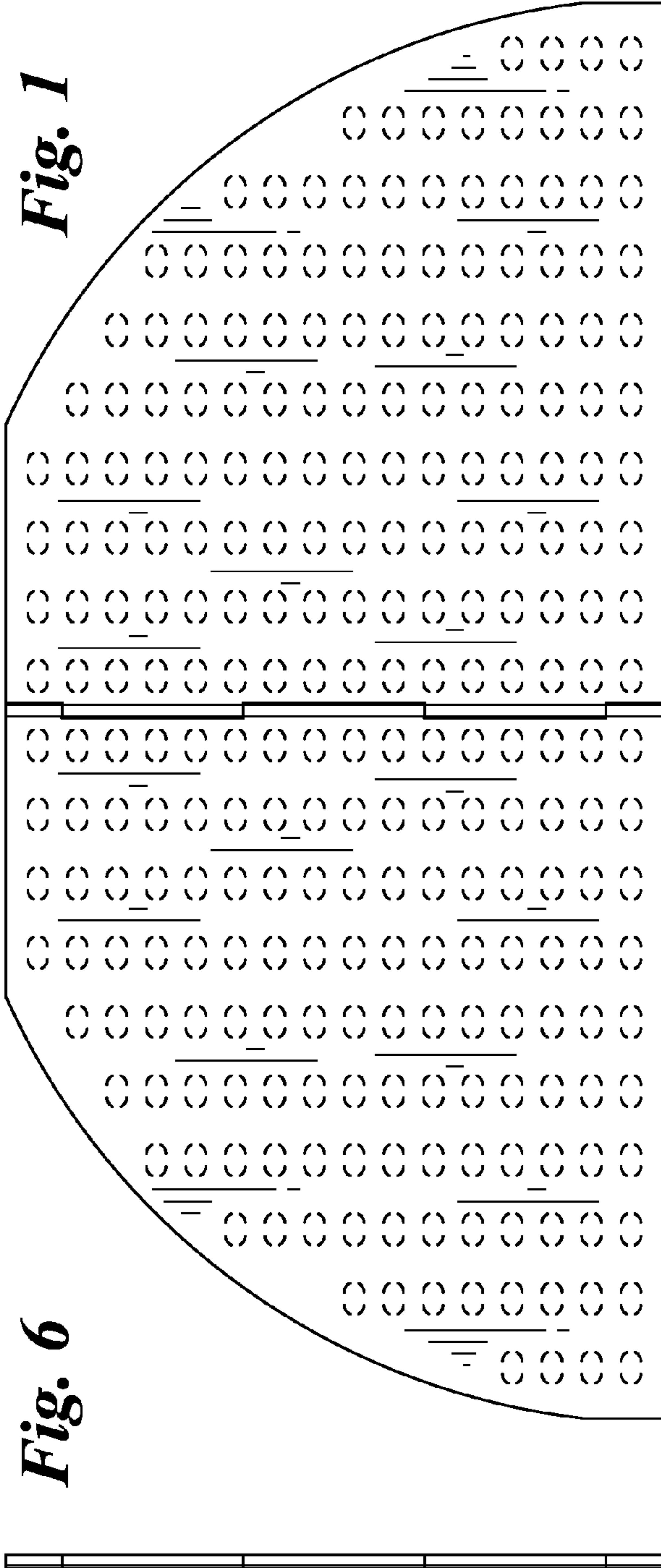
(56) **References Cited**

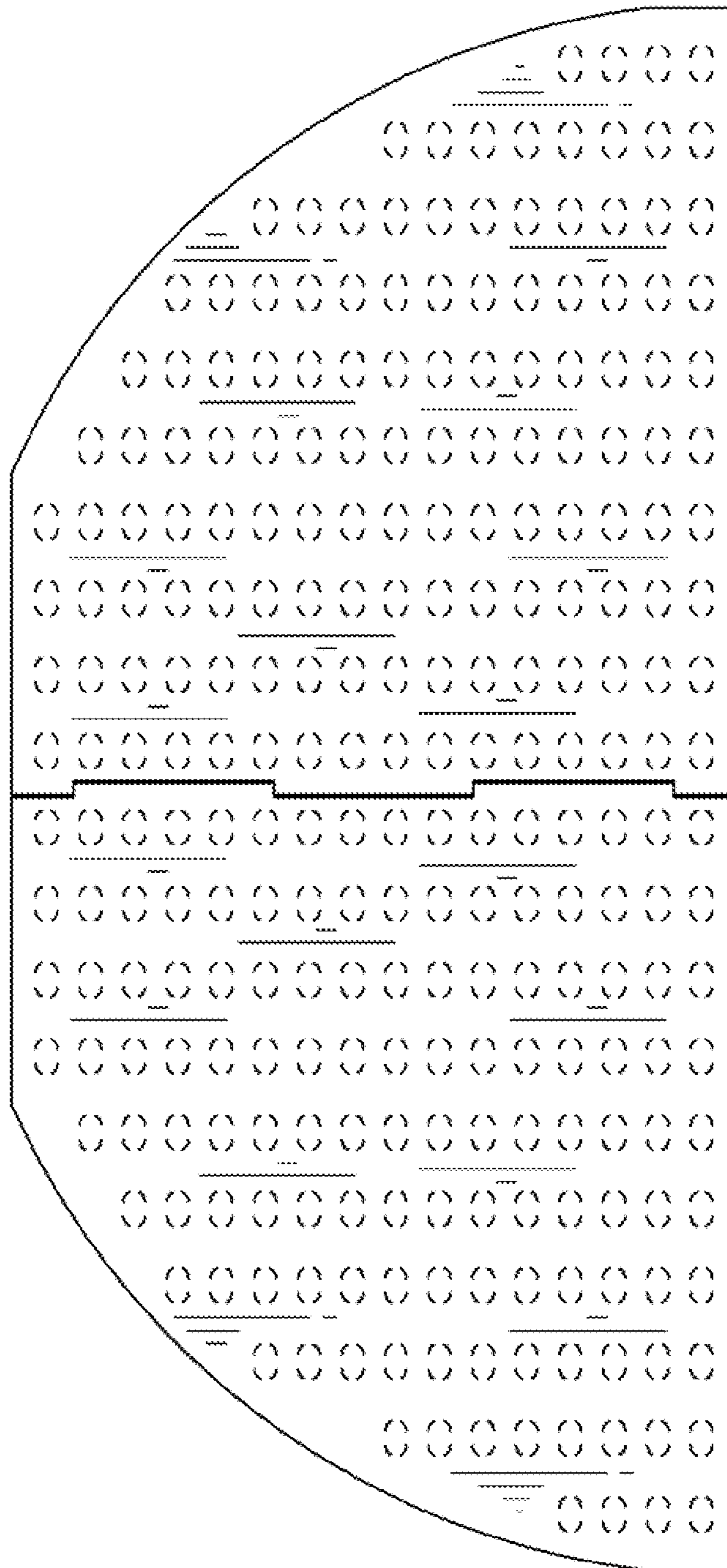
U.S. PATENT DOCUMENTS

- 2,744,624 A 5/1956 Hoogstoel
- 3,722,402 A 3/1973 Plumley
- 4,784,109 A 11/1988 Korpan
- D311,339 S 10/1990 Weed
- 5,211,105 A \* 5/1993 Liu ..... 99/446
- D340,835 S 11/1993 Lupa
- D344,434 S 2/1994 Endara
- 5,447,097 A 9/1995 Rhee
- 5,605,143 A 2/1997 Hebert
- D390,062 S \* 2/1998 Bohannon ..... D7/359
- 5,839,361 A 11/1998 Richter
- D404,968 S 2/1999 Lin
- 5,911,812 A 6/1999 Stanek
- 5,974,954 A 11/1999 Rigney
- 5,983,786 A 11/1999 Brown
- 6,024,081 A \* 2/2000 Libertini, Jr. .... 126/41 R
- 6,065,394 A 5/2000 Gelderman
- D443,795 S \* 6/2001 Rimback ..... D7/402
- D446,683 S 8/2001 Pai
- 6,481,343 B1 11/2002 Rigney
- 6,966,253 B2 11/2005 Witzel

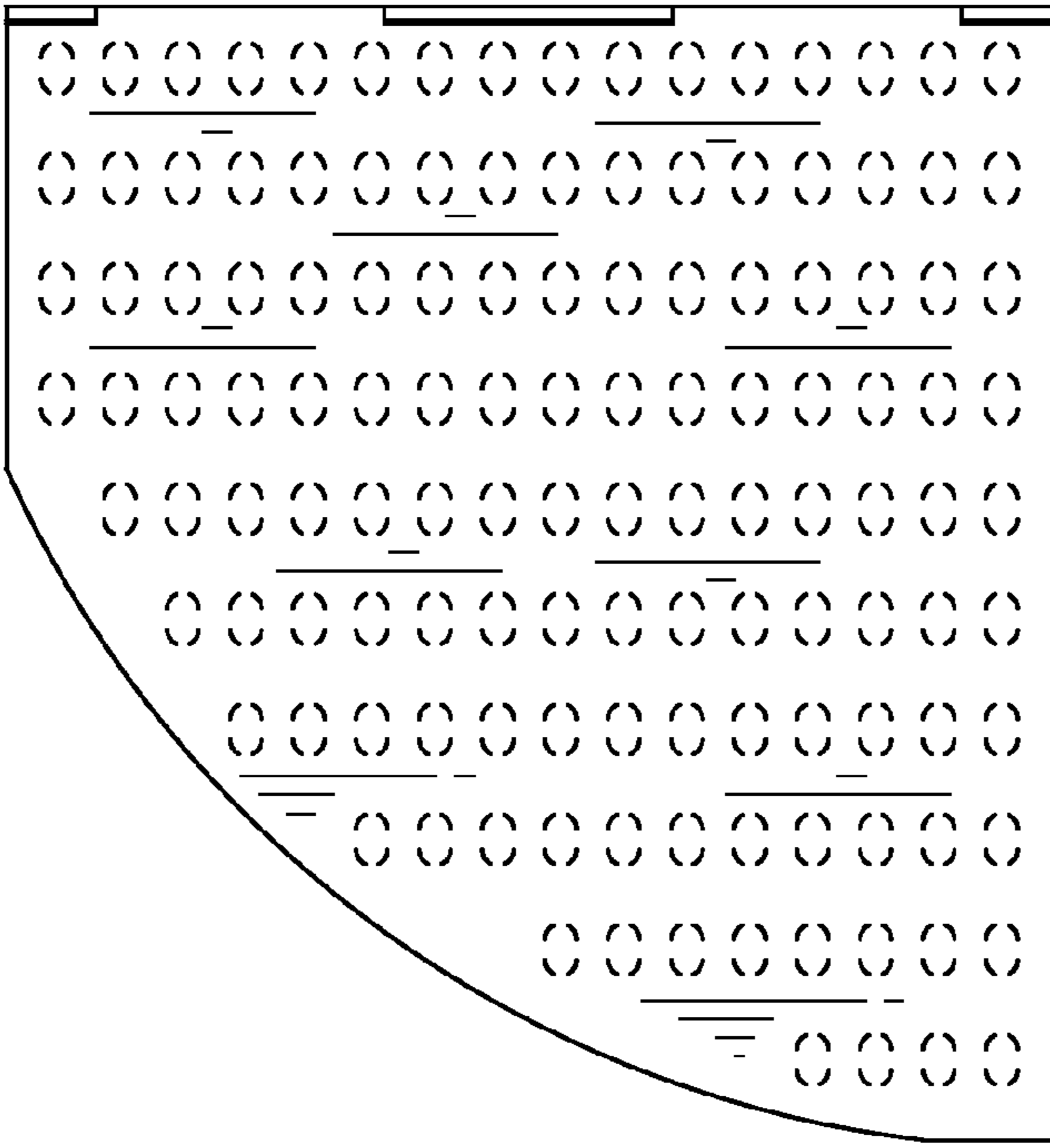

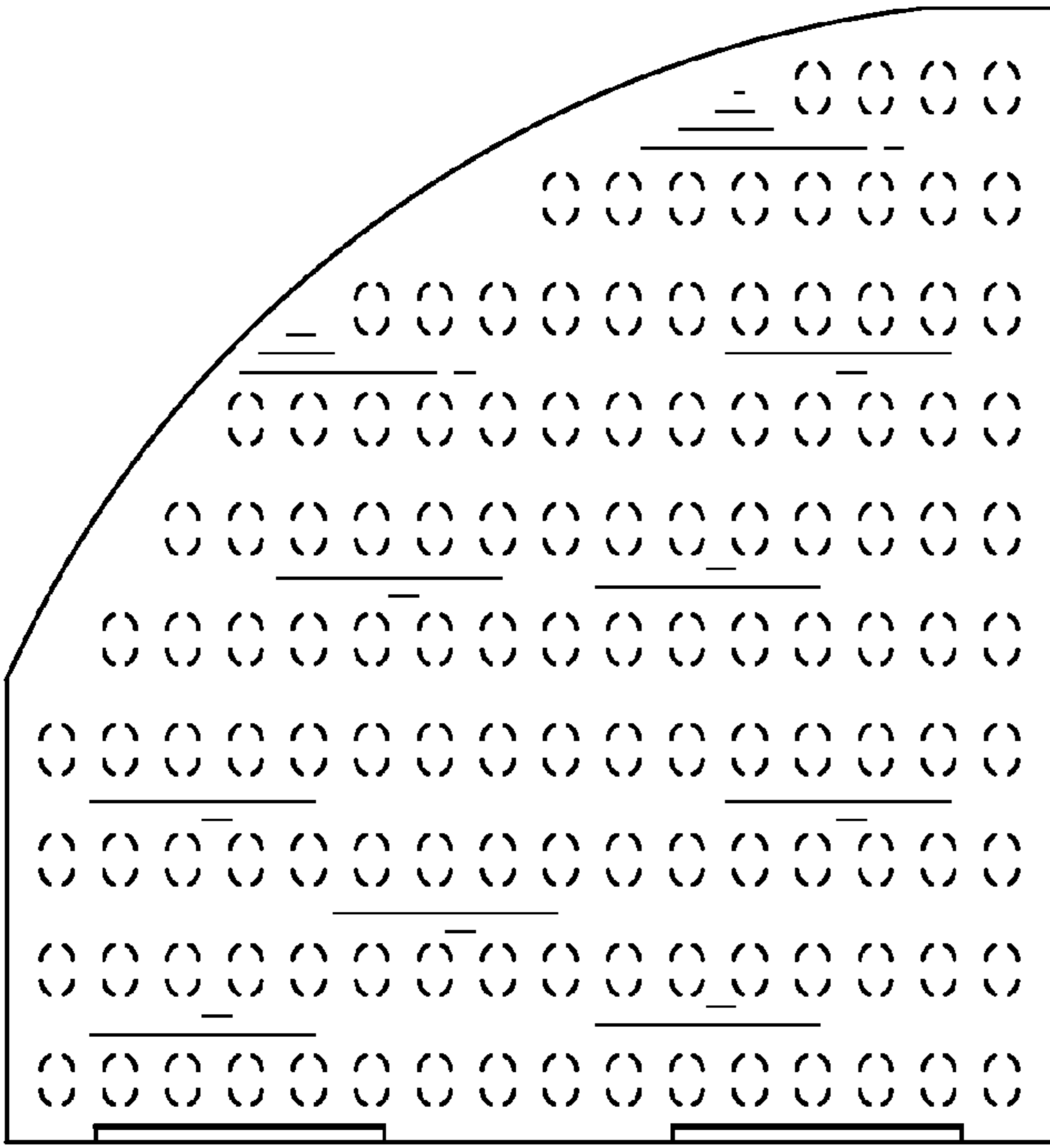
**1 Claim, 3 Drawing Sheets**







*Fig. 2*



**Fig. 7**

**Fig. 8**

**Fig. 9**

**Fig. 10**



**Fig. 11**



**Fig. 12**