



US00D618023S

(12) **United States Design Patent**
Goodman et al.

(10) **Patent No.:** **US D618,023 S**
(45) **Date of Patent:** **** Jun. 22, 2010**

(54) **OVER-THE-DRAWER/CABINET TOWEL BAR**

D582,708 S * 12/2008 Goodman et al. D6/513
D608,574 S * 1/2010 Goodman et al. D6/513

(75) Inventors: **Sheldon H. Goodman**, Solon, OH (US);
Omer I. Sazir, Cleveland, OH (US);
Patrick Triato, Tremont, OH (US)

* cited by examiner

(73) Assignee: **Spectrum Diversified Designs, Inc.**,
Streetsboro, OH (US)

Primary Examiner—Brian N Vinson
(74) *Attorney, Agent, or Firm*—Pearne & Gordon LLP

(**) Term: **14 Years**

(21) Appl. No.: **29/341,402**

(57) **CLAIM**

The ornamental design for an over-the-drawer/cabinet towel bar, as shown and described.

(22) Filed: **Aug. 5, 2009**

DESCRIPTION

(51) **LOC (9) Cl.** **06-04**

(52) **U.S. Cl.** **D6/549; D6/513**

(58) **Field of Classification Search** D6/512–514,
D6/553, 567, 548, 549; 211/13.1, 34–39,
211/85.31, 113; 248/309.1, 309.2

See application file for complete search history.

FIG. 1 is a perspective view of an over-the-drawer/cabinet towel bar showing our new design;

FIG. 2 is a top plan view thereof;

FIG. 3 is a front elevational view thereof;

FIG. 4 is a right side elevational view thereof, the left side elevational view being a mirror image;

FIG. 5 is a bottom plan view thereof; and,

FIG. 6 is a rear elevational view thereof.

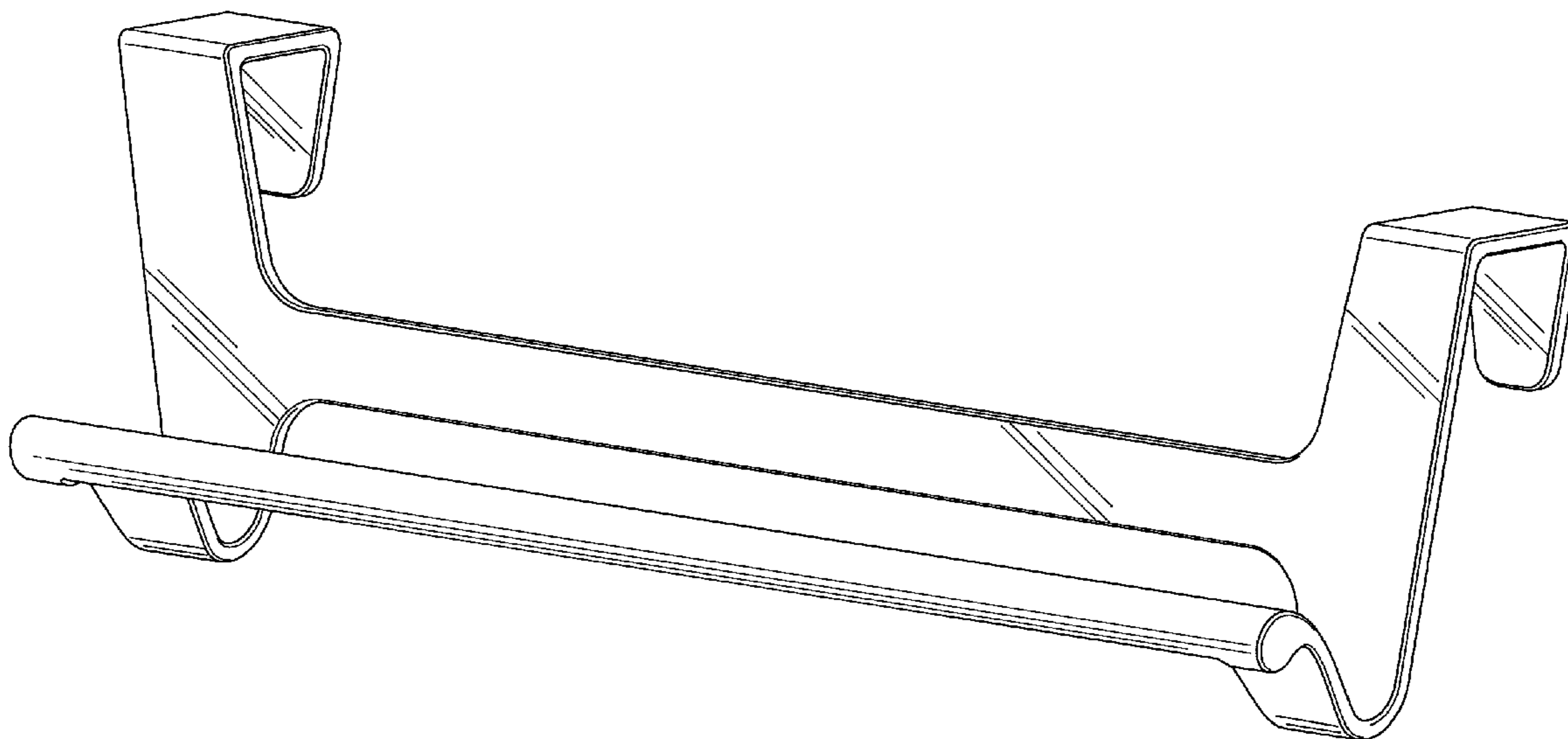
The dotted line showing in the drawings illustrates material reduction recesses and forms no part of the claimed design.

(56) **References Cited**

U.S. PATENT DOCUMENTS

D354,412 S * 1/1995 Emery D6/514
D543,062 S * 5/2007 Snell D6/514
D570,631 S * 6/2008 Goodman et al. D6/514
D579,248 S * 10/2008 Goodman et al. D6/513

1 Claim, 2 Drawing Sheets



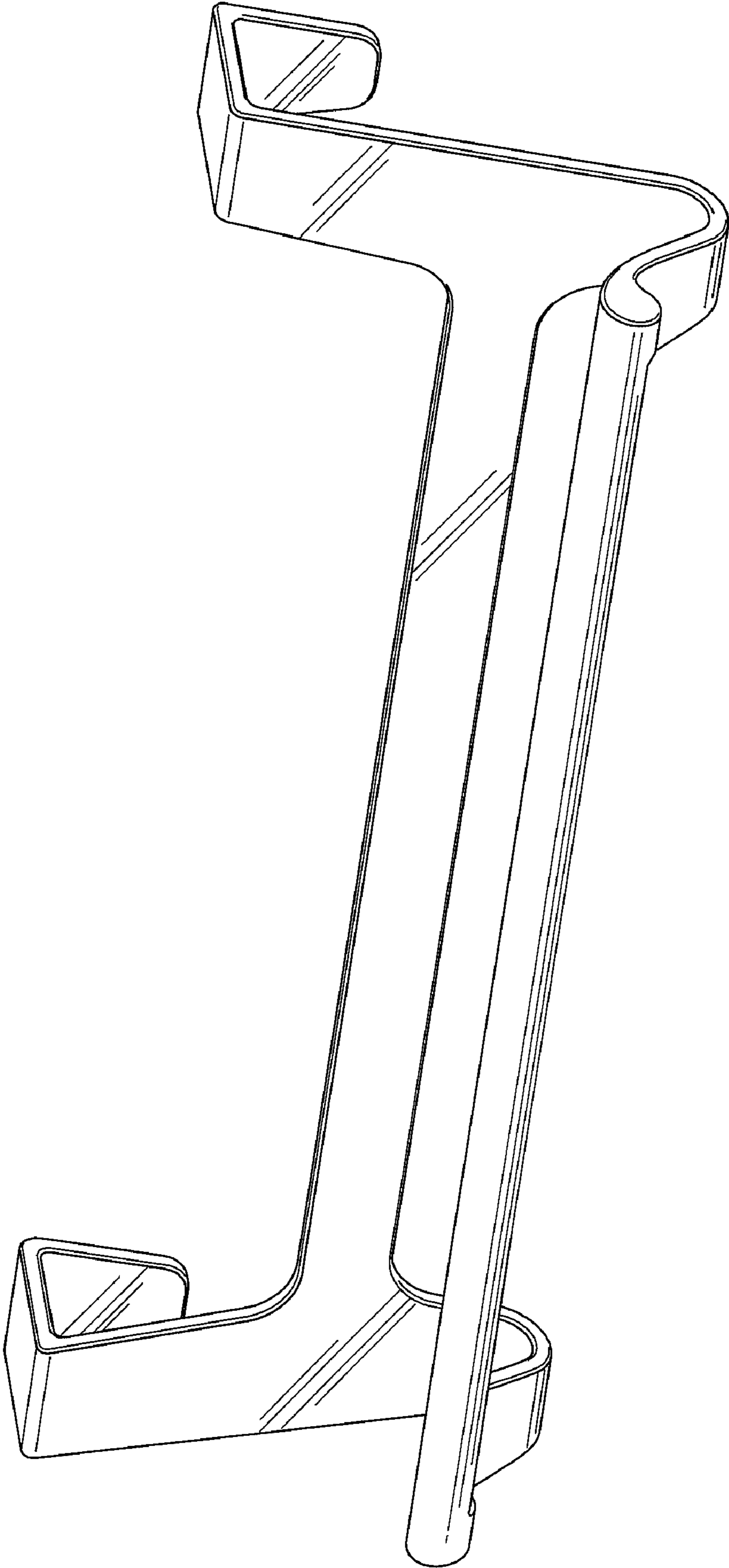


FIG. 1



FIG. 2

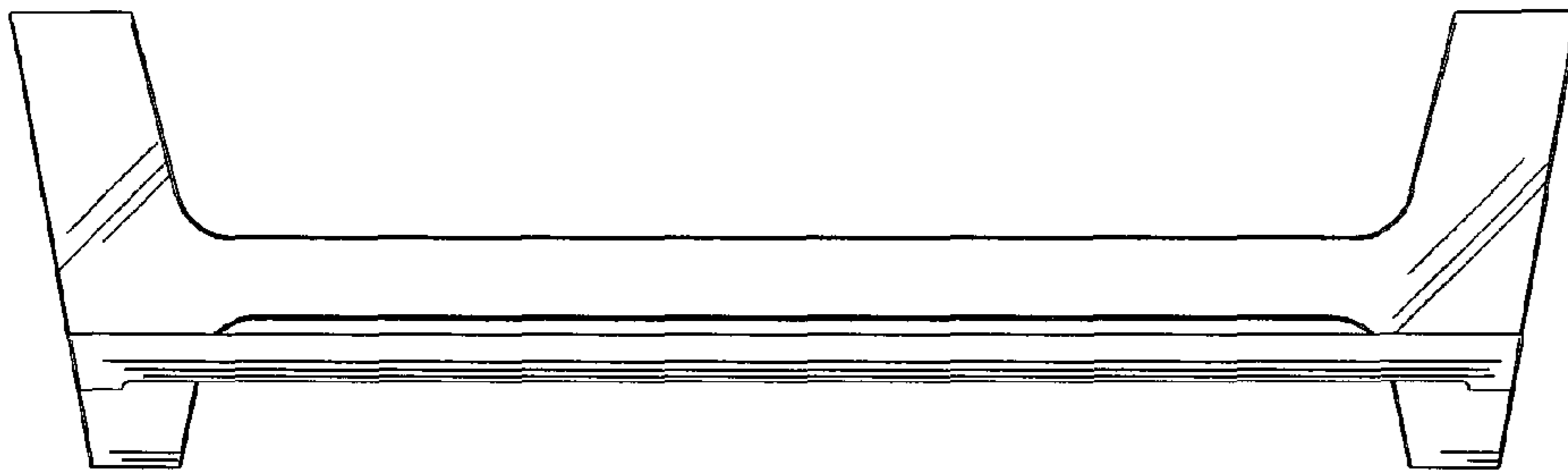


FIG. 3

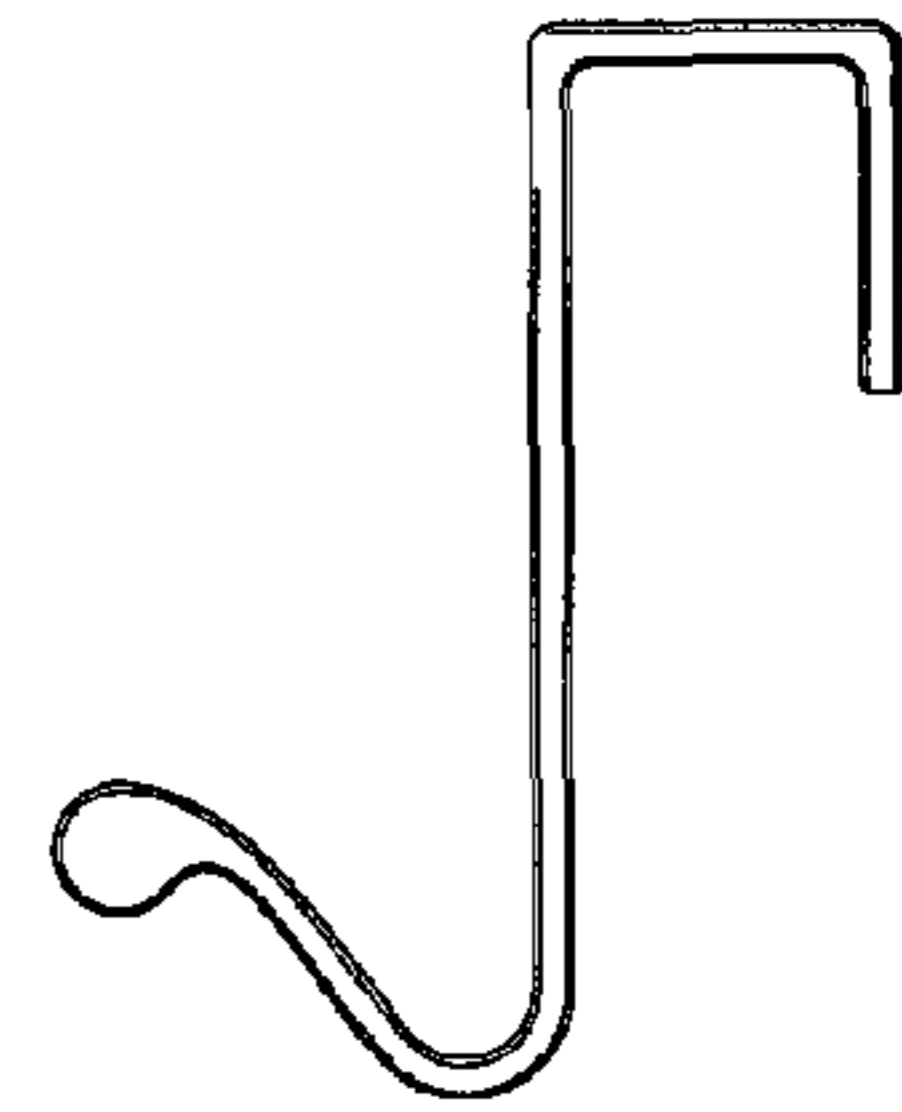


FIG. 4

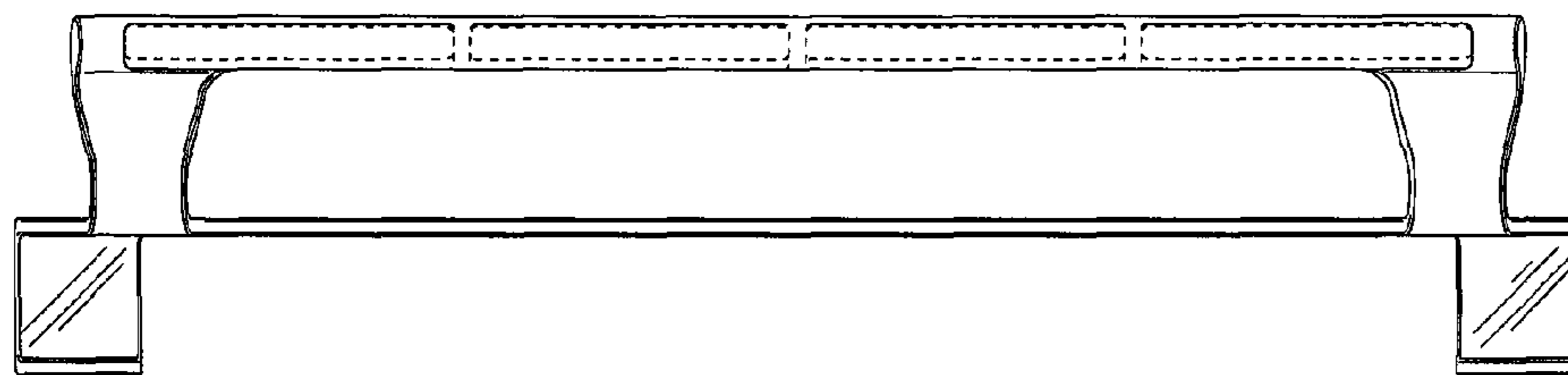


FIG. 5

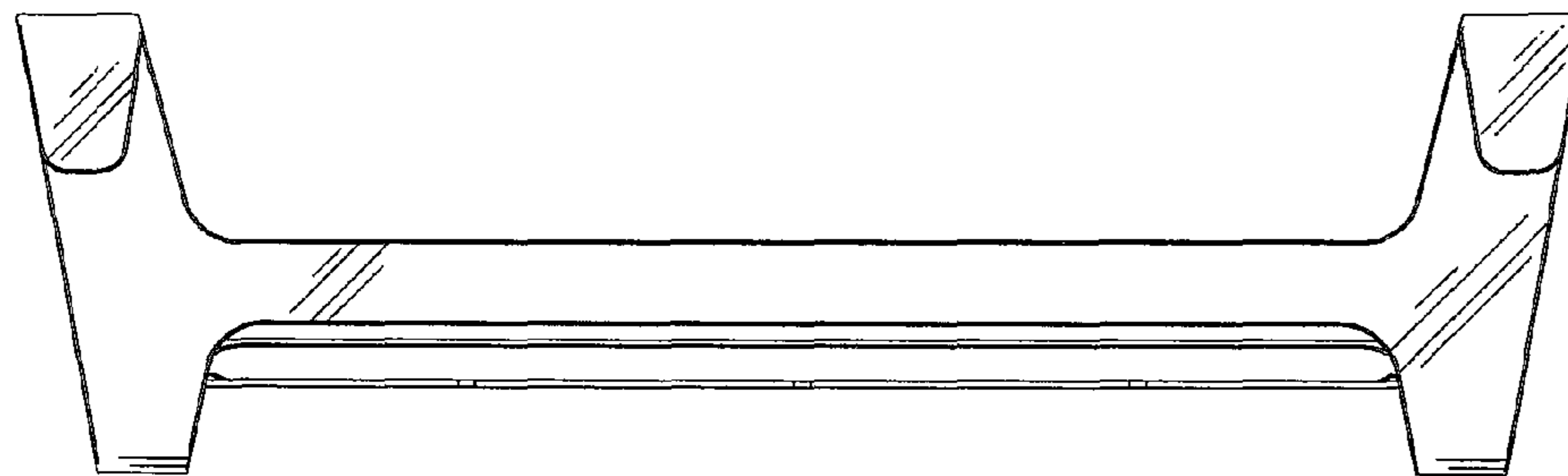


FIG. 6