



US00D618016S

(12) **United States Design Patent**
Metcalf et al.

(10) **Patent No.:** **US D618,016 S**
(45) **Date of Patent:** **** Jun. 22, 2010**

(54) **TABLE**

D567,527 S 4/2008 Galardo
D604,064 S * 11/2009 Garbin D6/480

(75) Inventors: **Keith E. Metcalf**, Jasper, IN (US);
Terry E. Carroll, Jasper, IN (US); **Neil D. Broeker**, Jasper, IN (US); **Beth A. Teder**, Jasper, IN (US)

(73) Assignee: **Kimball International, Inc.**, Jasper, IN (US)

(**) Term: **14 Years**

(21) Appl. No.: **29/354,262**

(22) Filed: **Jan. 21, 2010**

Related U.S. Application Data

(62) Division of application No. 29/337,890, filed on Jun. 1, 2009.

(51) **LOC (9) Cl.** **06-03**

(52) **U.S. Cl.** **D6/480; D6/422**

(58) **Field of Classification Search** D6/480-489,
D6/429-431, 495-499, 421-428, 349, 355,
D6/422, 478; 108/150, 152, 153.1, 157.1,
108/161; 248/188, 188.1, 188.7, 188.8; 297/461,
297/462

See application file for complete search history.

(56) **References Cited**

U.S. PATENT DOCUMENTS

974,018 A * 10/1910 Binckley 108/146
D132,947 S * 7/1942 Banks D6/423
D185,544 S * 6/1959 Frey D6/447
3,093,410 A 6/1963 Wilson
3,127,216 A 3/1964 Clouse
D202,339 S 9/1965 McRee
D241,485 S 9/1976 Blodee
D452,624 S 1/2002 De Blois
D484,709 S 1/2004 Cronk et al.
D489,544 S 5/2004 Nastri
D540,569 S 4/2007 Bibi

OTHER PUBLICATIONS

Product Literature, Jofco, "Collective", at least as early as Jun. 1, 2009.

Product Literature, David Edward, "LSM", at least as early as Jun. 1, 2009.

Product Literature, Cabot Wrenn, "Lumos", at least as early as Jun. 1, 2009.

Product Literature, Krug, "Sera", at least as early as Jun. 1, 2009.

Product Literature, Martin Brattrud, "St. Germain", at least as early as Jun. 1, 2009.

Product Literature, Steelcase/Turnstone, "Jenny", at least as early as Jun. 1, 2009.

* cited by examiner

Primary Examiner—Janice E Seeger

(74) *Attorney, Agent, or Firm*—Baker & Daniels LLP

(57) **CLAIM**

The ornamental design for a table, as shown and described.

DESCRIPTION

FIG. 1 is a front perspective view of a table according to a first embodiment of our new design;

FIG. 2 is a front view thereof;

FIG. 3 is a right side view and left side view thereof;

FIG. 4 is a top view thereof; and

FIG. 5 is a rear view thereof.

FIG. 6 is a front perspective view of a table according to a second embodiment of our new design;

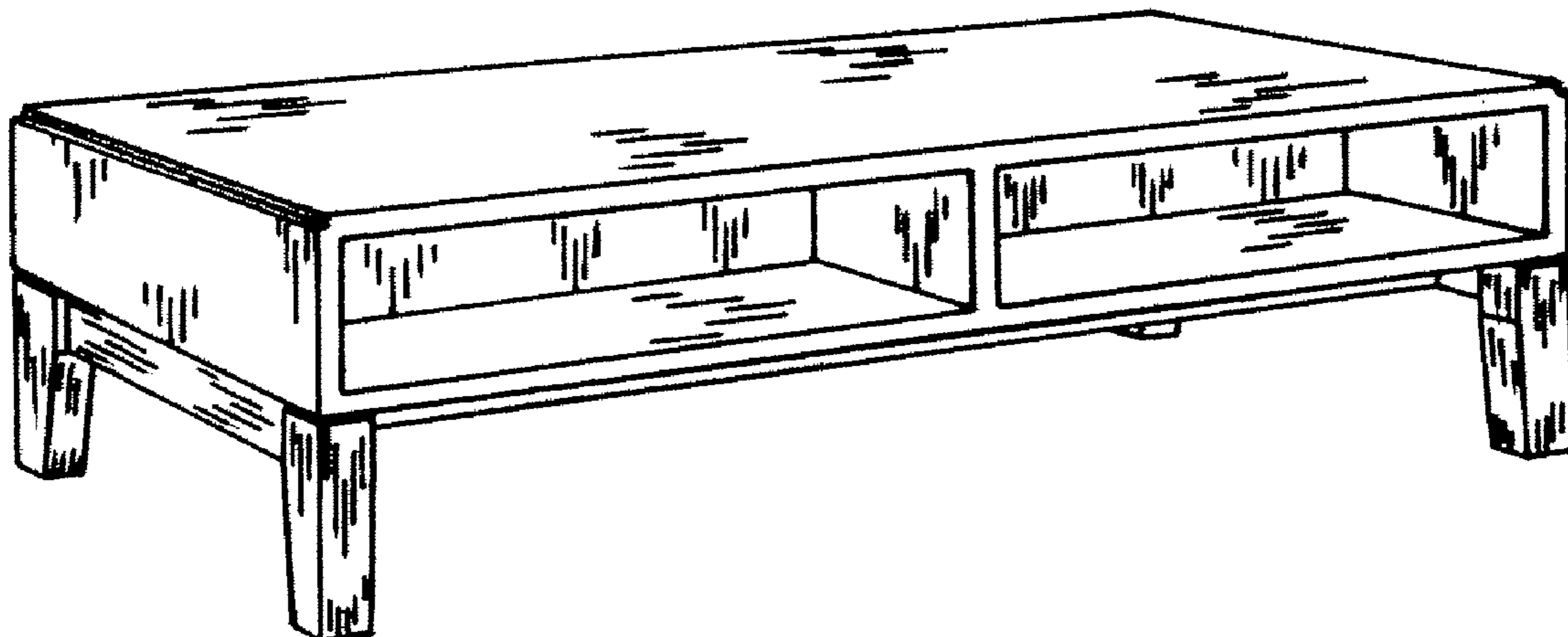
FIG. 7 is a front view thereof;

FIG. 8 is a right side view and left side view thereof;

FIG. 9 is a top view thereof; and,

FIG. 10 is a rear view thereof.

1 Claim, 4 Drawing Sheets



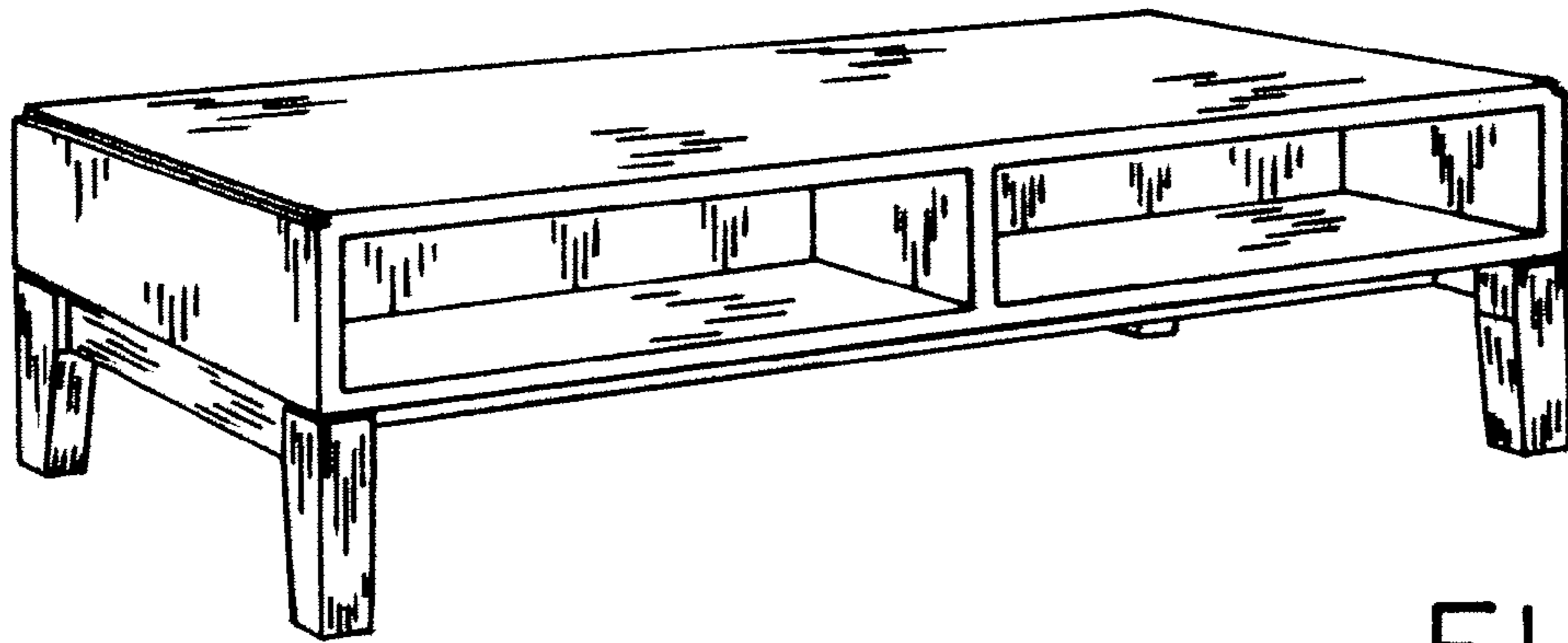


FIG. 1

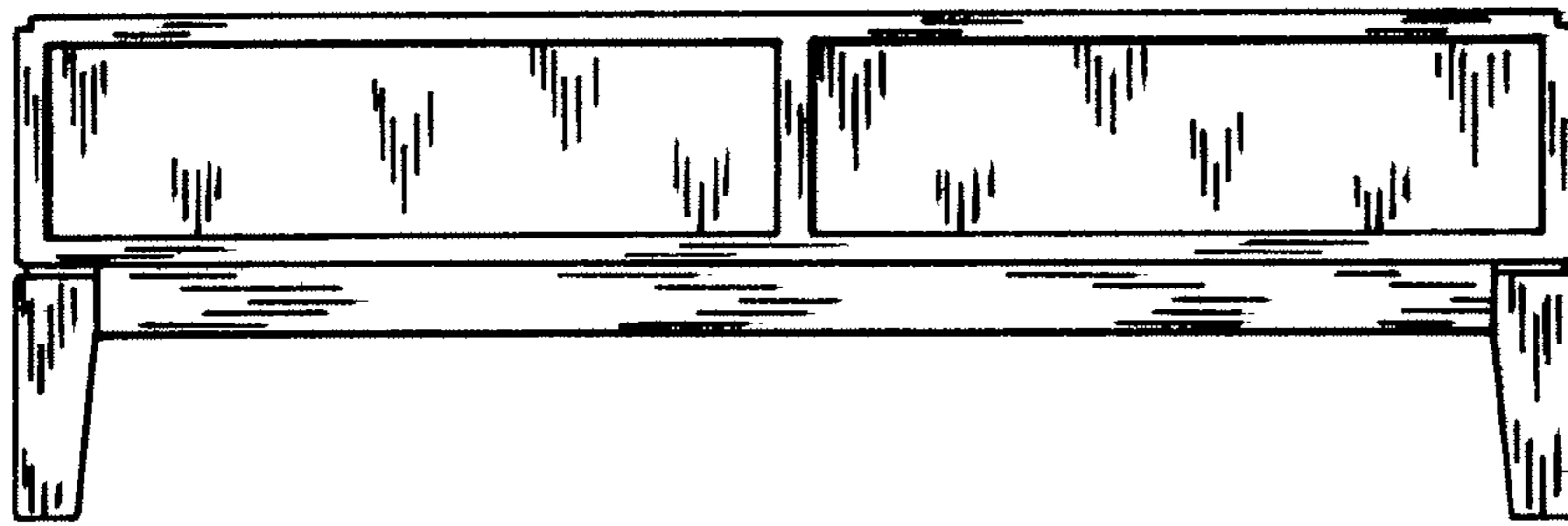


FIG. 2

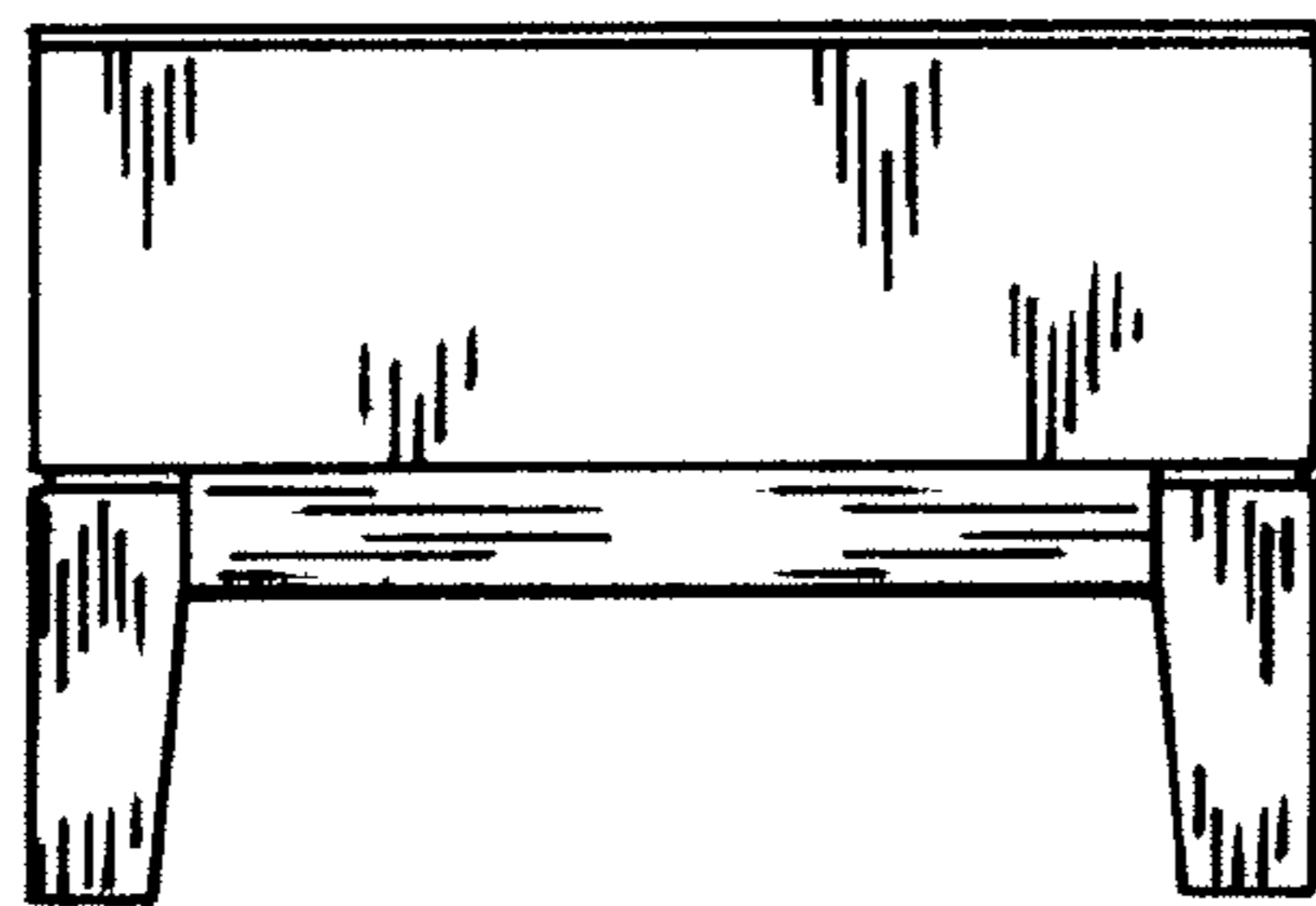


FIG. 3




FIG. 4

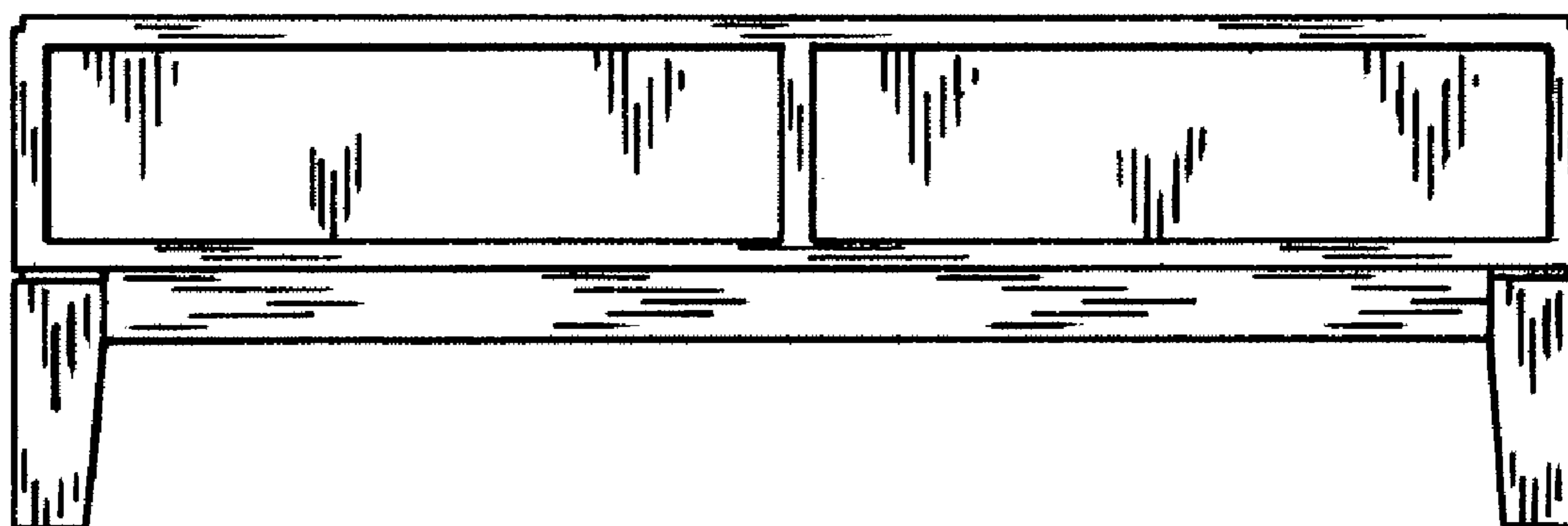


FIG. 5

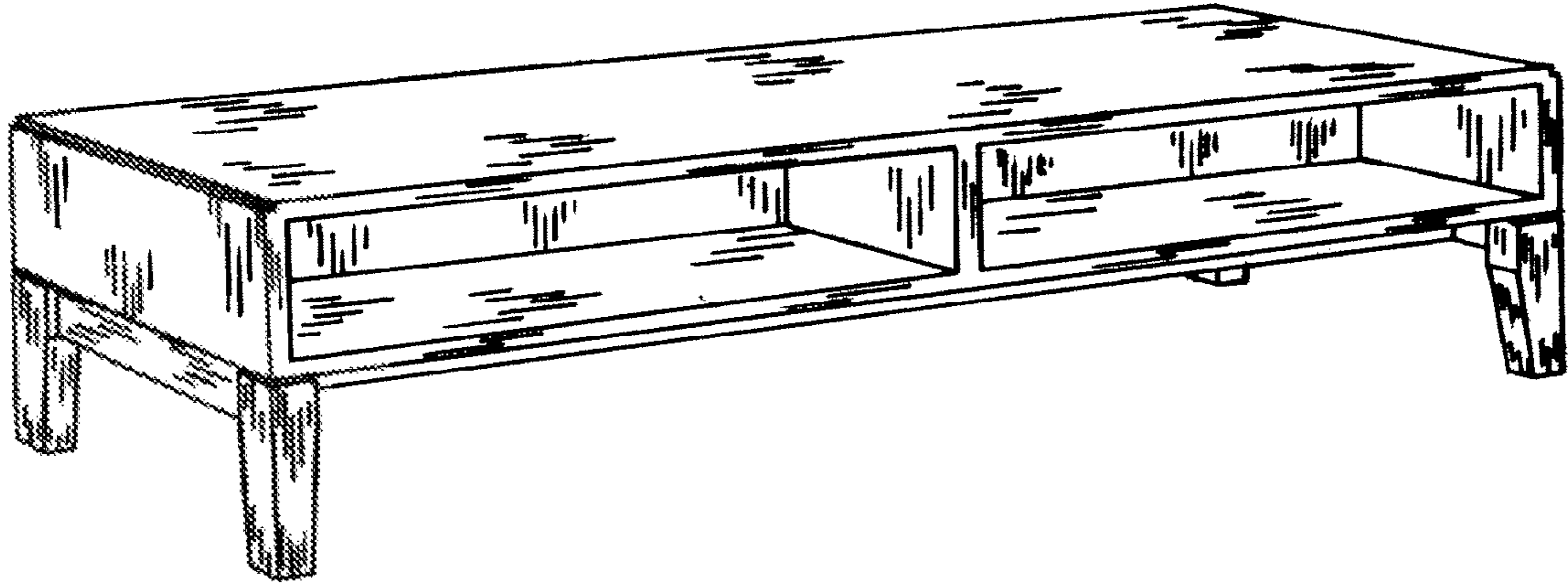


FIG. 6



FIG. 7

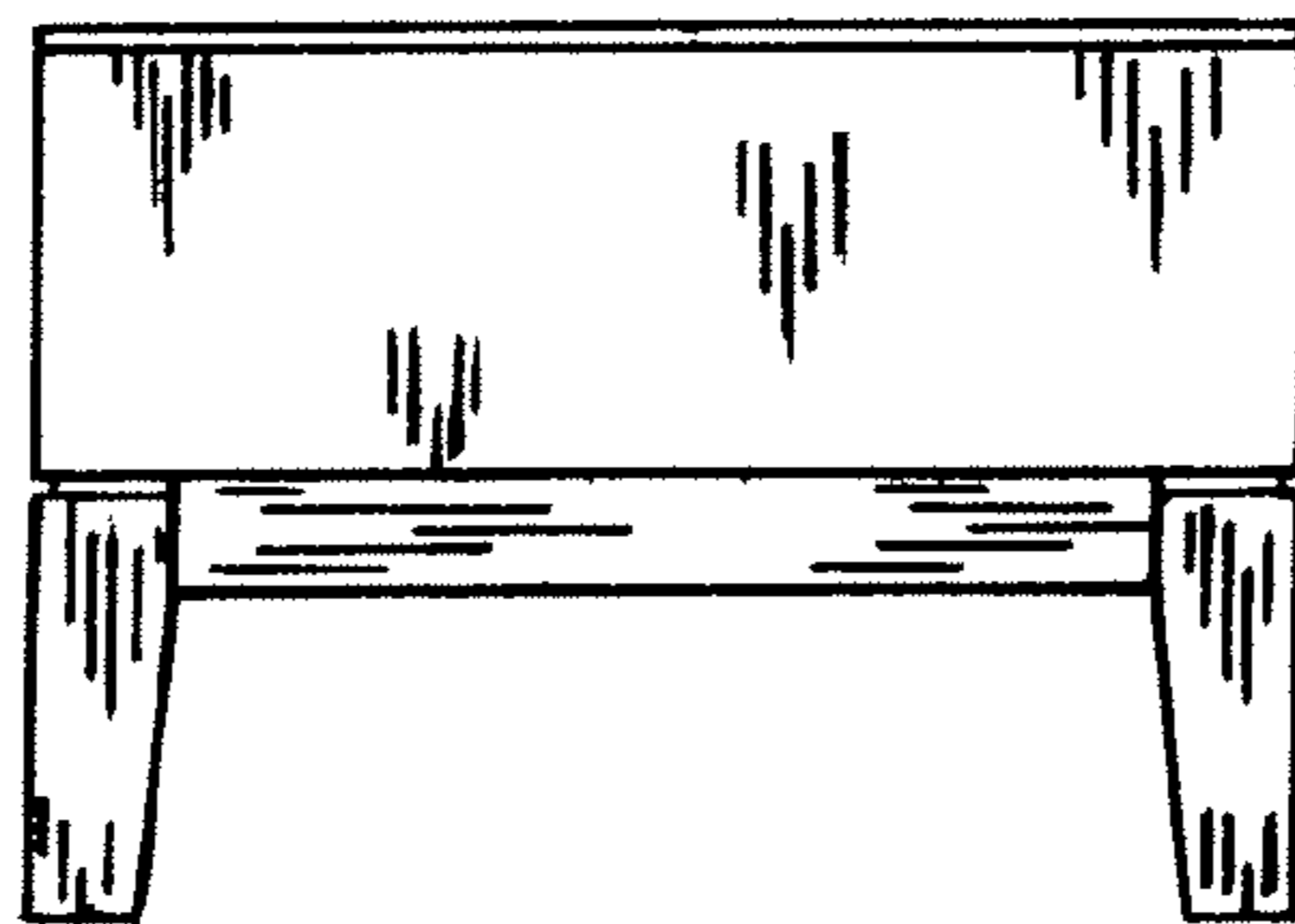


FIG. 8

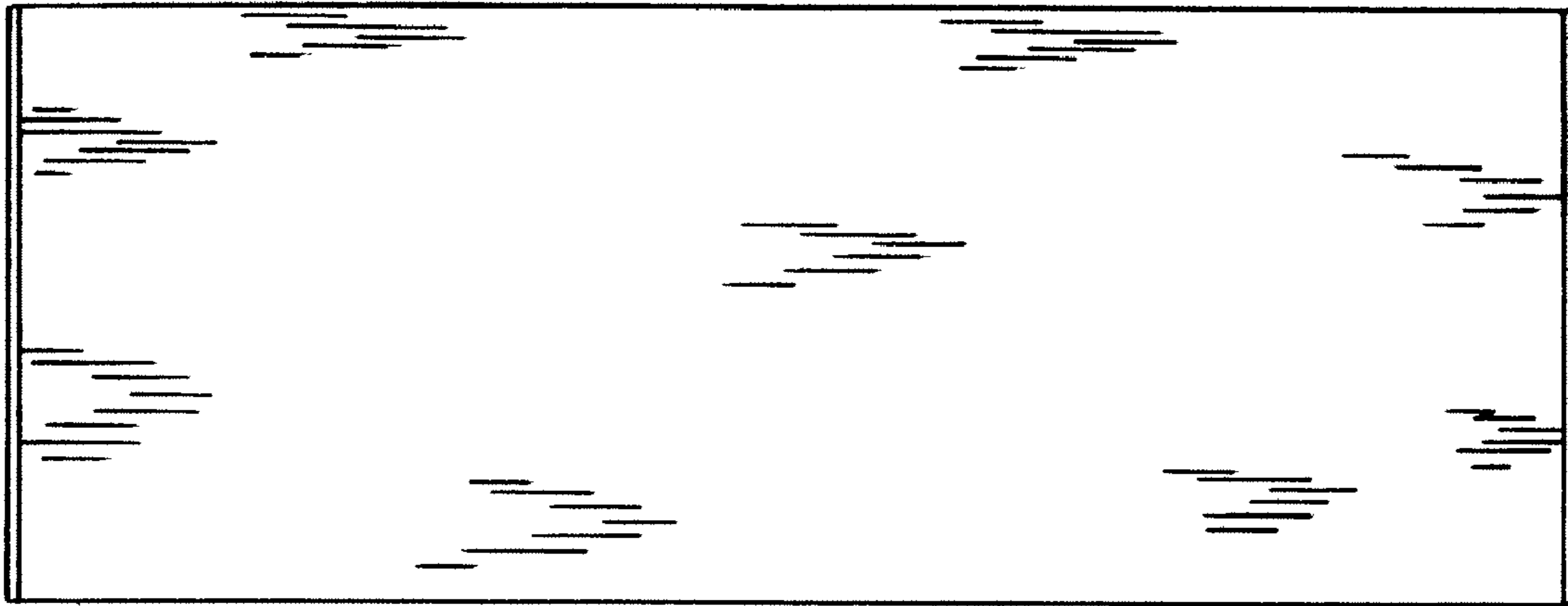


FIG. 9

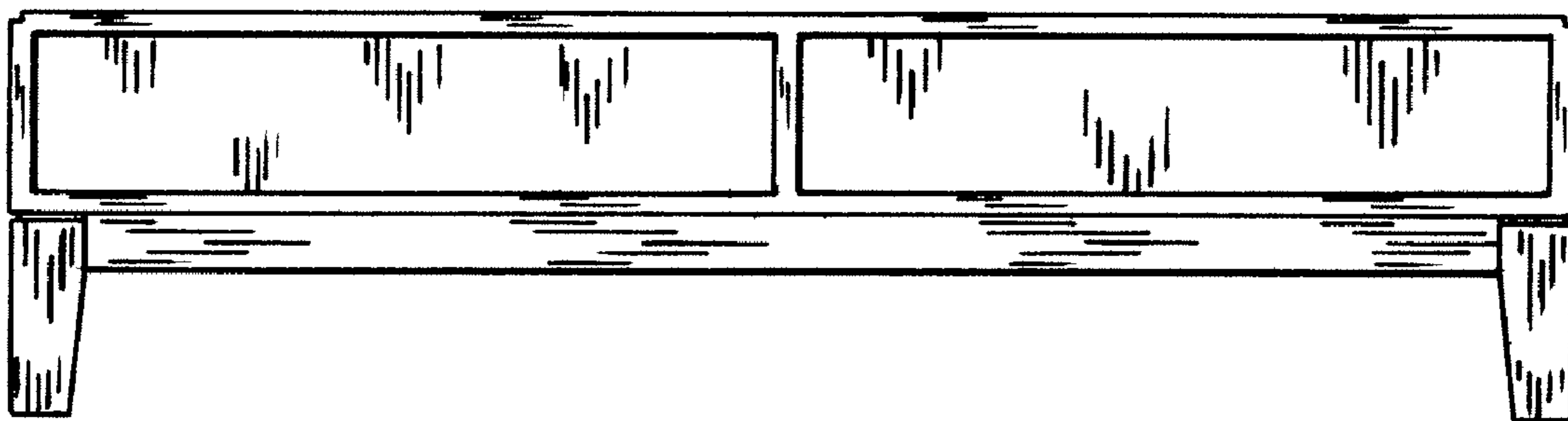


FIG. 10