



US00D617988S

(12) **United States Design Patent**  
**Hunter**

(10) **Patent No.:** **US D617,988 S**

(45) **Date of Patent:** **\*\* Jun. 22, 2010**

(54) **CARRYING POUCH**

(76) Inventor: **Karen Ann Hunter**, 9450 E. Becker La.,  
2086A, Scottsdale, AZ (US) 85260

(\*\*) Term: **14 Years**

(21) Appl. No.: **29/317,958**

(22) Filed: **May 9, 2008**

(51) **LOC (9) Cl.** ..... **03-01**

(52) **U.S. Cl.** ..... **D3/299**

(58) **Field of Classification Search** ..... D3/205,  
D3/215, 225-227, 230, 243, 299, 303, 319,  
D3/904; D27/185, 189; 150/131; 206/3,  
206/260

See application file for complete search history.

(56) **References Cited**

U.S. PATENT DOCUMENTS

D45,341 S *	3/1914	Kinghorne	.....	D27/185
D74,481 S *	2/1928	Cowen	.....	D27/189
D147,254 S *	8/1947	Streng	.....	D3/205
D180,028 S *	4/1957	Ligorner	.....	D3/243
D241,189 S *	8/1976	Clark	.....	D3/227
D257,079 S *	9/1980	Globus	.....	D3/219
D262,753 S *	1/1982	Salata	.....	D3/319
D268,785 S *	4/1983	Sommers	.....	D24/226
D294,912 S *	3/1988	Rivera	.....	D7/607
D323,744 S *	2/1992	Casale	.....	D3/230
D326,016 S *	5/1992	Guaresi	.....	D3/299
D352,166 S *	11/1994	Caligiuri	.....	D3/243
D381,501 S *	7/1997	Leininger	.....	D3/226
D408,128 S *	4/1999	Sheiner	.....	D3/203.2
D416,676 S *	11/1999	Fitzgerald	.....	D3/226
D423,211 S *	4/2000	Giliberti	.....	D3/226

D465,323 S *	11/2002	Dancyger	.....	D3/226
D500,409 S *	1/2005	Rivera et al.	.....	D3/228
D516,304 S *	3/2006	Feldman et al.	.....	D3/221

\* cited by examiner

*Primary Examiner*—Philip S Hyder

*Assistant Examiner*—Roselynn Cody

(74) *Attorney, Agent, or Firm*—Schmeiser Olsen & Watts  
LLP

(57) **CLAIM**

The ornamental design for a carrying pouch, as shown and described.

**DESCRIPTION**

FIG. 1 is a front view of a carrying pouch in a closed condition.

FIG. 2 is a back view of the carrying pouch of FIG. 1 in the closed condition.

FIG. 3 is a side view of the carrying pouch of FIG. 1 in the closed condition.

FIG. 4 is a side view of the carrying pouch of FIG. 1 in the closed condition.

FIG. 5 is a front view of the carrying pouch of FIG. 1 in an open condition; and,

FIG. 6 is a back view of the carrying pouch of FIG. 1 in the open condition.

The long dashed lines in FIGS. 1 and 5 represent stitching that forms part of the claimed design. The short dashed lines in FIGS. 2 and 6 represent aspects of the design that form no part of the claim.

**1 Claim, 4 Drawing Sheets**

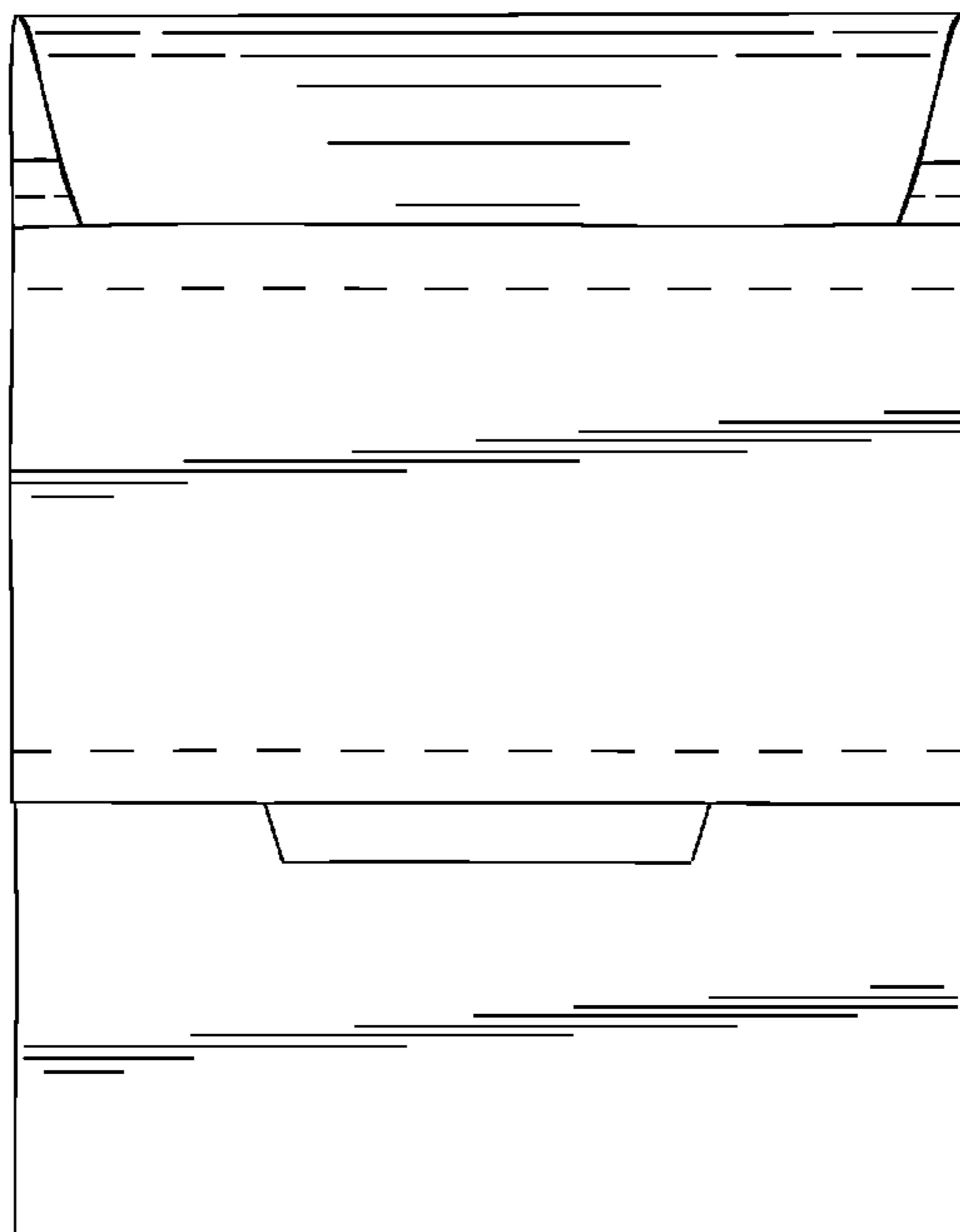


FIG. 2




FIG. 1

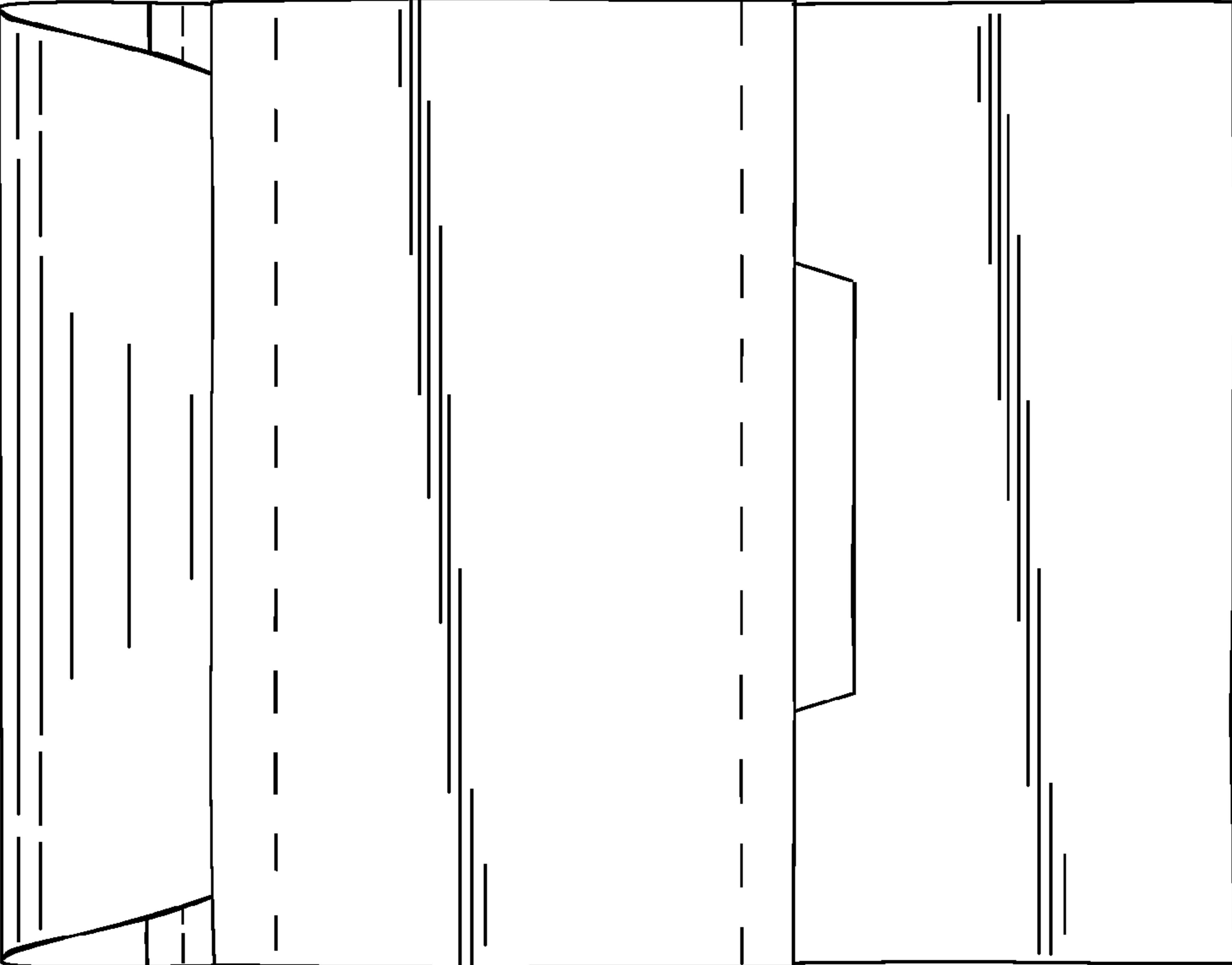


FIG. 3



FIG. 4



FIG. 5

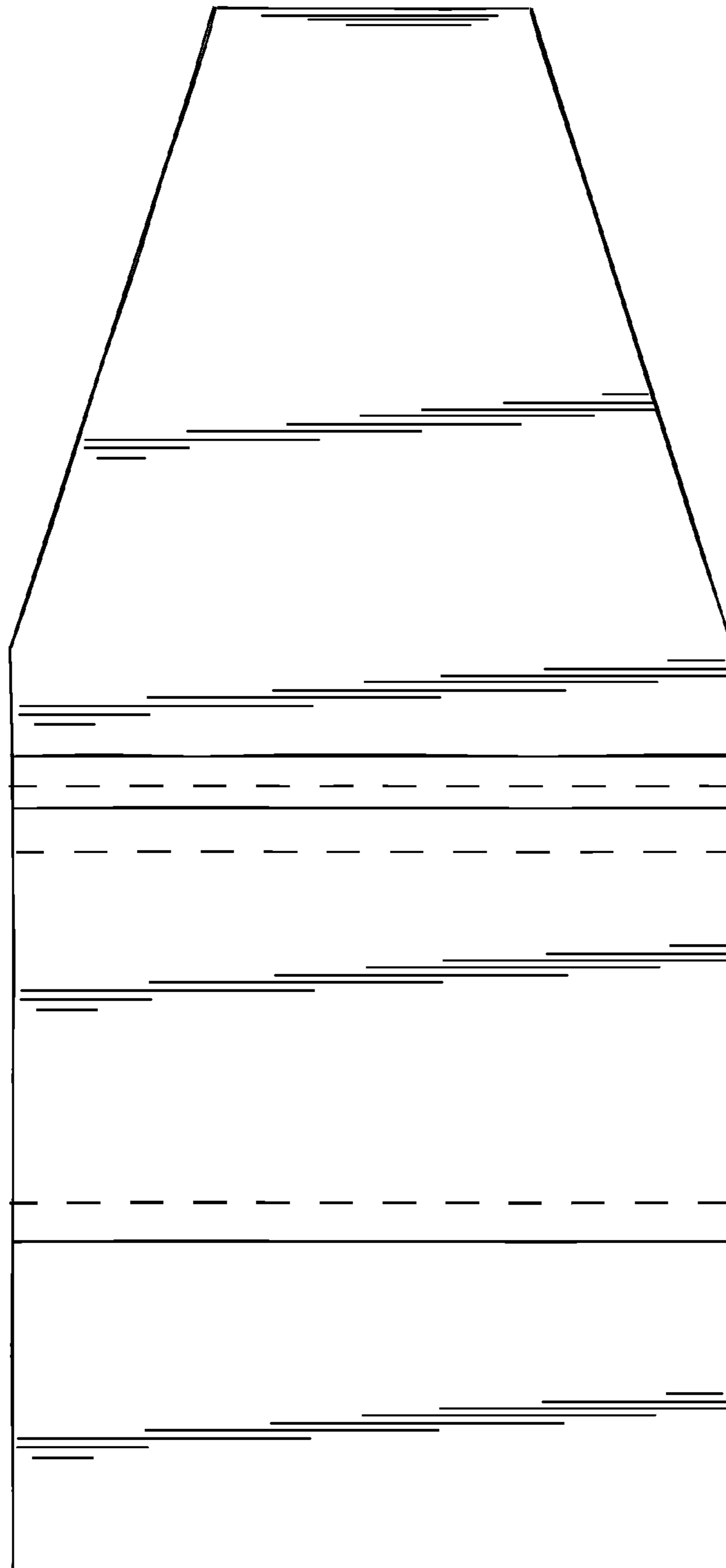


FIG. 6

